

















DEPARTMENT OF TRANSPORTATION

GOALS ACHIEVED	OVERALL GRADE
4/5	DOT exceeded its SB, SDB, WOSB, and HUBZone goals. • Although the SDVOSB goal was not met, SDVOSB goal made considerable progress from FY2007 in all goals

SMALL BUSINESS GRADE				
	FY2008/FY2009 % GOAL	FY2007 SMALL BUSINESS ACHIEVEMENTS	FY2008 SMALL BUSINESS ACHIEVEMENTS	ACHIEVEMENT PROGRESS
 GREEN	37%	50.88% (\$755,741,873)	40.06% (\$767,159,810)	 GREEN

SOCIO-ECONOMIC GRADES				
	FY2008/FY2009 % GOAL	FY2007 SMALL BUSINESS ACHIEVEMENTS	FY2008 SMALL BUSINESS ACHIEVEMENTS	ACHIEVEMENT PROGRESS
SDB  GREEN	5%	19.30% (\$286,642,941)	16.19% (\$310,008,269)	 GREEN
WOSB  GREEN	5%	10.40% (\$154,505,074)	8.12% (\$155,480,108)	 GREEN
HUBZONE  GREEN	3%	7.56% (\$112,237,647)	7.24% (\$138,644,425)	 GREEN
SDVOSB  RED	3%	2.34% (\$34,747,021)	1.75% (\$33,592,844)	 GREEN

ACHIEVEMENT CRITERIA	
 GREEN	THE AGENCY MUST MEET 100% OF ITS GOAL
 YELLOW	THE AGENCY MUST MEET 90-99% OF ITS SMALL BUSINESS GOAL
 RED	THE AGENCY DID NOT MEET 90-99% OF ITS SMALL BUSINESS GOAL

ACHIEVEMENT PROGRESS CRITERIA	
 GREEN	THE AGENCY MUST HAVE MADE THEIR GOAL OR MADE PROGRESS IN UNMET GOAL SINCE FY2007 (DOLLARS, PERCENTAGE, OR 3 YEAR ACHIEVEMENT AVERAGE (FY2005-FY2007)).
 YELLOW	THE AGENCY MUST MAKE PROGRESS IN UNMET GOAL. FY2008 GOAL ACHIEVEMENT DOLLARS OR PERCENTAGE IS WITHIN 10% OF FY2007 ACHIEVEMENT OR 3 YEAR ACHIEVEMENT AVERAGE (FY2005-FY2007).
 RED	THE AGENCY DID NOT MAKE PROGRESS IN UNMET GOAL