

















**DEPARTMENT OF THE TREASURY**

GOALS ACHIEVED	OVERALL GRADE
2/5	<ul style="list-style-type: none"> <li>• Although Treasury did not exceed its small business goal, it exceeded the 23% Government-wide goal</li> <li>• Treasury exceeded its SDB and WOSB goal</li> <li>• Treasury made progress in all goals (dollars)</li> </ul>

SMALL BUSINESS GRADE				
	FY2008/FY2009 % GOAL	FY2007 SMALL BUSINESS ACHIEVEMENTS	FY2008 SMALL BUSINESS ACHIEVEMENTS	ACHIEVEMENT PROGRESS
 YELLOW	29.39%	28.76% (\$553,970,446)	28.49% (\$596,636,053)	 GREEN

SOCIO-ECONOMIC GRADES				
	FY2008/FY2009 % GOAL	FY2007 SMALL BUSINESS ACHIEVEMENTS	FY2008 SMALL BUSINESS ACHIEVEMENTS	ACHIEVEMENT PROGRESS
SDB   GREEN	5%	8.07% (\$155,371,320)	7.88% (\$165,023,857)	 GREEN
WOSB   GREEN	5%	7.61% (\$146,560,803)	7.15% (\$149,809,379)	 GREEN
HUBZONE   RED	3%	1.11% (\$21,437,886)	1.50% (\$31,413,108)	 GREEN
SDVOSB   RED	3%	1.08% (\$20,773,648)	2.03% (\$42,549,330)	 GREEN

ACHIEVEMENT CRITERIA	
 GREEN	THE AGENCY MUST MEET 100% OF ITS GOAL
 YELLOW	THE AGENCY MUST MEET 90-99% OF ITS SMALL BUSINESS GOAL
 RED	THE AGENCY DID NOT MEET 90-99% OF ITS SMALL BUSINESS GOAL

ACHIEVEMENT PROGRESS CRITERIA	
 GREEN	THE AGENCY MUST HAVE MADE THEIR GOAL OR MADE PROGRESS IN UNMET GOAL SINCE FY2007 (DOLLARS, PERCENTAGE, OR 3 YEAR ACHIEVEMENT AVERAGE (FY2005-FY2007)).
 YELLOW	THE AGENCY MUST MAKE PROGRESS IN UNMET GOAL. FY2008 GOAL ACHIEVEMENT DOLLARS OR PERCENTAGE IS WITHIN 10% OF FY2007 ACHIEVEMENT OR 3 YEAR ACHIEVEMENT AVERAGE (FY2005-FY2007).
 RED	THE AGENCY DID NOT MAKE PROGRESS IN UNMET GOAL