











GOVERNMENT-WIDE

| GOALS ACHIEVED | OVERALL GRADE |
|----------------|---|
| 1/5 | <ul style="list-style-type: none"> • Government-wide achievements exceeded the SDB goal • Government-wide progress was made in all socio-economic categories • 17 agencies met their small business goals • 15 agencies met their SDB goal • 13 agencies met their WOSB goal • 10 agencies met their HUBZone goal • 5 agencies met their SDVOSB goal |

SMALL BUSINESS GRADE

| | FY2006/FY2007 % GOAL | FY2006 SMALL BUSINESS ACHIEVEMENTS | FY2007 SMALL BUSINESS ACHIEVEMENTS | ACHIEVEMENT PROGRESS |
|---|----------------------|------------------------------------|------------------------------------|--|
|  YELLOW | 23% | 22.83% (\$77,670,193,958) | 22% (\$83,274,930,252) |  GREEN |




SOCIO-ECONOMIC GRADES

| | FY2006/FY2007 % GOAL | FY2006 SMALL BUSINESS ACHIEVEMENTS | FY2007 SMALL BUSINESS ACHIEVEMENTS | ACHIEVEMENT PROGRESS |
|---|----------------------|------------------------------------|------------------------------------|--|
| SDB  GREEN | 5% | 6.76% (\$22,990,411,137) | 6.58% (\$24,906,169,393) |  GREEN |
| WOSB  RED | 5% | 3.41% (\$11,616,080,319) | 3.41% (\$12,925,553,234) |  GREEN |
| HUBZONE  RED | 3% | 2.11% (\$7,162,086,648) | 2.24% (\$8,462,735,569) |  GREEN |
| SDVOSB  YELLOW | 3% | .87% (\$2,959,810,185) | 1.01% (\$3,815,922,586) |  GREEN |

ACHIEVEMENT CRITERIA

| | |
|---|---|
|  GREEN | THE AGENCY MUST MEET 100% OF ITS GOAL |
|  YELLOW | THE AGENCY MUST MEET 90-99% OF ITS SMALL BUSINESS GOAL |
|  RED | THE AGENCY DID NOT MEET 90-99% OF ITS SMALL BUSINESS GOAL |

ACHIEVEMENT PROGRESS CRITERIA

| | |
|---|---|
|  GREEN | THE AGENCY MUST HAVE MADE THEIR GOAL OR MADE PROGRESS IN UNMET GOAL SINCE FY2006 (DOLLARS, PERCENTAGE, OR 3 YEAR ACHIEVEMENT AVERAGE (FY2005-FY2007). |
|  YELLOW | FY2007 GOAL ACHIEVEMENT DOLLARS OR PERCENTAGE IS WITHIN 10% OF FY2006 ACHIEVEMENT OR 3 YEAR ACHIEVEMENT AVERAGE (FY2005-FY2007). |
|  RED | THE AGENCY DID NOT MAKE PROGRESS IN UNMET GOAL |