

















GENERAL SERVICES ADMINISTRATION

GOALS ACHIEVED	OVERALL GRADE
4/5	<ul style="list-style-type: none"> • GSA achieved 34.22% exceeding its small business goal of 34% and the 23% Government-wide goal • SDB, WOSB, and HUBZone goals were exceeded • Although GSA did not met its SDVOSB goal, it made progress from the previous year • SDB increased by \$115 million and WOSB increased \$28 million from FY2006

SMALL BUSINESS GRADE				
	FY2006/FY2007 % GOAL	FY2006 SMALL BUSINESS ACHIEVEMENTS	FY2007 SMALL BUSINESS ACHIEVEMENTS	ACHIEVEMENT PROGRESS
 GREEN	34%	32.22% (\$1,751,893,757)	34.22% (\$1,674,121,874)	 GREEN

SOCIO-ECONOMIC GRADES				
	FY2006/FY2007 % GOAL	FY2006 SMALL BUSINESS ACHIEVEMENTS	FY2007 SMALL BUSINESS ACHIEVEMENTS	ACHIEVEMENT PROGRESS
SDB  GREEN	13%	9.91% (\$539,058,096)	13.37% (\$654,122,593)	 GREEN
WOSB  GREEN	5%	5.50% (\$299,183,672)	6.70% (\$327,925,105)	 GREEN
HUBZONE  GREEN	3%	4.82% (\$262,176,281)	5.57% (\$272,421,113)	 GREEN
SDVOSB  RED	3%	1.45% (\$79,040,462)	2.25% (\$109,872,940)	 GREEN

ACHIEVEMENT CRITERIA	
 GREEN	THE AGENCY MUST MEET 100% OF ITS GOAL
 YELLOW	THE AGENCY MUST MEET 90-99% OF ITS SMALL BUSINESS GOAL
 RED	THE AGENCY DID NOT MEET 90-99% OF ITS SMALL BUSINESS GOAL

ACHIEVEMENT PROGRESS CRITERIA	
 GREEN	THE AGENCY MUST HAVE MADE THEIR GOAL OR MADE PROGRESS IN UNMET GOAL SINCE FY2006 (DOLLARS, PERCENTAGE, OR 3 YEAR ACHIEVEMENT AVERAGE (FY2005-FY2007).
 YELLOW	THE AGENCY MUST MAKE PROGRESS IN UNMET GOAL. FY2007 GOAL ACHIEVEMENT DOLLARS OR PERCENTAGE IS WITHIN 10% OF FY2006 ACHIEVEMENT OR 3 YEAR ACHIEVEMENT AVERAGE (FY2005-FY2007).
 RED	THE AGENCY DID NOT MAKE PROGRESS IN UNMET GOAL