

















**UNITED STATES DEPARTMENT OF AGRICULTURE**

GOALS ACHIEVED	OVERALL GRADE
4/5	<ul style="list-style-type: none"> <li>• USDA achieved 54.50% exceeding its small business goal of 49% that was above the 23% Government-wide goal</li> <li>• This resulted in small business receiving \$477 million more than FY2006</li> <li>• USDA exceeded its SDB, WOSB, and HUBZone goals</li> <li>• Although the SDVOSB goal was not met, it did make progress</li> </ul>

SMALL BUSINESS GRADE				
	FY2006/FY2007 % GOAL	FY2006 SMALL BUSINESS ACHIEVEMENTS	FY2007 SMALL BUSINESS ACHIEVEMENTS	ACHIEVEMENT PROGRESS
 GREEN	49%	49.33% (\$2,032,089,413)	54.50% (\$2,509,214,703)	 GREEN

SOCIO-ECONOMIC GRADES				
	FY2006/FY2007 % GOAL	FY2006 SMALL BUSINESS ACHIEVEMENTS	FY2007 SMALL BUSINESS ACHIEVEMENTS	ACHIEVEMENT PROGRESS
SDB   GREEN	10%	11.38% (\$468,772,552)	12.14% (\$559,139,193)	 GREEN
WOSB   GREEN	5%	6.62% (\$272,812,468)	6.98% (\$321,412,230)	 GREEN
HUBZONE   GREEN	5.50%	9.17% (\$377,874,689)	8.74% (\$402,578,574)	 GREEN
SDVOSB   YELLOW	3%	0.84% (\$34,730,933)	2.52% (\$116,178,951)	 GREEN

ACHIEVEMENT CRITERIA	
 GREEN	THE AGENCY MUST MEET 100% OF ITS GOAL
 YELLOW	THE AGENCY MUST MEET 90-99% OF ITS SMALL BUSINESS GOAL
 RED	THE AGENCY DID NOT MEET 90-99% OF ITS SMALL BUSINESS GOAL

ACHIEVEMENT PROGRESS CRITERIA	
 GREEN	THE AGENCY MUST HAVE MADE THEIR GOAL OR MADE PROGRESS IN UNMET GOAL SINCE FY2006 (DOLLARS, PERCENTAGE, OR 3 YEAR ACHIEVEMENT AVERAGE (FY2005-FY2007).
 YELLOW	THE AGENCY MUST MAKE PROGRESS IN UNMET GOAL. FY2007 GOAL ACHIEVEMENT DOLLARS OR PERCENTAGE IS WITHIN 10% OF FY2006 ACHIEVEMENT OR 3 YEAR ACHIEVEMENT AVERAGE (FY2005-FY2007).
 RED	THE AGENCY DID NOT MAKE PROGRESS IN UNMET GOAL