

# Forgiveness Platform Lender Submission Metrics | July 30

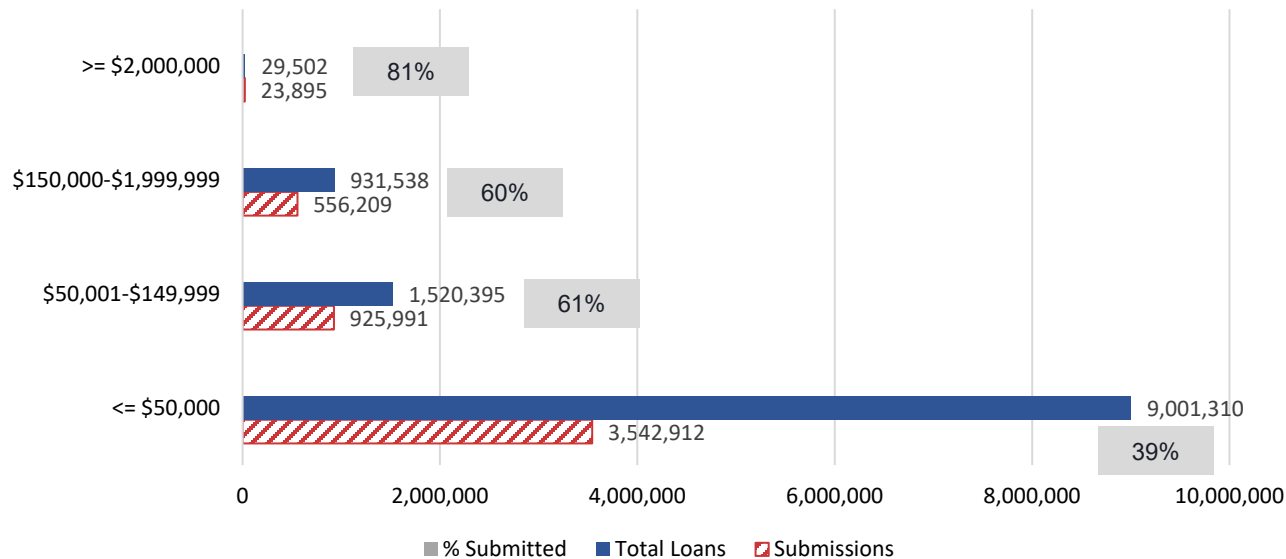
Data as of July 30, 11:59 PM ET

## Summary

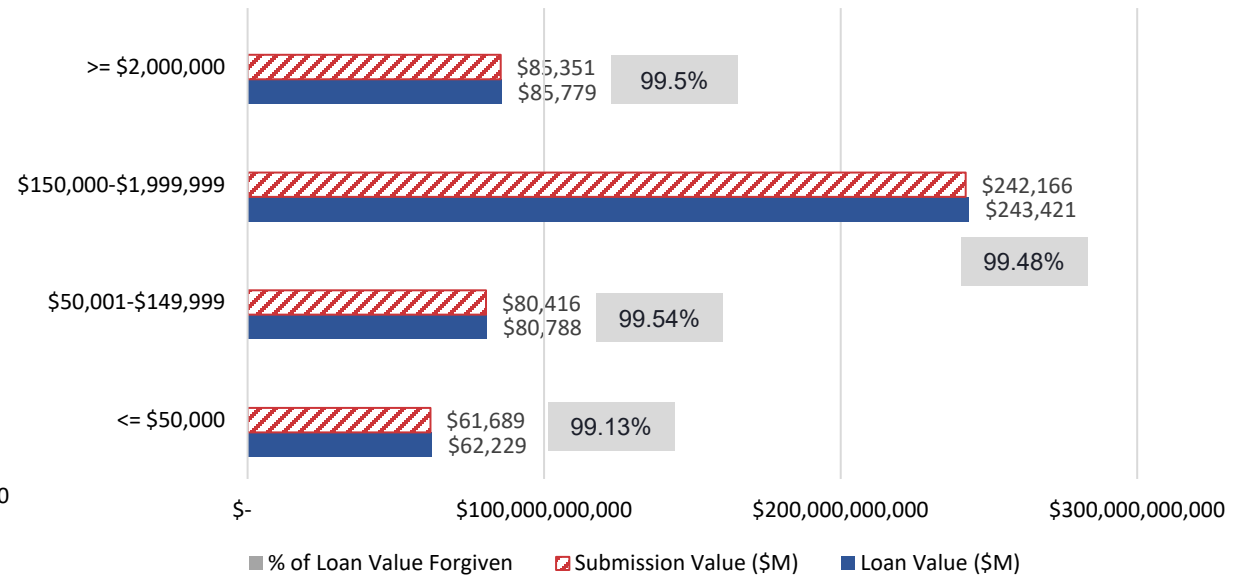
Total PPP Loan Population		Forgiveness Requests To Date		Payments To Date	
Count of Loans	Total Loan Value	Count of Applications	Total Forgiveness Amount Requested	Count of Payments	Total Forgiveness Paid
<b>11,482,745</b>	<b>\$791,398,925,358</b>	<b>5,049,007</b>	<b>\$469,621,622,857</b>	<b>4,875,333</b>	<b>\$441,825,918,499</b>
		44% of all PPP loans have submitted forgiveness applications	Forgiveness has been requested for 59% of the total loan value of all PPP loans	43% of all PPP loans have been fully or partially forgiven	56% of the total PPP loan value has been forgiven, in full or in part

**4,832 lenders** have requested forgiveness for PPP loans

Number of Submissions, by Loan Amount



Value of Submissions, by Dollar Amount



August 3, 2021



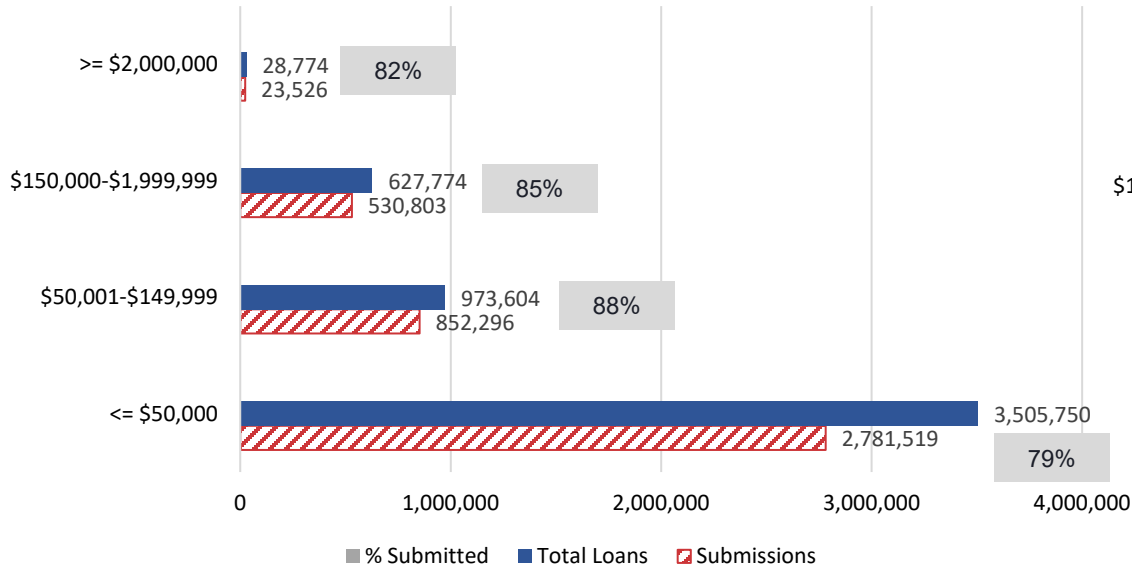
# Forgiveness Platform Lender Submission Metrics | July 30

Data as of July 30, 11:59 PM ET  
2020 PPP Loan Population

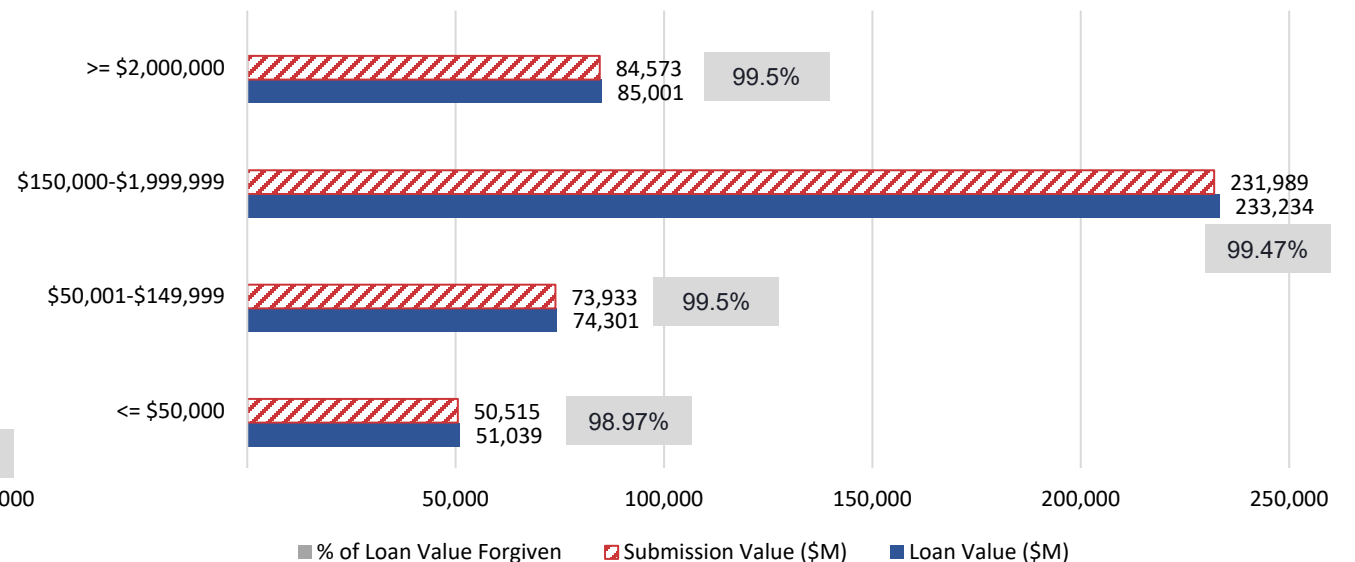
2020 PPP Loan Population		Forgiveness Requests To Date		Payments To Date	
Count of Loans	Total Loan Value	Count of Applications	Total Forgiveness Amount Requested	Count of Payments	Total Forgiveness Paid
5,135,902	\$520,725,154,987	4,188,144	\$441,010,112,702	4,098,717	\$417,259,248,092
		82% of 2020 PPP loans have submitted forgiveness applications	Forgiveness has been requested for 85% of the total loan value of 2020 PPP loans	80% of 2020 PPP loans have been fully or partially forgiven	80% of the total 2020 PPP loan value has been forgiven, in full or in part

4,790 lenders have requested forgiveness for 2020 PPP loans

Number of Submissions, by Loan Amount



Value of Submissions, by Dollar Amount



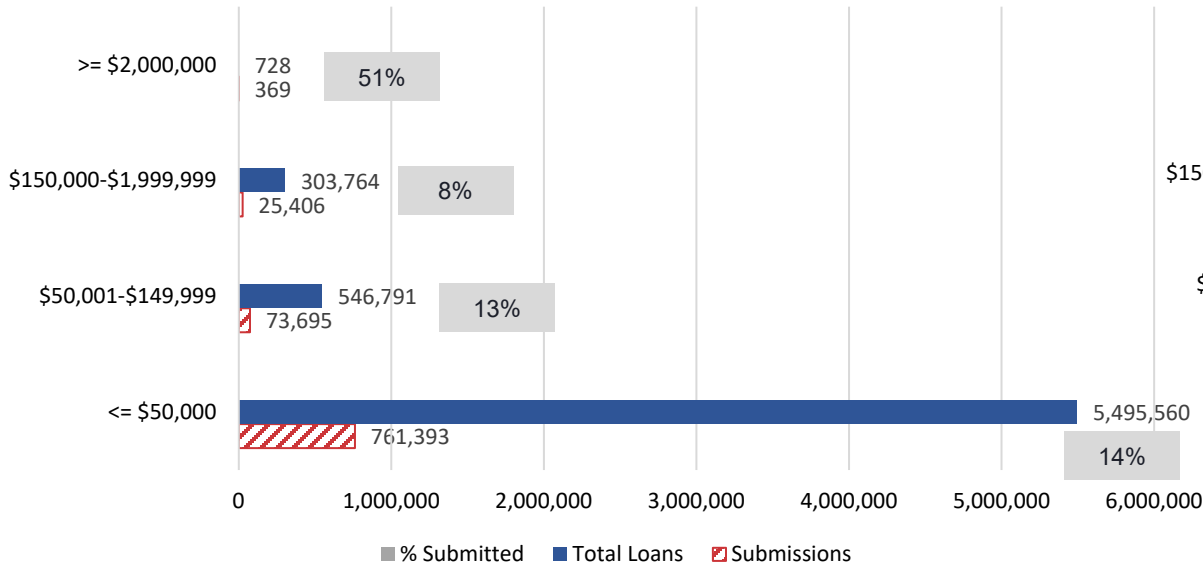
# Forgiveness Platform Lender Submission Metrics | July 30

Data as of July 30, 11:59 PM ET  
2021 PPP Loan Population

2021 PPP Loan Population		Forgiveness Requests To Date		Payments To Date	
Count of Loans	Total Loan Value	Count of Applications	Total Forgiveness Amount Requested	Count of Payments	Total Forgiveness Paid
<b>6,346,843</b>	<b>\$270,673,770,370</b>	<b>860,863</b>	<b>\$28,611,510,155</b>	<b>776,616</b>	<b>\$24,566,670,406</b>
		14% of 2021 PPP loans have submitted forgiveness applications	Forgiveness has been requested for 11% of the total loan value of 2021 PPP loans	12% of 2021 PPP loans have been fully or partially forgiven	9% of the total 2021 PPP loan value has been forgiven, in full or in part

4,249 lenders have requested forgiveness for 2021 PPP loans

Number of Submissions, by Loan Amount



Value of Submissions, by Dollar Amount

