

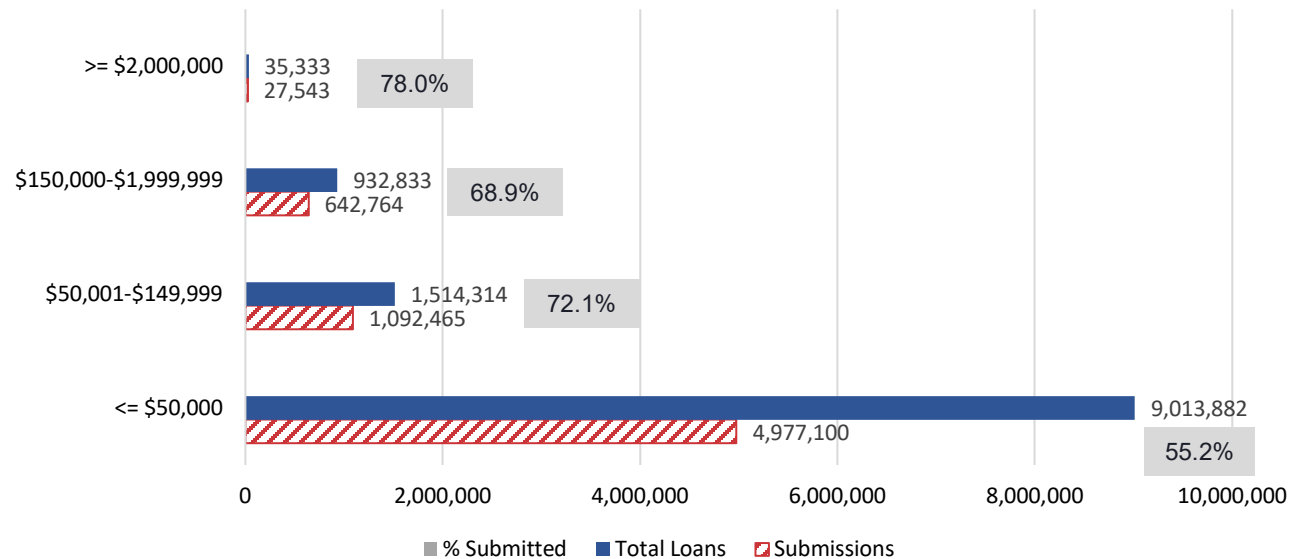
# Forgiveness Platform Lender Submission Metrics | September 12

Data as of September 12, 11:59 PM ET

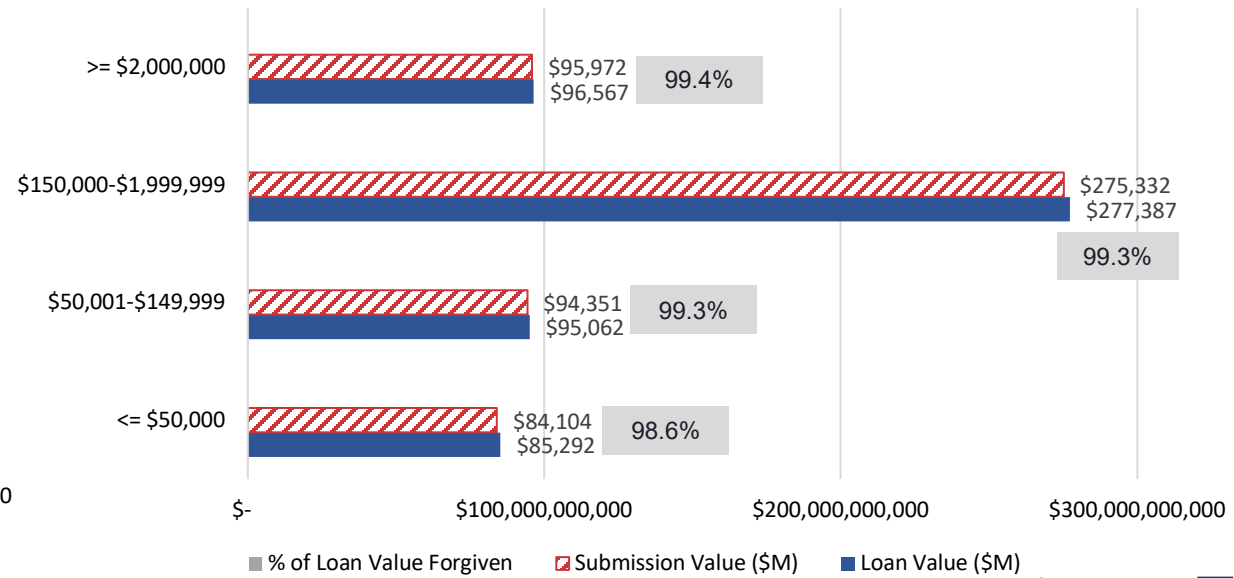
## Summary

Total PPP Loan Population		Forgiveness Requests To Date		Payments To Date	
Count of Loans	Total Loan Value	Count of Applications	Total Forgiveness Amount Requested	Count of Payments	Total Forgiveness Paid
11,496,362	\$792,753,837,209	6,739,872	\$549,758,188,084	6,495,213	\$530,432,477,927
		59% of all PPP loans have submitted forgiveness applications	Forgiveness has been requested for 69% of the total loan value of all PPP loans	56% of all PPP loans have been fully or partially forgiven	67% of the total PPP loan value has been forgiven, in full or in part
		4,834 lenders have requested forgiveness for PPP loans			

Number of Submissions, by Loan Amount



Value of Submissions, by Dollar Amount



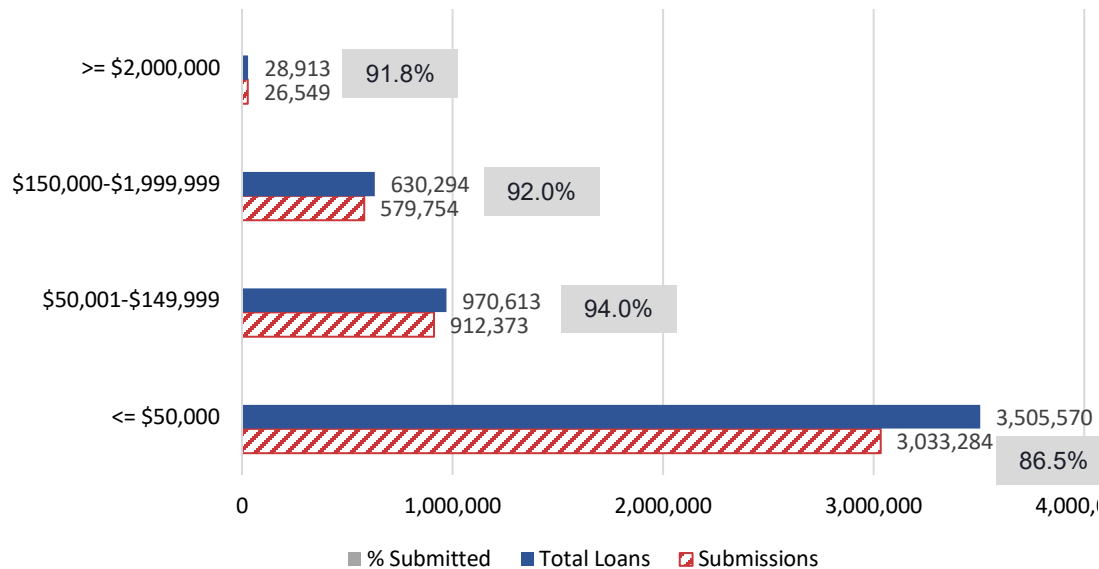
September 13, 2021

# Forgiveness Platform Lender Submission Metrics | September 12

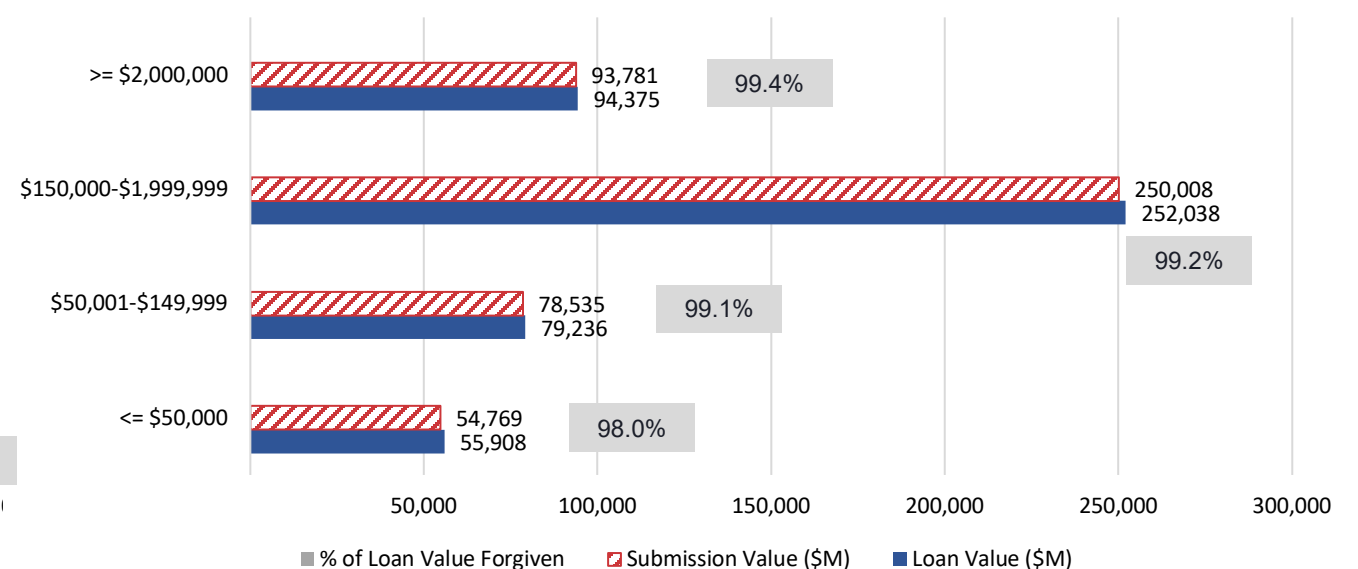
Data as of September 12, 11:59 PM ET  
2020 PPP Loan Population

2020 PPP Loan Population		Forgiveness Requests To Date		Payments To Date	
Count of Loans	Total Loan Value	Count of Applications	Total Forgiveness Amount Requested	Count of Payments	Total Forgiveness Paid
5,135,390	\$521,500,240,978	4,551,960	\$477,092,205,122	4,493,869	\$465,074,198,200
		89% of 2020 PPP loans have submitted forgiveness applications	Forgiveness has been requested for 91% of the total loan value of 2020 PPP loans	88% of 2020 PPP loans have been fully or partially forgiven	89% of the total 2020 PPP loan value has been forgiven, in full or in part
		4,783 lenders have requested forgiveness for 2020 PPP loans			

Number of Submissions, by Loan Amount



Value of Submissions, by Dollar Amount

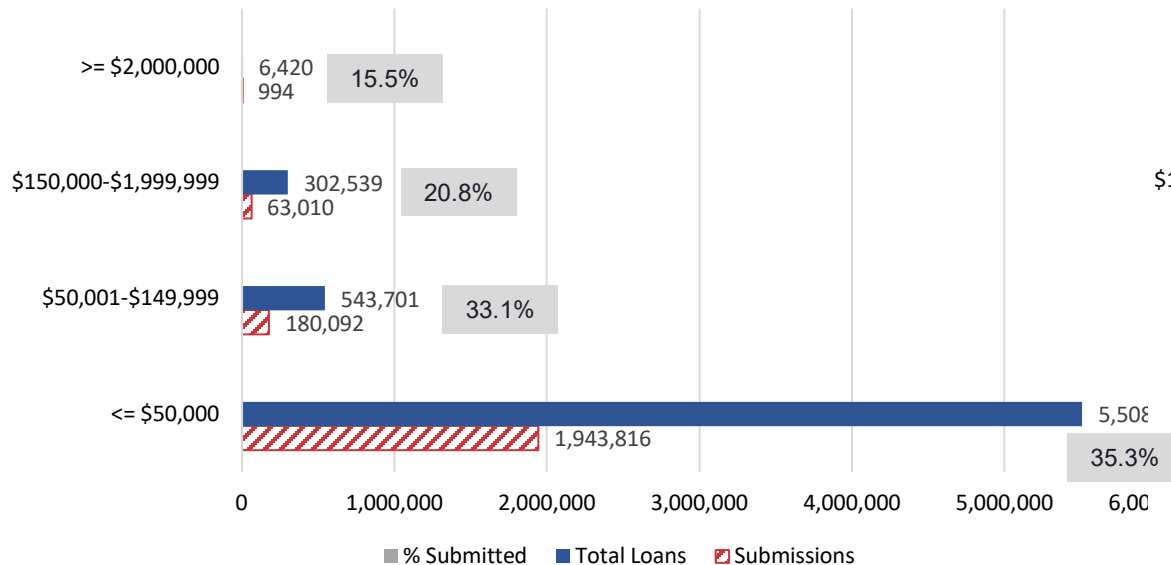


# Forgiveness Platform Lender Submission Metrics | September 12

Data as of September 12, 11:59 PM ET  
2021 PPP Loan Population

2021 PPP Loan Population		Forgiveness Requests To Date		Payments To Date	
Count of Loans	Total Loan Value	Count of Applications	Total Forgiveness Amount Requested	Count of Payments	Total Forgiveness Paid
<b>6,360,972</b>	<b>\$271,253,596,231</b>	<b>2,187,912</b>	<b>\$72,665,982,963</b>	<b>2,001,344</b>	<b>\$65,358,279,727</b>
		34% of 2021 PPP loans have submitted forgiveness applications	Forgiveness has been requested for 27% of the total loan value of 2021 PPP loans	31% of 2021 PPP loans have been fully or partially forgiven	24% of the total 2021 PPP loan value has been forgiven, in full or in part
		4,519 lenders have requested forgiveness for 2021 PPP loans			

Number of Submissions, by Loan Amount



Value of Submissions, by Dollar Amount

