

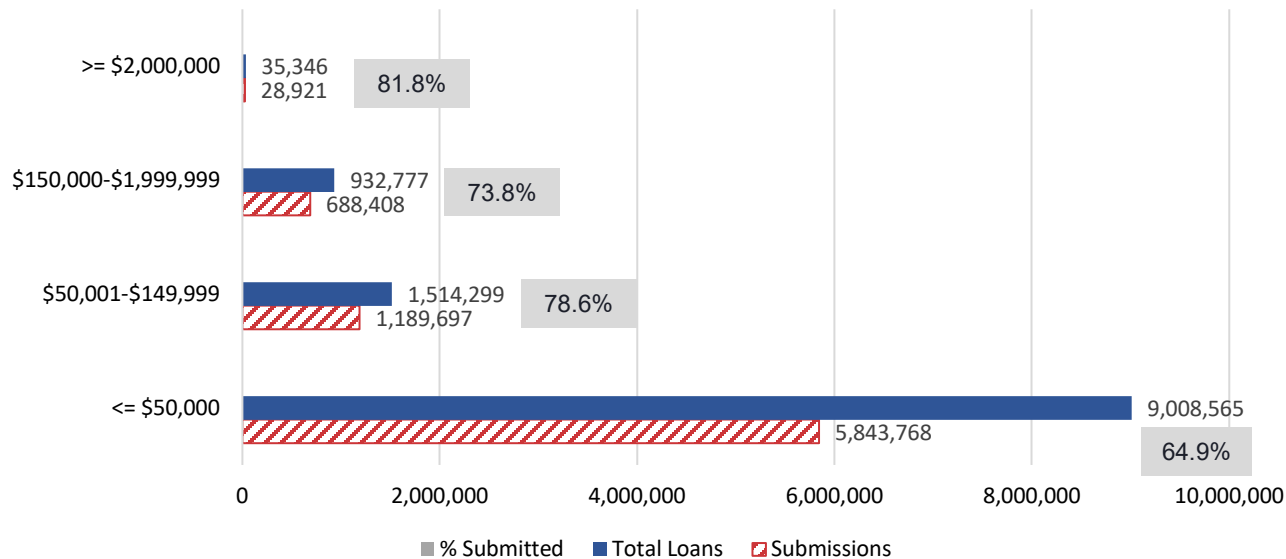
# Forgiveness Platform Lender Submission Metrics | October 10

Data as of October 10, 11:59 PM ET

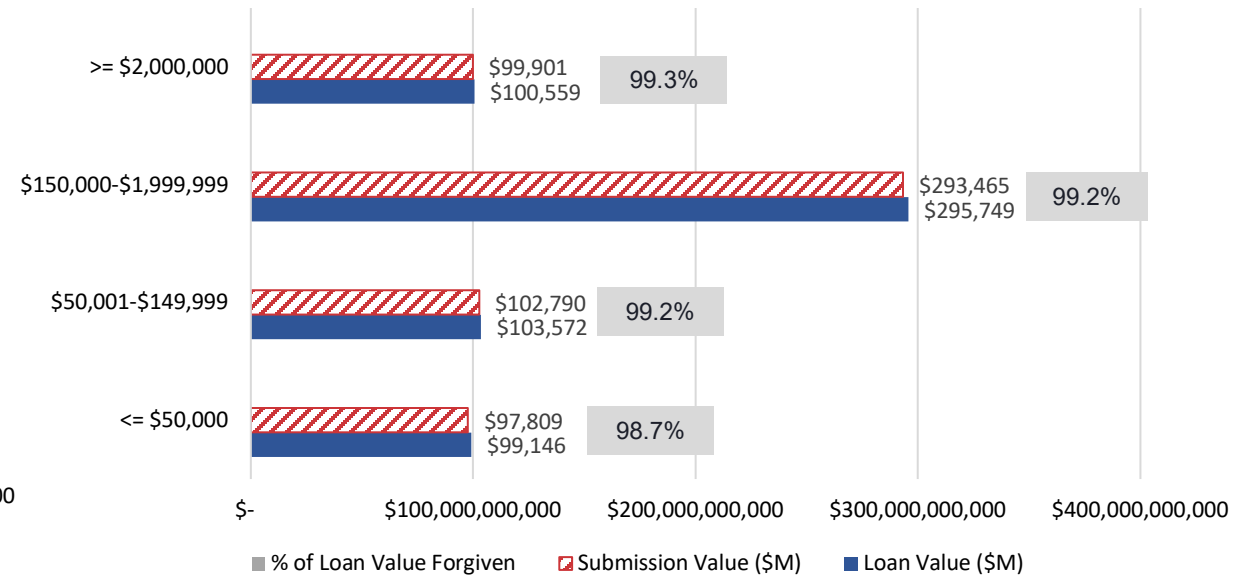
## Summary

Total PPP Loan Population		Forgiveness Requests To Date		Payments To Date	
Count of Loans	Total Loan Value	Count of Applications	Total Forgiveness Amount Requested	Count of Payments	Total Forgiveness Paid
11,490,987	\$792,705,348,701	7,750,794	\$593,965,602,635	7,519,651	\$575,221,879,219
		67% of all PPP loans have submitted forgiveness applications	Forgiveness has been requested for 75% of the total loan value of all PPP loans	65% of all PPP loans have been fully or partially forgiven	73% of the total PPP loan value has been forgiven, in full or in part
		4,818 lenders have requested forgiveness for all PPP loans			

Number of Submissions, by Loan Amount



Value of Submissions, by Dollar Amount



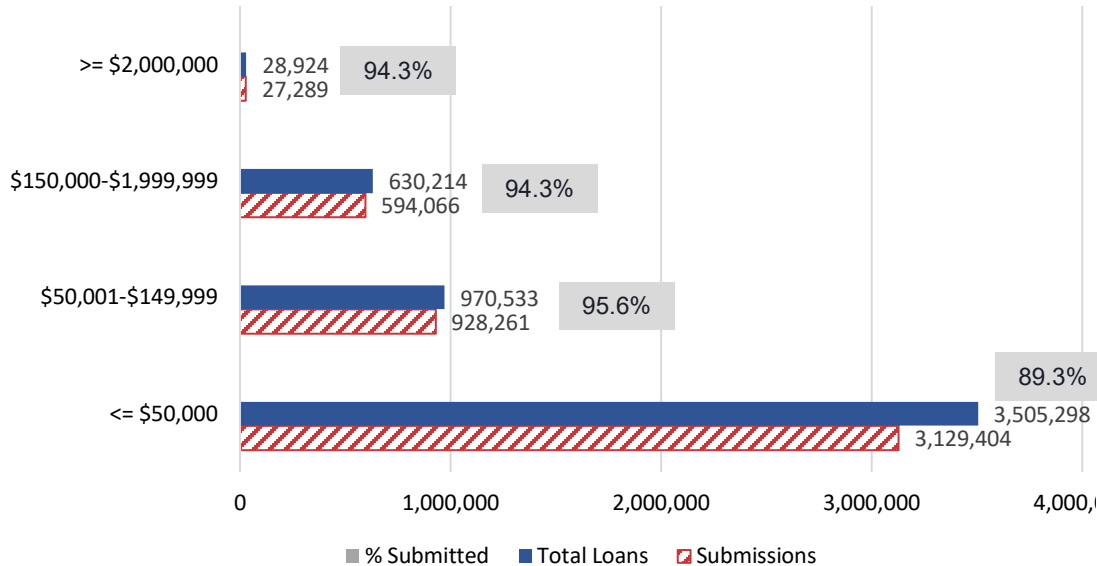
October 12, 2021

# Forgiveness Platform Lender Submission Metrics | October 10

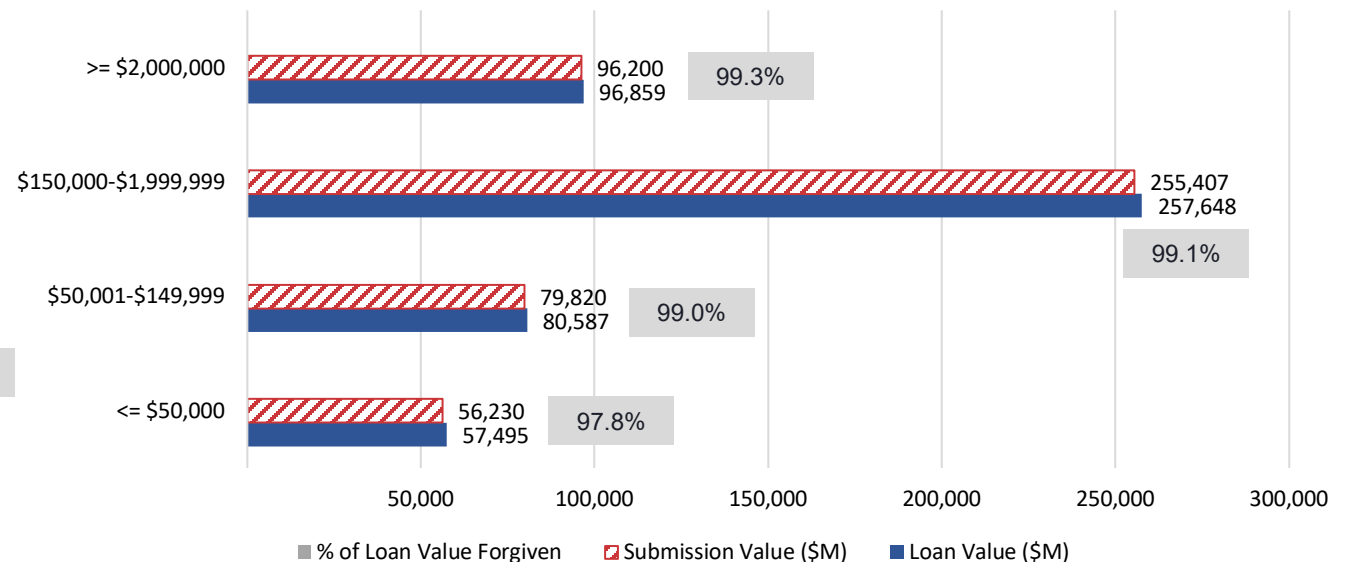
Data as of October 10, 11:59 PM ET  
2020 PPP Loan Population

2020 PPP Loan Population		Forgiveness Requests To Date		Payments To Date	
Count of Loans	Total Loan Value	Count of Applications	Total Forgiveness Amount Requested	Count of Payments	Total Forgiveness Paid
5,134,969	\$521,524,933,592	4,679,020	\$487,657,192,405	4,634,205	\$477,097,359,271
		91% of 2020 PPP loans have submitted forgiveness applications	Forgiveness has been requested for 94% of the total loan value of 2020 PPP loans	90% of 2020 PPP loans have been fully or partially forgiven	91% of the total 2020 PPP loan value has been forgiven, in full or in part
		4,761 lenders have requested forgiveness for 2020 PPP loans			

Number of Submissions, by Loan Amount



Value of Submissions, by Dollar Amount



October 12, 2021

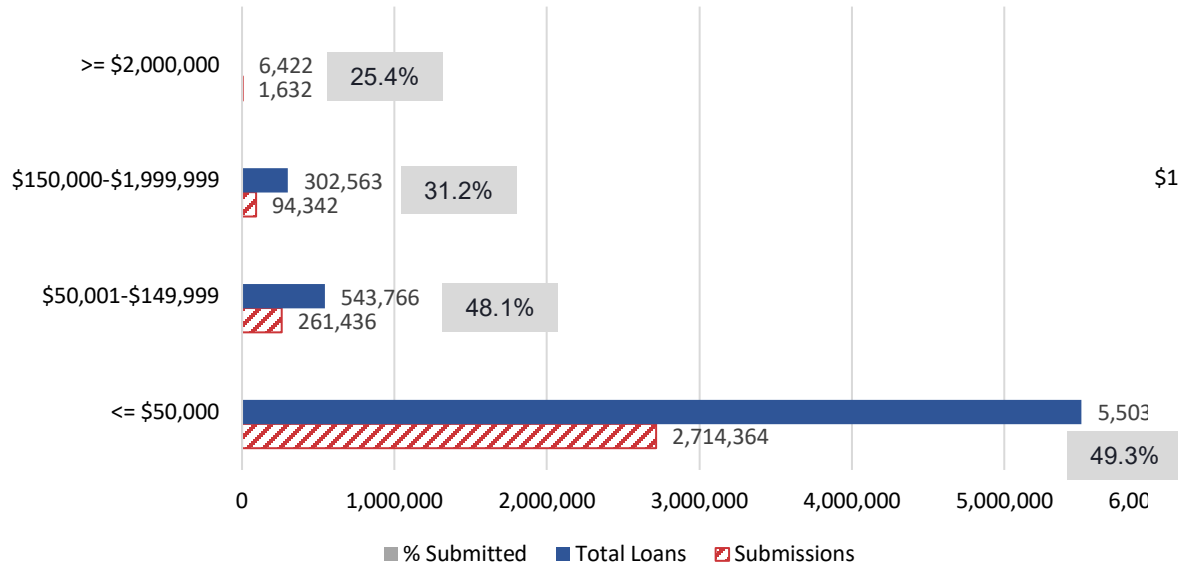


# Forgiveness Platform Lender Submission Metrics | October 10

Data as of October 10, 11:59 PM ET  
2021 PPP Loan Population

2021 PPP Loan Population		Forgiveness Requests To Date		Payments To Date	
Count of Loans	Total Loan Value	Count of Applications	Total Forgiveness Amount Requested	Count of Payments	Total Forgiveness Paid
6,356,018	\$271,180,415,109	3,071,774	\$106,308,410,229	2,885,446	\$98,124,519,948
		48% of 2021 PPP loans have submitted forgiveness applications	Forgiveness has been requested for 39% of the total loan value of 2021 PPP loans	45% of 2021 PPP loans have been fully or partially forgiven	36% of the total 2021 PPP loan value has been forgiven, in full or in part
		4,567 lenders have requested forgiveness for 2021 PPP loans			

Number of Submissions, by Loan Amount



Value of Submissions, by Dollar Amount

