

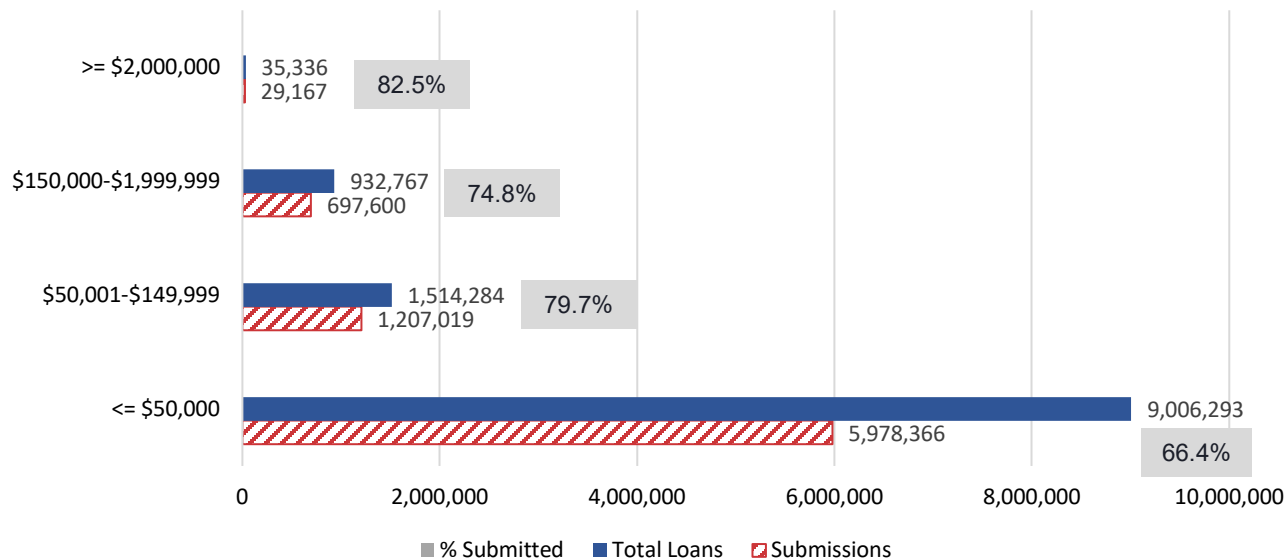
Forgiveness Platform Lender Submission Metrics | October 17

Data as of October 17, 11:59 PM ET

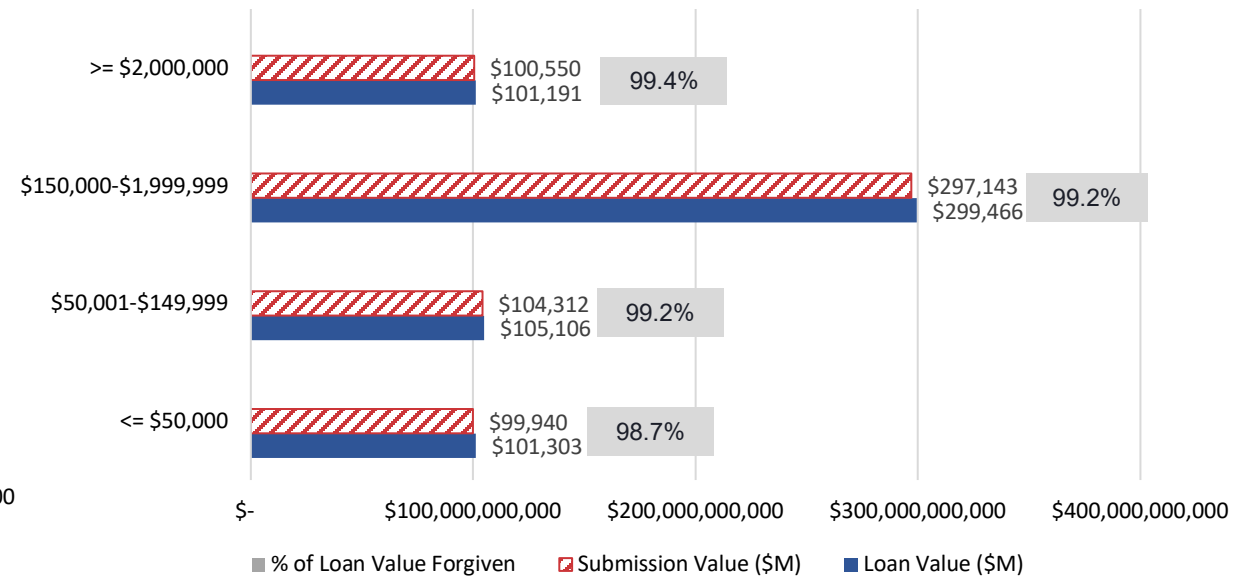
Summary

Total PPP Loan Population		Forgiveness Requests To Date		Payments To Date	
Count of Loans	Total Loan Value	Count of Applications	Total Forgiveness Amount Requested	Count of Payments	Total Forgiveness Paid
11,488,680	\$792,593,619,154	7,912,152	\$601,945,123,659	7,673,992	\$579,510,915,202
		69% of all PPP loans have submitted forgiveness applications	Forgiveness has been requested for 76% of the total loan value of all PPP loans	67% of all PPP loans have been fully or partially forgiven	73% of the total PPP loan value has been forgiven, in full or in part
		4,813 lenders have requested forgiveness for all PPP loans			

Number of Submissions, by Loan Amount



Value of Submissions, by Dollar Amount



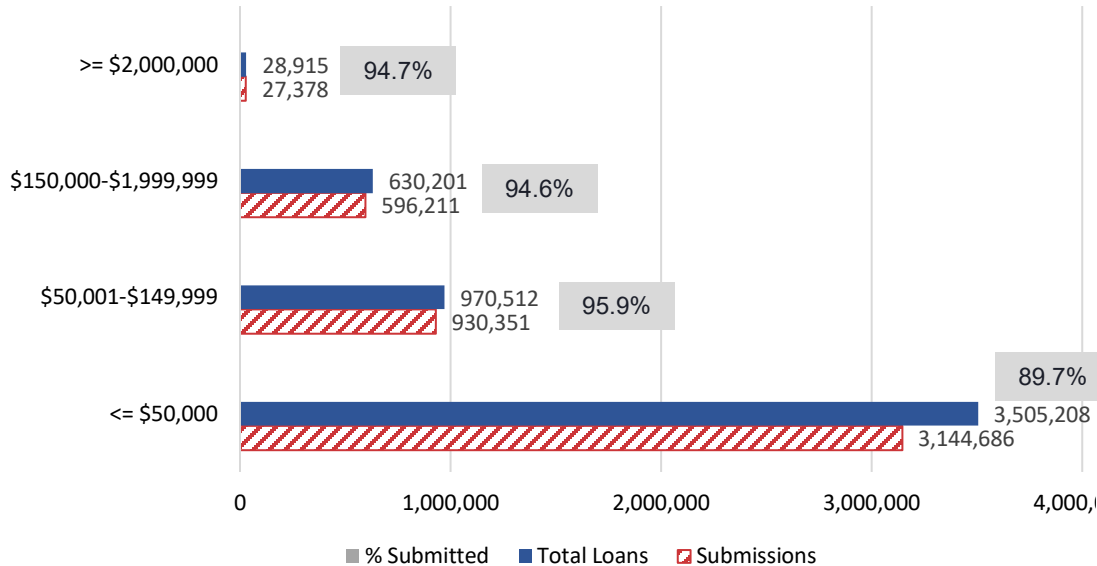
October 18, 2021

Forgiveness Platform Lender Submission Metrics | October 17

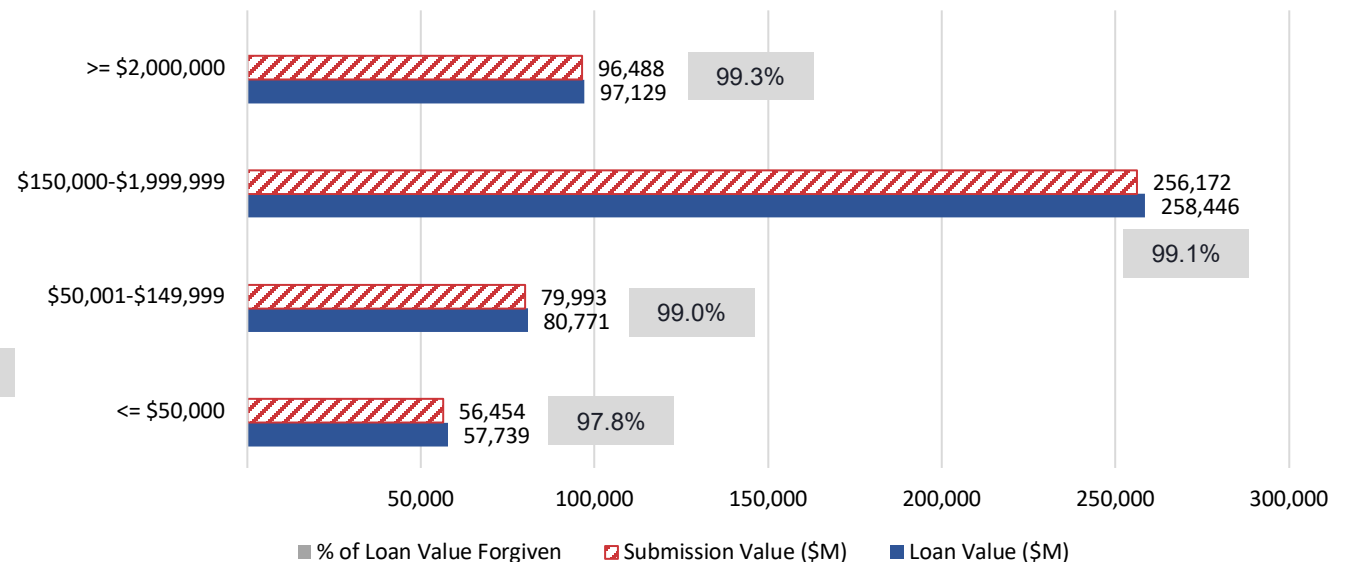
Data as of October 17, 11:59 PM ET
2020 PPP Loan Population

2020 PPP Loan Population		Forgiveness Requests To Date		Payments To Date	
Count of Loans	Total Loan Value	Count of Applications	Total Forgiveness Amount Requested	Count of Payments	Total Forgiveness Paid
5,134,836	\$521,458,979,807	4,698,626	\$489,107,523,256	4,658,276	\$478,796,151,696
		92% of 2020 PPP loans have submitted forgiveness applications	Forgiveness has been requested for 94% of the total loan value of 2020 PPP loans	91% of 2020 PPP loans have been fully or partially forgiven	92% of the total 2020 PPP loan value has been forgiven, in full or in part
		4,756 lenders have requested forgiveness for 2020 PPP loans			

Number of Submissions, by Loan Amount



Value of Submissions, by Dollar Amount



October 18, 2021

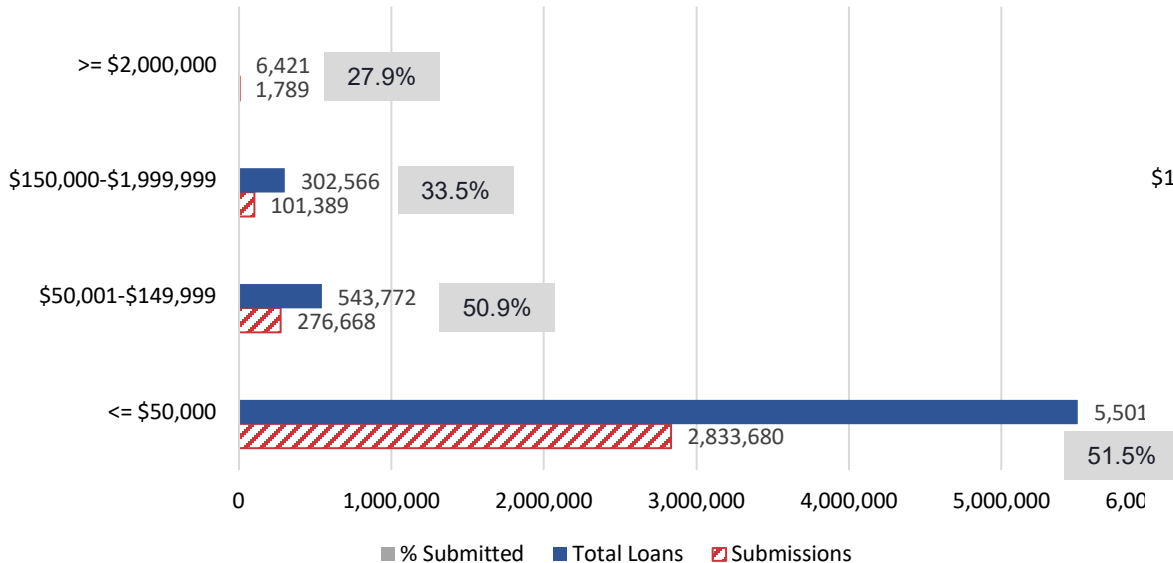


Forgiveness Platform Lender Submission Metrics | October 17

Data as of October 17, 11:59 PM ET
2021 PPP Loan Population

2021 PPP Loan Population		Forgiveness Requests To Date		Payments To Date	
Count of Loans	Total Loan Value	Count of Applications	Total Forgiveness Amount Requested	Count of Payments	Total Forgiveness Paid
6,353,844	\$271,134,639,347	3,213,526	\$112,837,600,403	3,015,716	\$100,714,763,505
		51% of 2021 PPP loans have submitted forgiveness applications	Forgiveness has been requested for 42% of the total loan value of 2021 PPP loans	47% of 2021 PPP loans have been fully or partially forgiven	37% of the total 2021 PPP loan value has been forgiven, in full or in part
		4,568 lenders have requested forgiveness for 2021 PPP loans			

Number of Submissions, by Loan Amount



Value of Submissions, by Dollar Amount

