

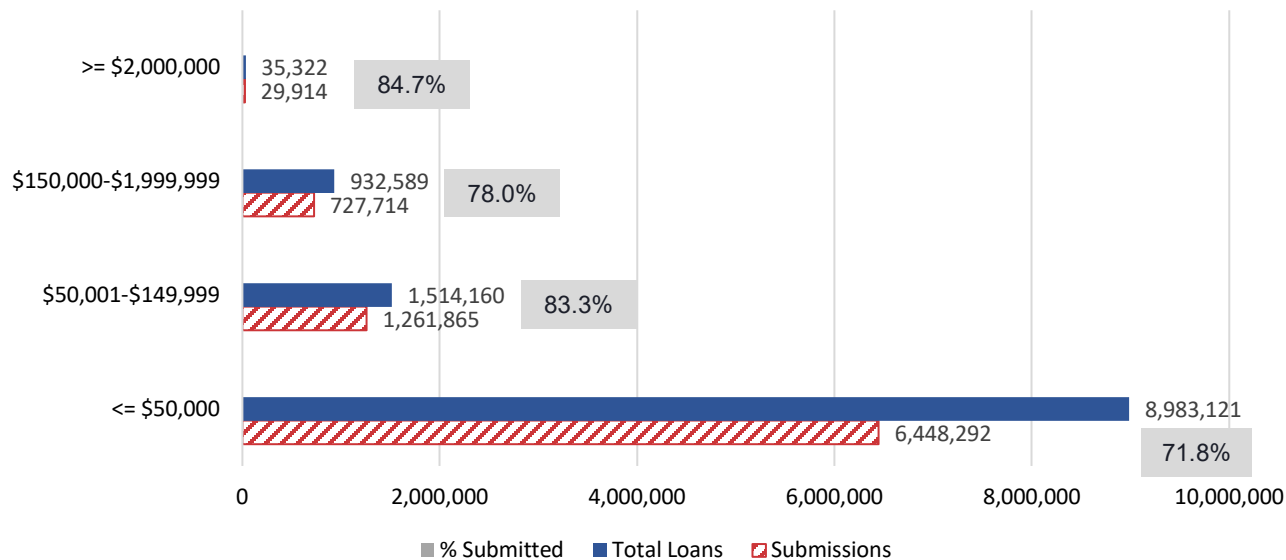
# Forgiveness Platform Lender Submission Metrics | November 07

Data as of November 07, 11:59 PM ET

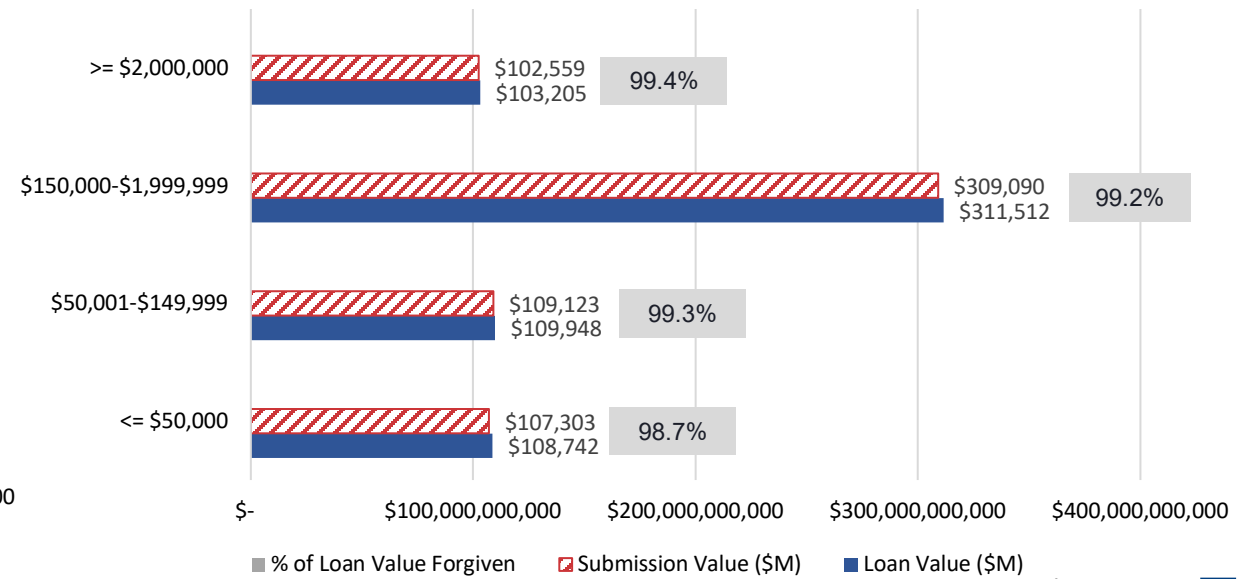
## Summary

Total PPP Loan Population		Forgiveness Requests To Date		Payments To Date	
Count of Loans	Total Loan Value	Count of Applications	Total Forgiveness Amount Requested	Count of Payments	Total Forgiveness Paid
11,465,192	\$792,040,196,945	8,467,785	\$628,075,720,787	8,284,034	\$610,462,928,909
		74% of all PPP loans have submitted forgiveness applications	Forgiveness has been requested for 79% of the total loan value of all PPP loans	72% of all PPP loans have been fully or partially forgiven	77% of the total PPP loan value has been forgiven, in full or in part
		4,805 lenders have requested forgiveness for all PPP loans			

Number of Submissions, by Loan Amount



Value of Submissions, by Dollar Amount



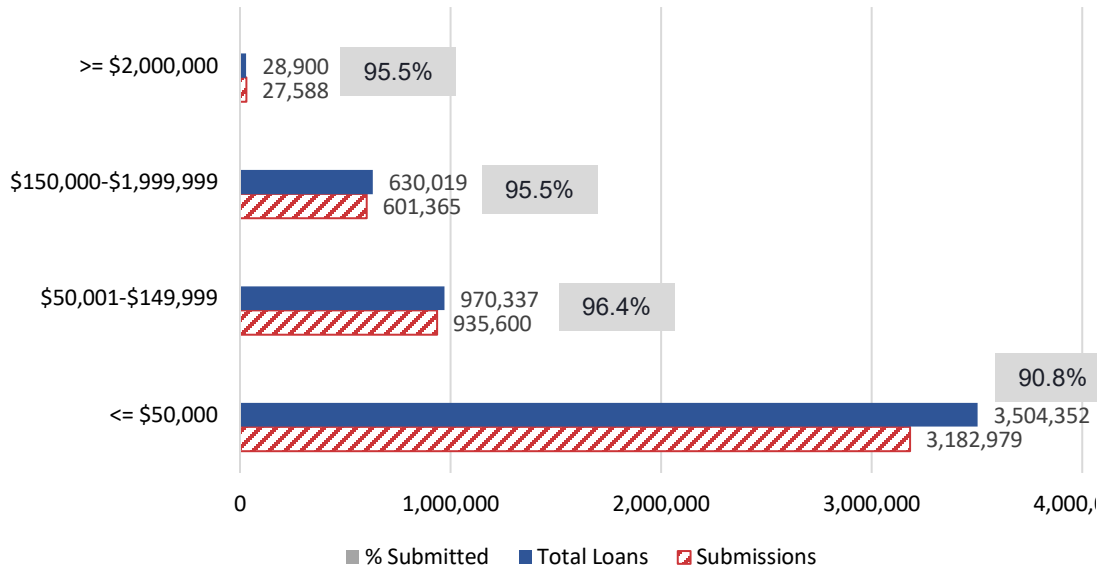
November 8, 2021

# Forgiveness Platform Lender Submission Metrics | November 07

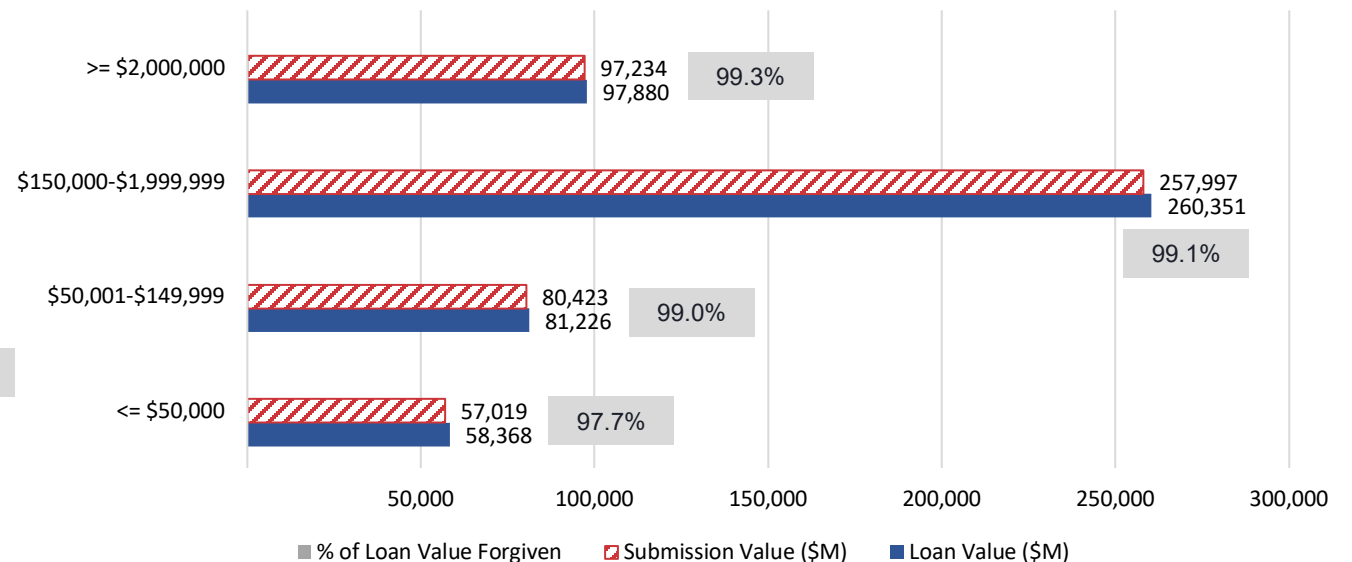
Data as of November 07, 11:59 PM ET  
2020 PPP Loan Population

2020 PPP Loan Population		Forgiveness Requests To Date		Payments To Date	
Count of Loans	Total Loan Value	Count of Applications	Total Forgiveness Amount Requested	Count of Payments	Total Forgiveness Paid
5,133,608	\$521,285,390,867	4,747,532	\$492,673,947,752	4,711,214	\$483,401,151,903
		93% of 2020 PPP loans have submitted forgiveness applications	Forgiveness has been requested for 95% of the total loan value of 2020 PPP loans	92% of 2020 PPP loans have been fully or partially forgiven	93% of the total 2020 PPP loan value has been forgiven, in full or in part
		4,748 lenders have requested forgiveness for 2020 PPP loans			

Number of Submissions, by Loan Amount



Value of Submissions, by Dollar Amount



November 8, 2021

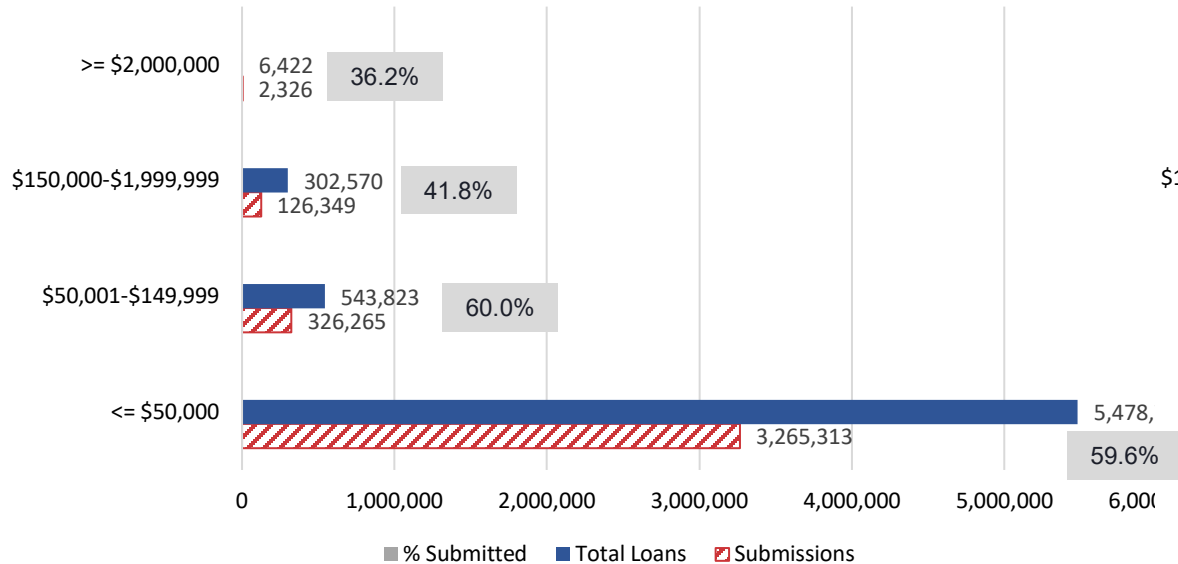


# Forgiveness Platform Lender Submission Metrics | November 07

Data as of November 07, 11:59 PM ET  
2021 PPP Loan Population

2021 PPP Loan Population		Forgiveness Requests To Date		Payments To Date	
Count of Loans	Total Loan Value	Count of Applications	Total Forgiveness Amount Requested	Count of Payments	Total Forgiveness Paid
6,331,584	\$270,754,806,078	3,720,253	\$135,401,773,035	3,572,820	\$127,061,777,006
		59% of 2021 PPP loans have submitted forgiveness applications	Forgiveness has been requested for 50% of the total loan value of 2021 PPP loans	56% of 2021 PPP loans have been fully or partially forgiven	47% of the total 2021 PPP loan value has been forgiven, in full or in part
		4,579 lenders have requested forgiveness for 2021 PPP loans			

Number of Submissions, by Loan Amount



Value of Submissions, by Dollar Amount

