

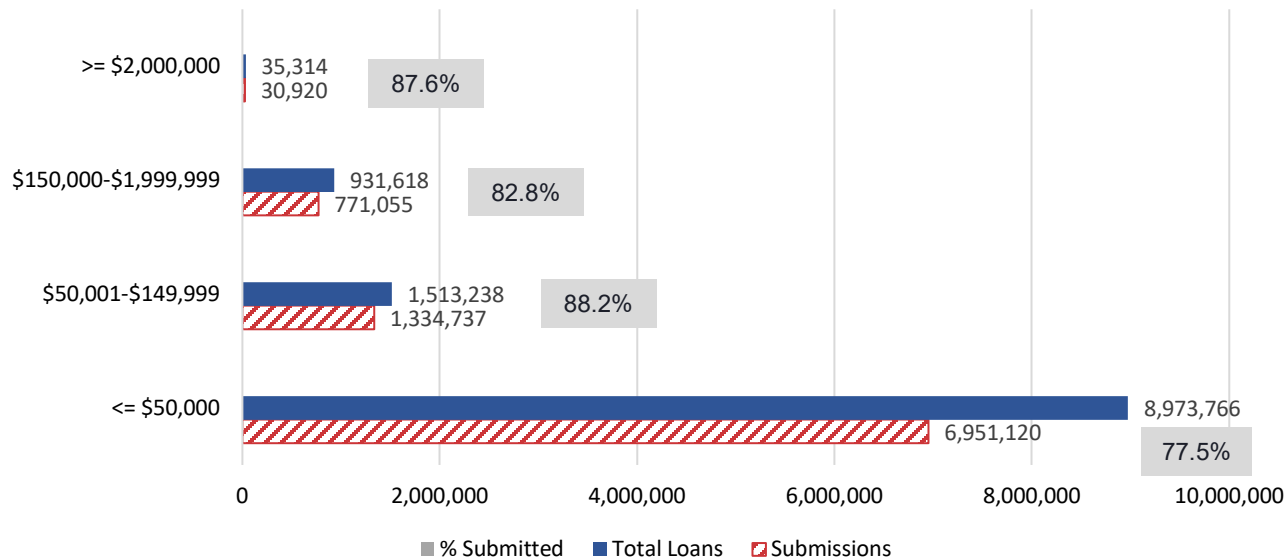
Forgiveness Platform Lender Submission Metrics | December 12

Data as of December 12, 11:59 PM ET

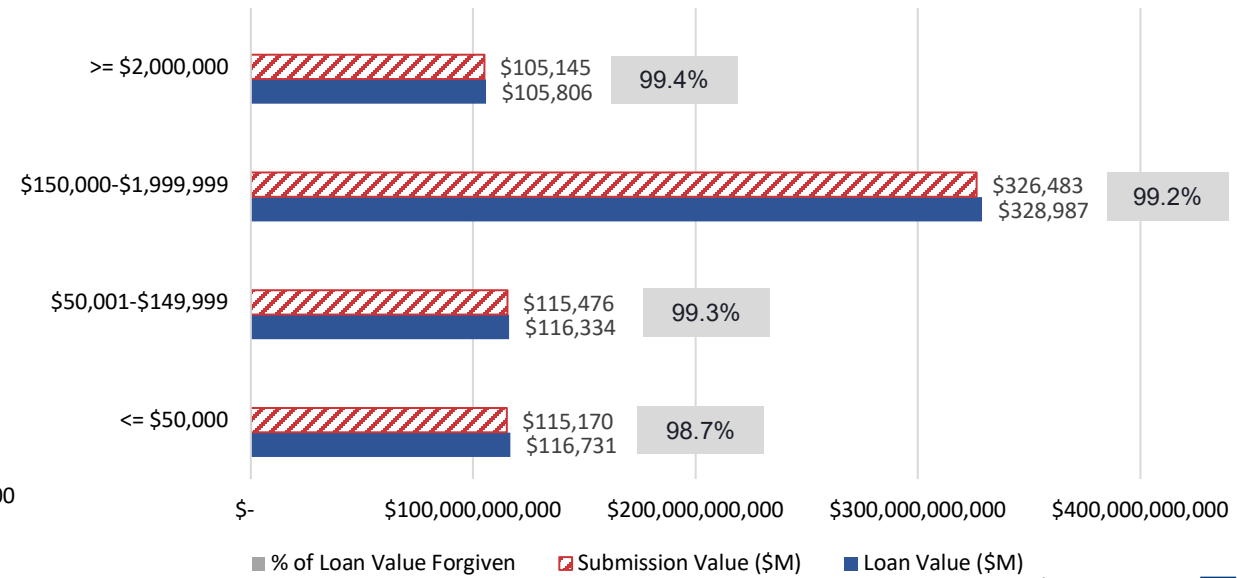
Summary

Total PPP Loan Population		Forgiveness Requests To Date		Payments To Date	
Count of Loans	Total Loan Value	Count of Applications	Total Forgiveness Amount Requested	Count of Payments	Total Forgiveness Paid
11,453,936	\$791,420,024,727	9,087,832	\$662,273,930,930	8,879,806	\$644,590,207,095
		79% of all PPP loans have submitted forgiveness applications	Forgiveness has been requested for 84% of the total loan value of all PPP loans	77% of all PPP loans have been fully or partially forgiven	81% of the total PPP loan value has been forgiven, in full or in part
		4,788 lenders have requested forgiveness for all PPP loans			

Number of Submissions, by Loan Amount



Value of Submissions, by Dollar Amount



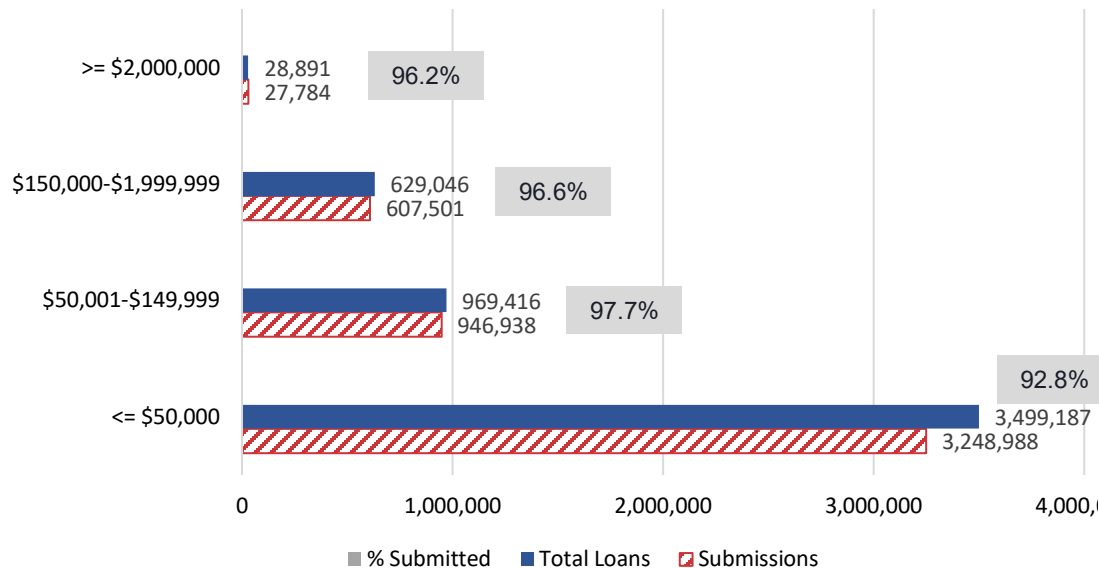
December 13, 2021

Forgiveness Platform Lender Submission Metrics | December 12

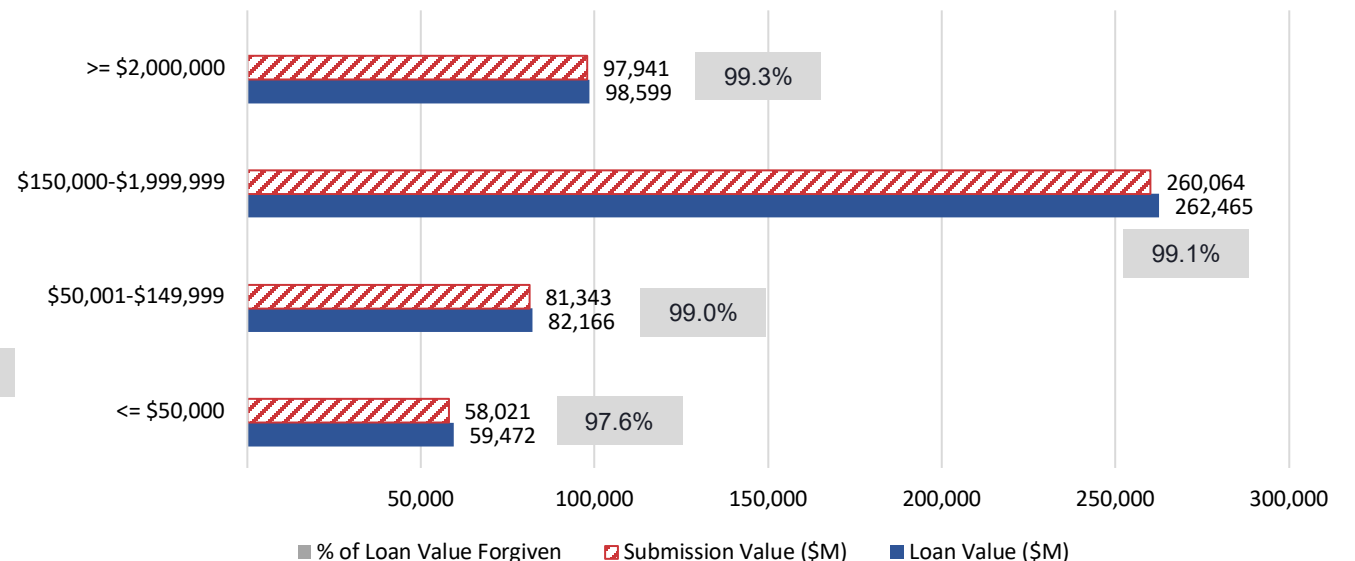
Data as of December 12, 11:59 PM ET
2020 PPP Loan Population

2020 PPP Loan Population		Forgiveness Requests To Date		Payments To Date	
Count of Loans	Total Loan Value	Count of Applications	Total Forgiveness Amount Requested	Count of Payments	Total Forgiveness Paid
5,126,540	\$520,745,126,759	4,831,211	\$497,369,294,338	4,771,583	\$489,392,595,901
		94% of 2020 PPP loans have submitted forgiveness applications	Forgiveness has been requested for 96% of the total loan value of 2020 PPP loans	93% of 2020 PPP loans have been fully or partially forgiven	94% of the total 2020 PPP loan value has been forgiven, in full or in part
		4,730 lenders have requested forgiveness for 2020 PPP loans			

Number of Submissions, by Loan Amount



Value of Submissions, by Dollar Amount



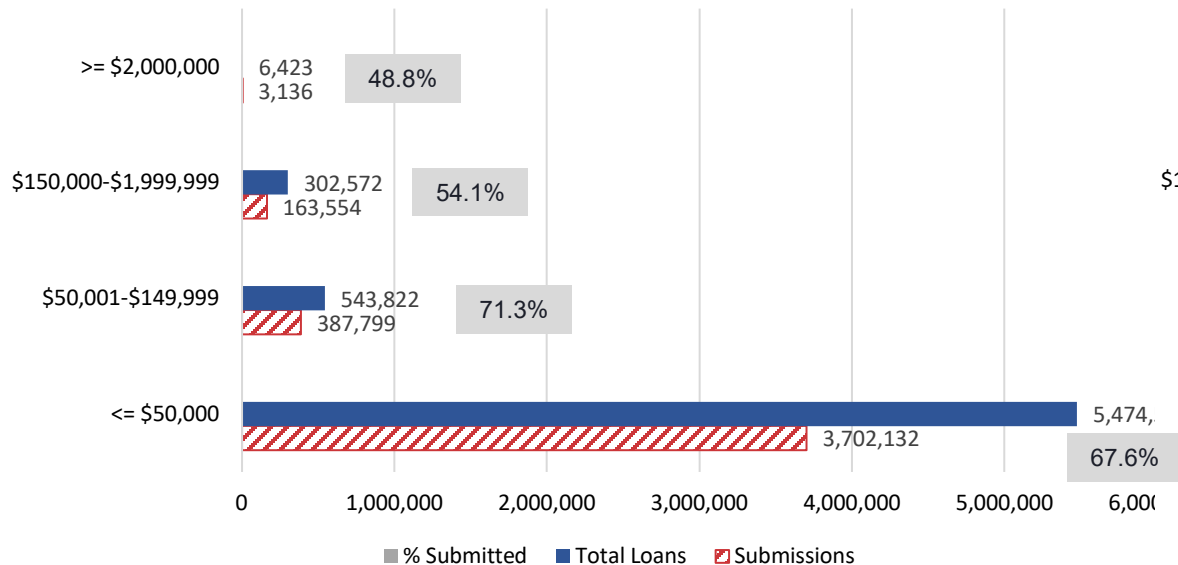
December 13, 2021

Forgiveness Platform Lender Submission Metrics | December 12

Data as of December 12, 11:59 PM ET
2021 PPP Loan Population

2021 PPP Loan Population		Forgiveness Requests To Date		Payments To Date	
Count of Loans	Total Loan Value	Count of Applications	Total Forgiveness Amount Requested	Count of Payments	Total Forgiveness Paid
6,327,396	\$270,674,897,968	4,256,621	\$164,904,636,592	4,108,223	\$155,197,611,194
		67% of 2021 PPP loans have submitted forgiveness applications	Forgiveness has been requested for 61% of the total loan value of 2021 PPP loans	65% of 2021 PPP loans have been fully or partially forgiven	57% of the total 2021 PPP loan value has been forgiven, in full or in part
		4,574 lenders have requested forgiveness for 2021 PPP loans			

Number of Submissions, by Loan Amount



Value of Submissions, by Dollar Amount

