

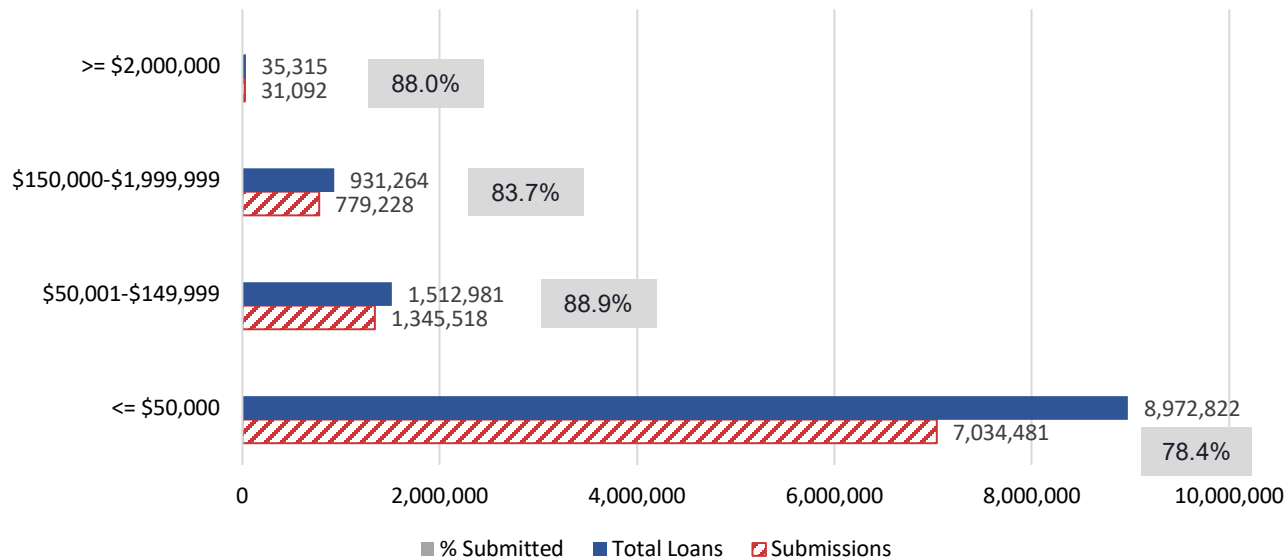
Forgiveness Platform Lender Submission Metrics | December 19

Data as of December 19, 11:59 PM ET

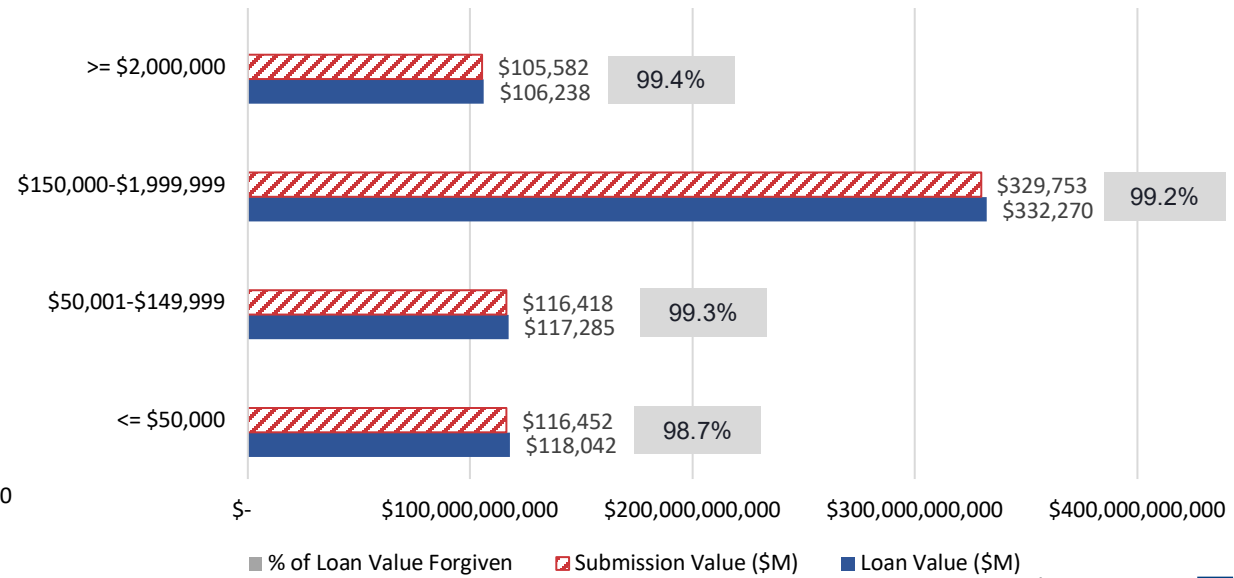
Summary

Total PPP Loan Population		Forgiveness Requests To Date		Payments To Date	
Count of Loans	Total Loan Value	Count of Applications	Total Forgiveness Amount Requested	Count of Payments	Total Forgiveness Paid
11,452,382	\$791,242,381,400	9,190,319	\$668,204,966,626	9,015,985	\$653,038,613,899
		80% of all PPP loans have submitted forgiveness applications	Forgiveness has been requested for 84% of the total loan value of all PPP loans	79% of all PPP loans have been fully or partially forgiven	83% of the total PPP loan value has been forgiven, in full or in part
		4,788 lenders have requested forgiveness for all PPP loans			

Number of Submissions, by Loan Amount



Value of Submissions, by Dollar Amount



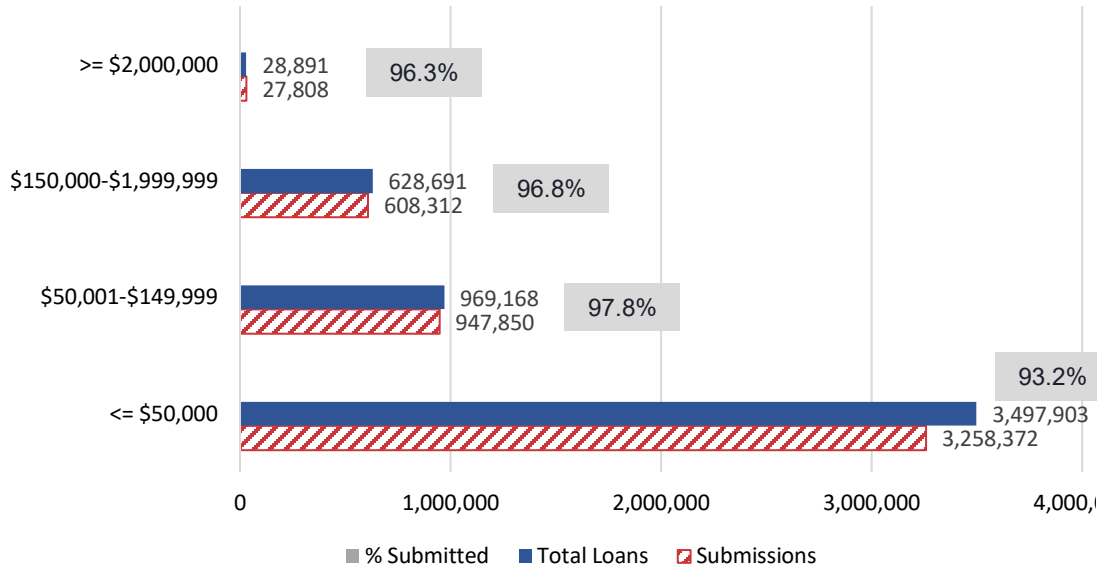
December 20, 2021

Forgiveness Platform Lender Submission Metrics | December 19

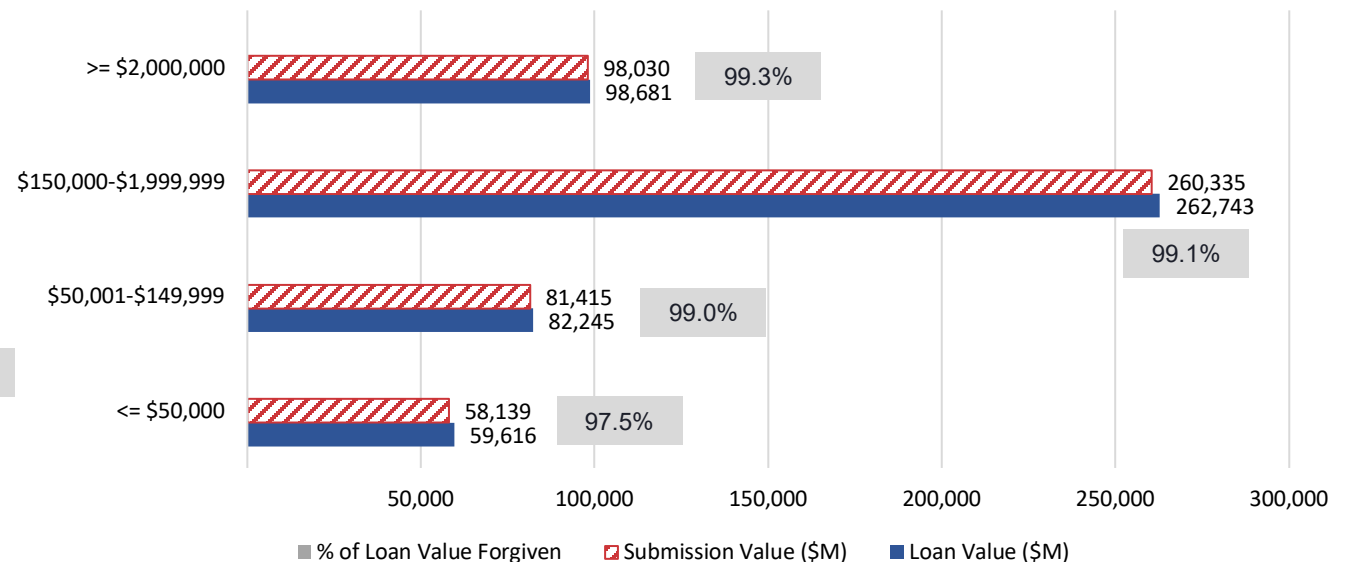
Data as of December 19, 11:59 PM ET
2020 PPP Loan Population

2020 PPP Loan Population		Forgiveness Requests To Date		Payments To Date	
Count of Loans	Total Loan Value	Count of Applications	Total Forgiveness Amount Requested	Count of Payments	Total Forgiveness Paid
5,124,653	\$520,557,872,912	4,842,342	\$497,919,290,211	4,780,628	\$490,579,781,656
		95% of 2020 PPP loans have submitted forgiveness applications	Forgiveness has been requested for 96% of the total loan value of 2020 PPP loans	93% of 2020 PPP loans have been fully or partially forgiven	94% of the total 2020 PPP loan value has been forgiven, in full or in part
		4,730 lenders have requested forgiveness for 2020 PPP loans			

Number of Submissions, by Loan Amount



Value of Submissions, by Dollar Amount



December 20, 2021

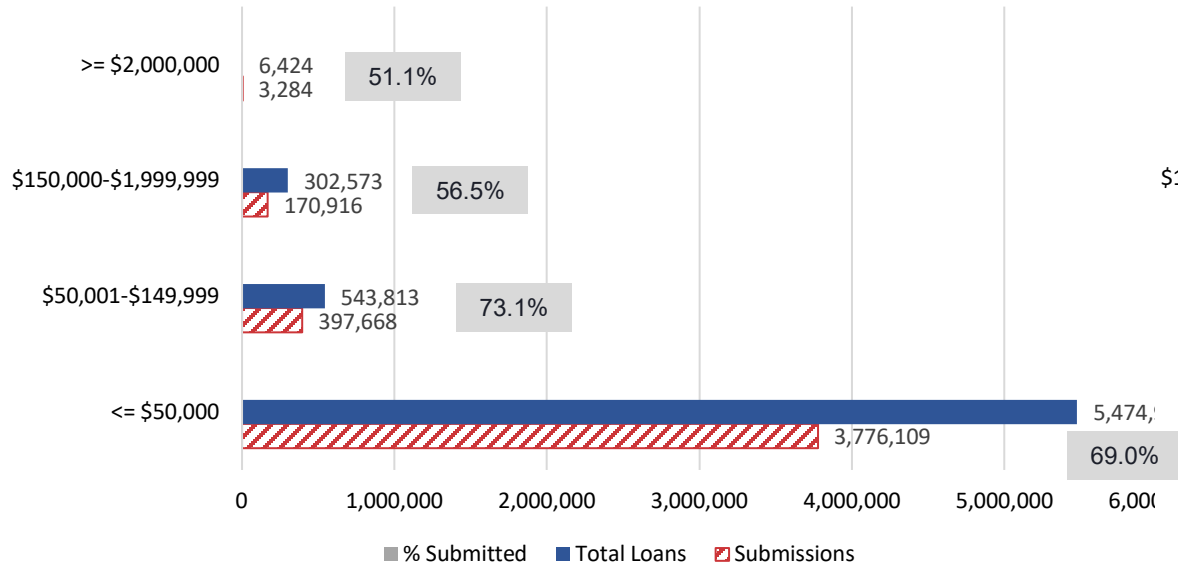


Forgiveness Platform Lender Submission Metrics | December 19

Data as of December 19, 11:59 PM ET
2021 PPP Loan Population

2021 PPP Loan Population		Forgiveness Requests To Date		Payments To Date	
Count of Loans	Total Loan Value	Count of Applications	Total Forgiveness Amount Requested	Count of Payments	Total Forgiveness Paid
6,327,729	\$270,684,508,487	4,347,977	\$170,285,676,414	4,235,357	\$162,458,832,243
		69% of 2021 PPP loans have submitted forgiveness applications	Forgiveness has been requested for 63% of the total loan value of 2021 PPP loans	67% of 2021 PPP loans have been fully or partially forgiven	60% of the total 2021 PPP loan value has been forgiven, in full or in part
		4,577 lenders have requested forgiveness for 2021 PPP loans			

Number of Submissions, by Loan Amount



Value of Submissions, by Dollar Amount

