

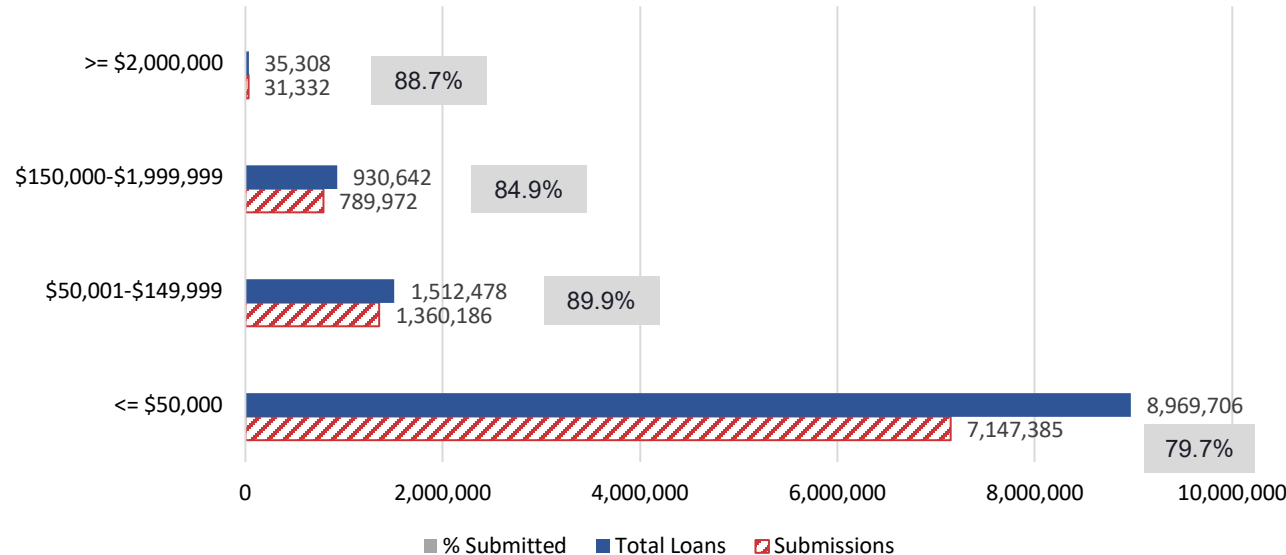
Forgiveness Platform Lender Submission Metrics | January 02

Data as of January 02, 11:59 PM ET

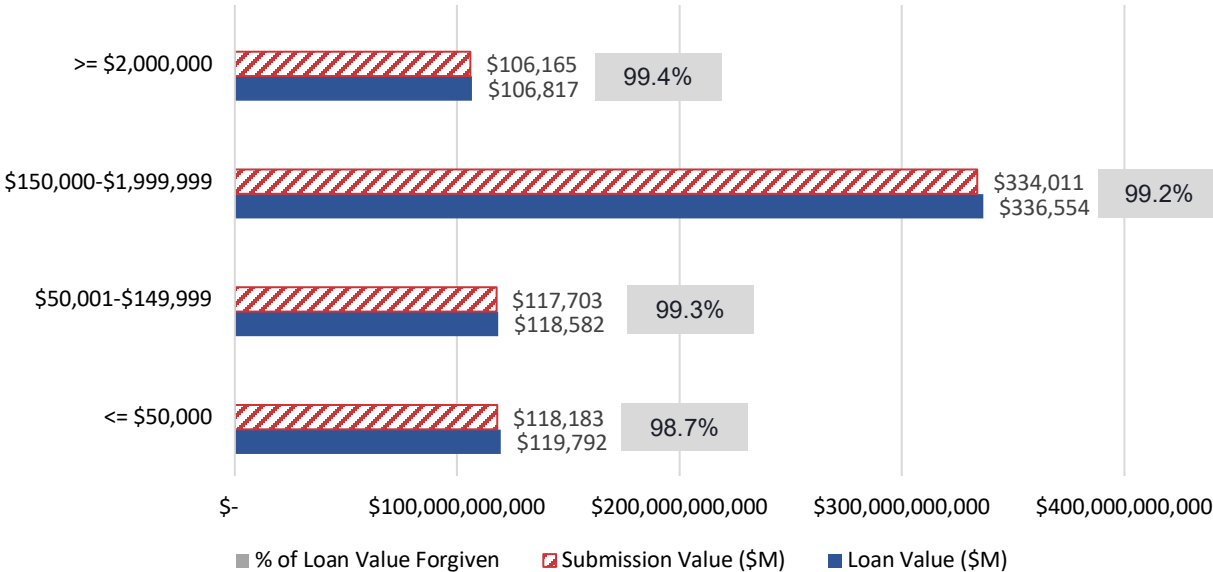
Summary

Total PPP Loan Population		Forgiveness Requests To Date		Payments To Date	
Count of Loans	Total Loan Value	Count of Applications	Total Forgiveness Amount Requested	Count of Payments	Total Forgiveness Paid
11,448,134	\$790,921,572,358	9,328,875	\$676,061,789,015	9,144,781	\$661,494,499,397
		82% of all PPP loans have submitted forgiveness applications	Forgiveness has been requested for 85% of the total loan value of all PPP loans	80% of all PPP loans have been fully or partially forgiven	84% of the total PPP loan value has been forgiven, in full or in part
		4,783 lenders have requested forgiveness for all PPP loans			

Number of Submissions, by Loan Amount



Value of Submissions, by Dollar Amount

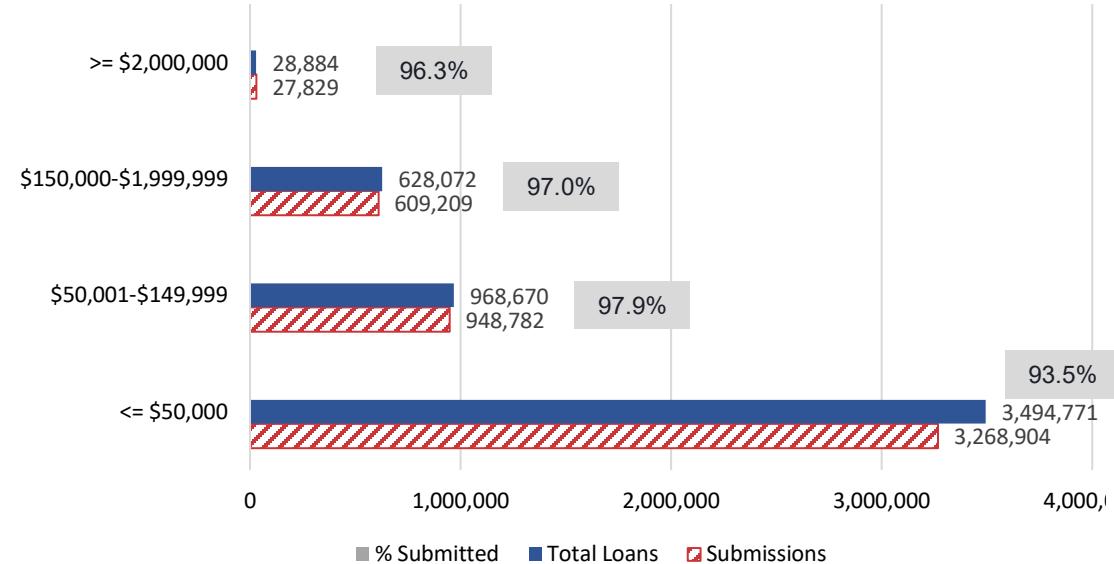


Forgiveness Platform Lender Submission Metrics | January 02

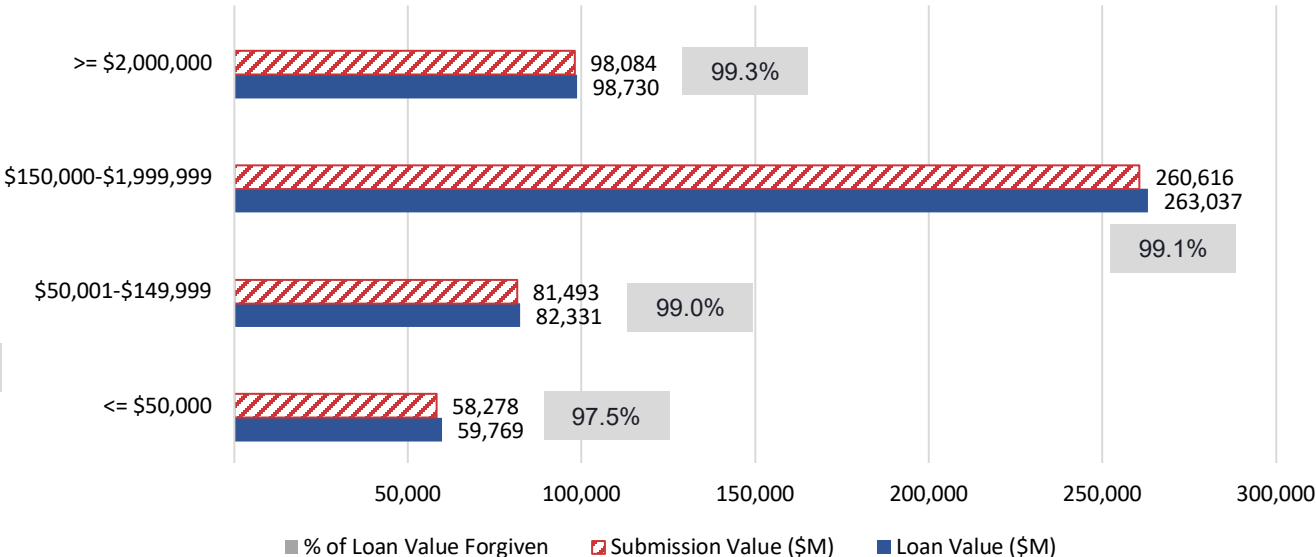
Data as of January 02, 11:59 PM ET
2020 PPP Loan Population

2020 PPP Loan Population		Forgiveness Requests To Date		Payments To Date	
Count of Loans	Total Loan Value	Count of Applications	Total Forgiveness Amount Requested	Count of Payments	Total Forgiveness Paid
5,120,397	\$520,236,105,846	4,854,724	\$498,470,253,971	4,789,181	\$491,766,525,840
		95% of 2020 PPP loans have submitted forgiveness applications	Forgiveness has been requested for 96% of the total loan value of 2020 PPP loans	94% of 2020 PPP loans have been fully or partially forgiven	95% of the total 2020 PPP loan value has been forgiven, in full or in part
		4,724 lenders have requested forgiveness for 2020 PPP loans			

Number of Submissions, by Loan Amount



Value of Submissions, by Dollar Amount

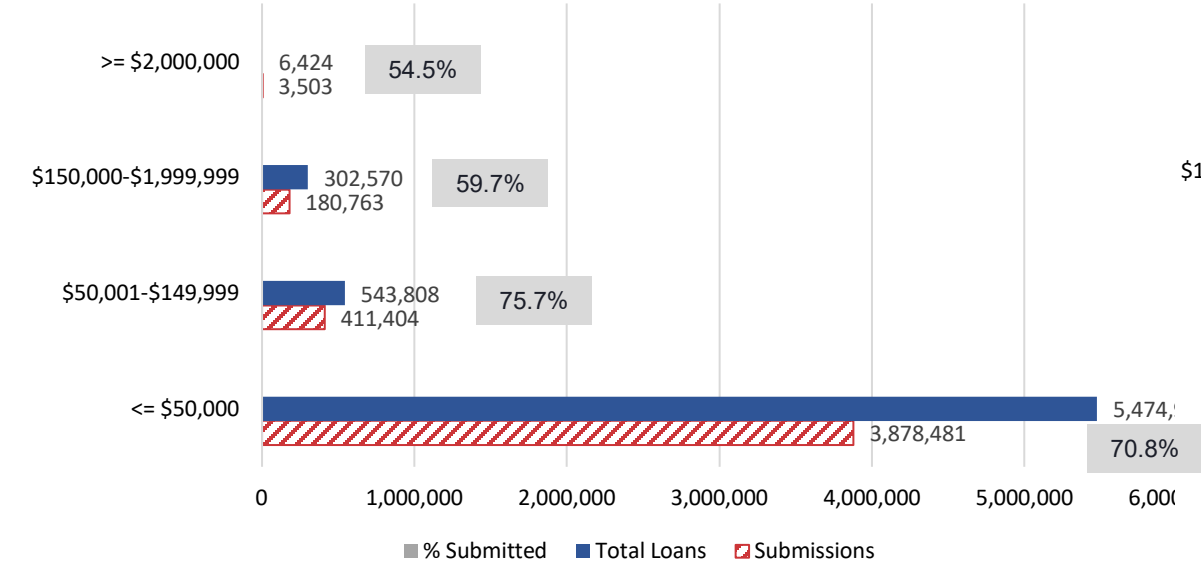


Forgiveness Platform Lender Submission Metrics | January 02

Data as of January 02, 11:59 PM ET
2021 PPP Loan Population

2021 PPP Loan Population		Forgiveness Requests To Date		Payments To Date	
Count of Loans	Total Loan Value	Count of Applications	Total Forgiveness Amount Requested	Count of Payments	Total Forgiveness Paid
6,327,737	\$270,685,466,512	4,474,151	\$177,591,535,043	4,355,600	\$169,727,973,556
		71% of 2021 PPP loans have submitted forgiveness applications	Forgiveness has been requested for 66% of the total loan value of 2021 PPP loans	69% of 2021 PPP loans have been fully or partially forgiven	63% of the total 2021 PPP loan value has been forgiven, in full or in part
		4,575 lenders have requested forgiveness for 2021 PPP loans			

Number of Submissions, by Loan Amount



Value of Submissions, by Dollar Amount

