

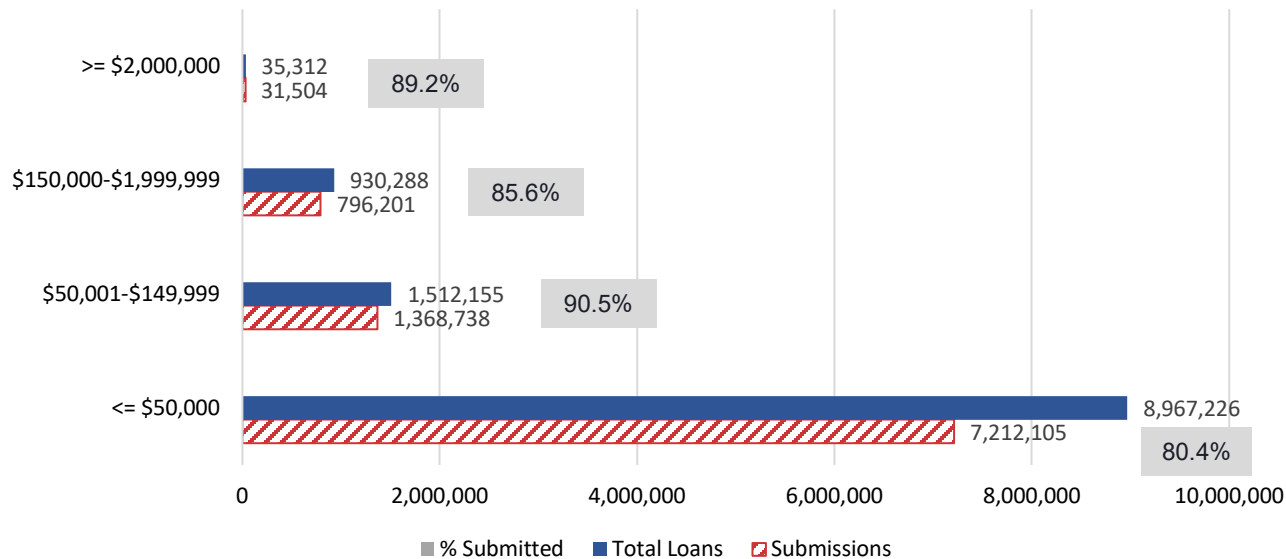
Forgiveness Platform Lender Submission Metrics | January 09

Data as of January 09, 11:59 PM ET

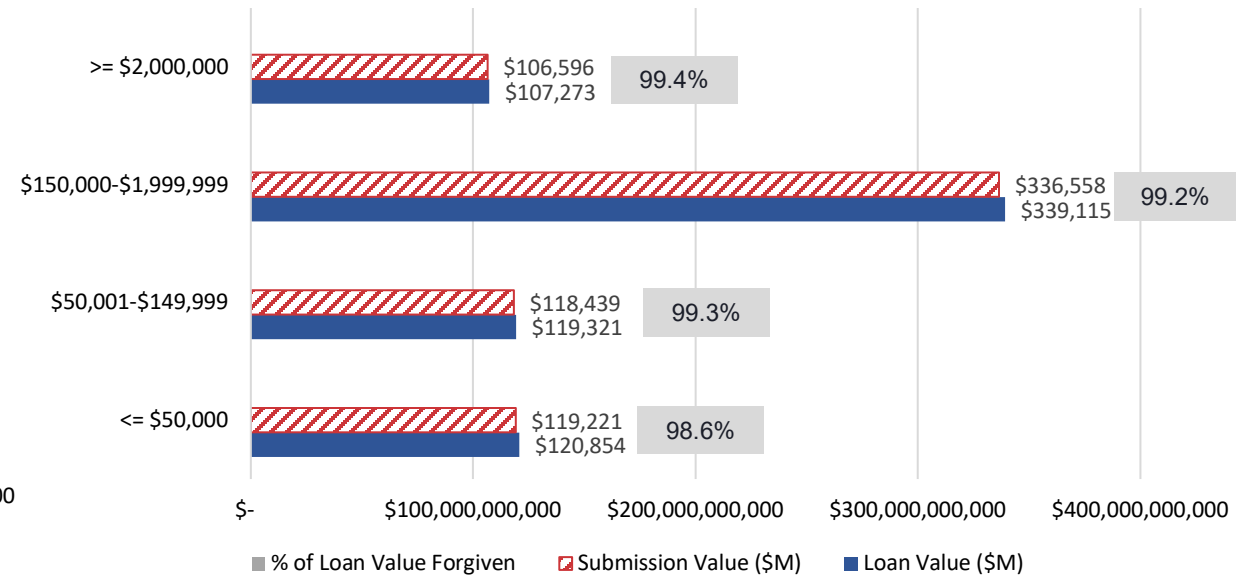
Summary

Total PPP Loan Population		Forgiveness Requests To Date		Payments To Date	
Count of Loans	Total Loan Value	Count of Applications	Total Forgiveness Amount Requested	Count of Payments	Total Forgiveness Paid
11,444,981	\$790,765,202,677	9,408,548	\$680,813,821,189	9,286,773	\$668,564,169,713
		82% of all PPP loans have submitted forgiveness applications	Forgiveness has been requested for 86% of the total loan value of all PPP loans	81% of all PPP loans have been fully or partially forgiven	85% of the total PPP loan value has been forgiven, in full or in part
		4,782 lenders have requested forgiveness for all PPP loans			

Number of Submissions, by Loan Amount



Value of Submissions, by Dollar Amount



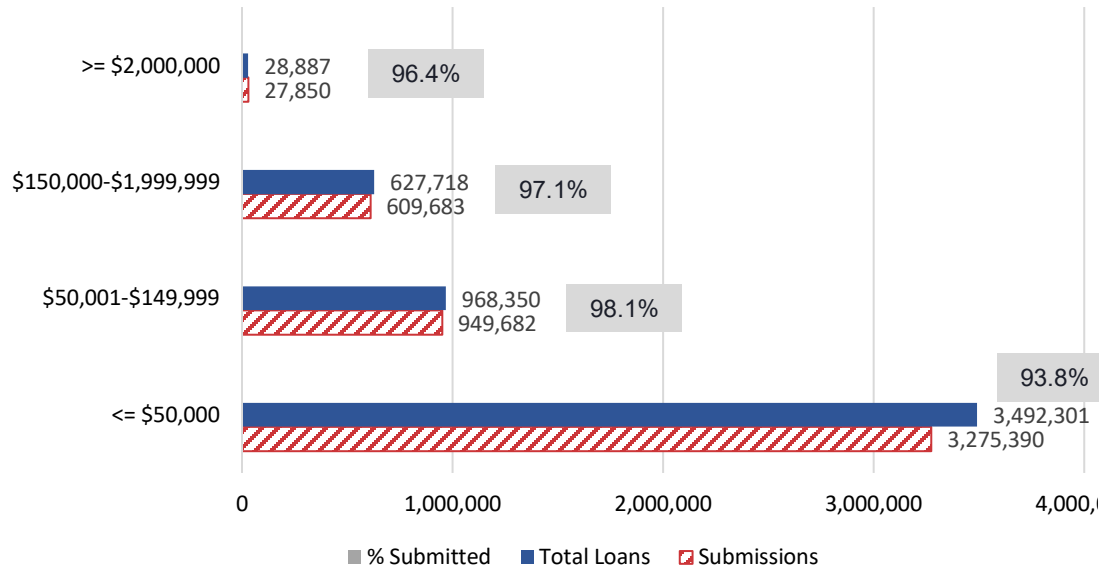
January 10, 2022

Forgiveness Platform Lender Submission Metrics | January 09

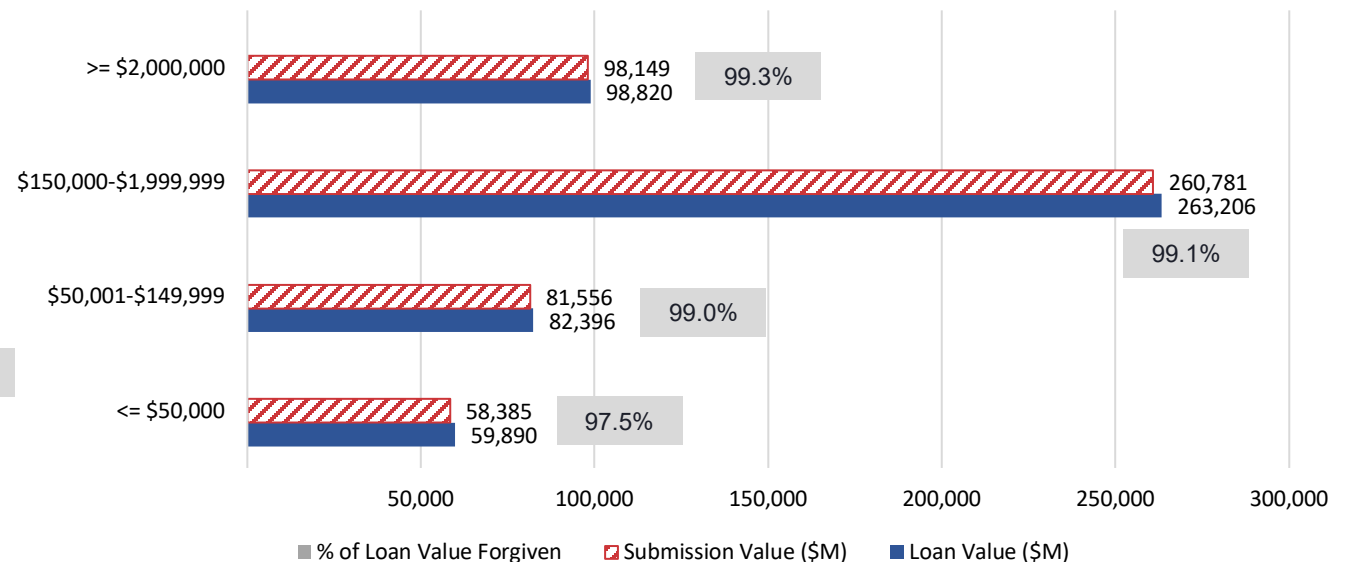
Data as of January 09, 11:59 PM ET
2020 PPP Loan Population

2020 PPP Loan Population		Forgiveness Requests To Date		Payments To Date	
Count of Loans	Total Loan Value	Count of Applications	Total Forgiveness Amount Requested	Count of Payments	Total Forgiveness Paid
5,117,256	\$520,077,744,932	4,862,605	\$498,871,409,814	4,834,682	\$493,410,097,312
		95% of 2020 PPP loans have submitted forgiveness applications	Forgiveness has been requested for 96% of the total loan value of 2020 PPP loans	94% of 2020 PPP loans have been fully or partially forgiven	95% of the total 2020 PPP loan value has been forgiven, in full or in part
		4,723 lenders have requested forgiveness for 2020 PPP loans			

Number of Submissions, by Loan Amount



Value of Submissions, by Dollar Amount



January 10, 2022

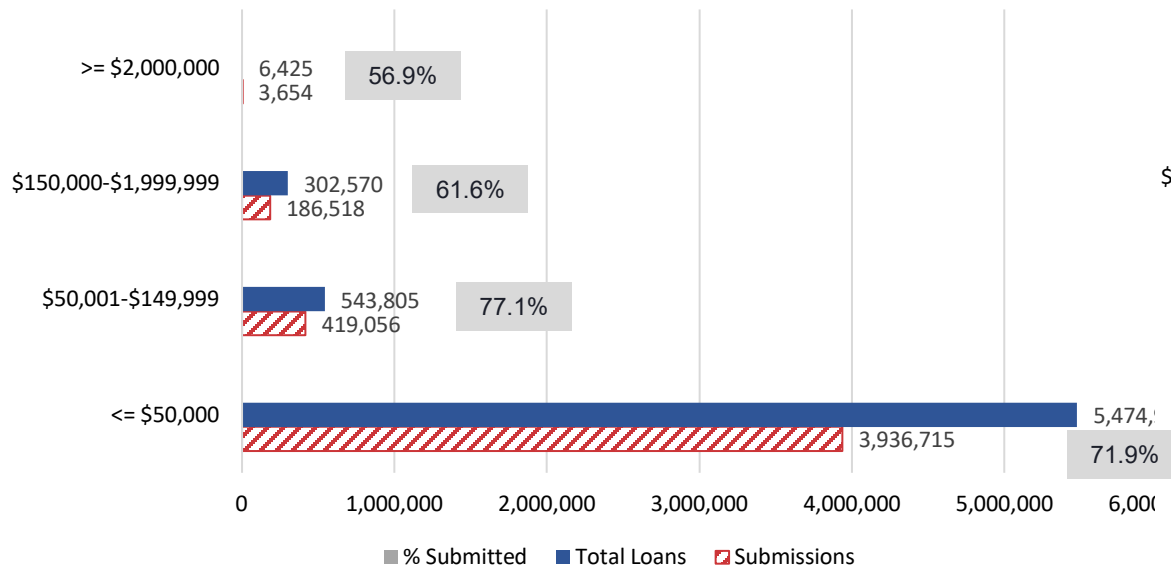


Forgiveness Platform Lender Submission Metrics | January 09

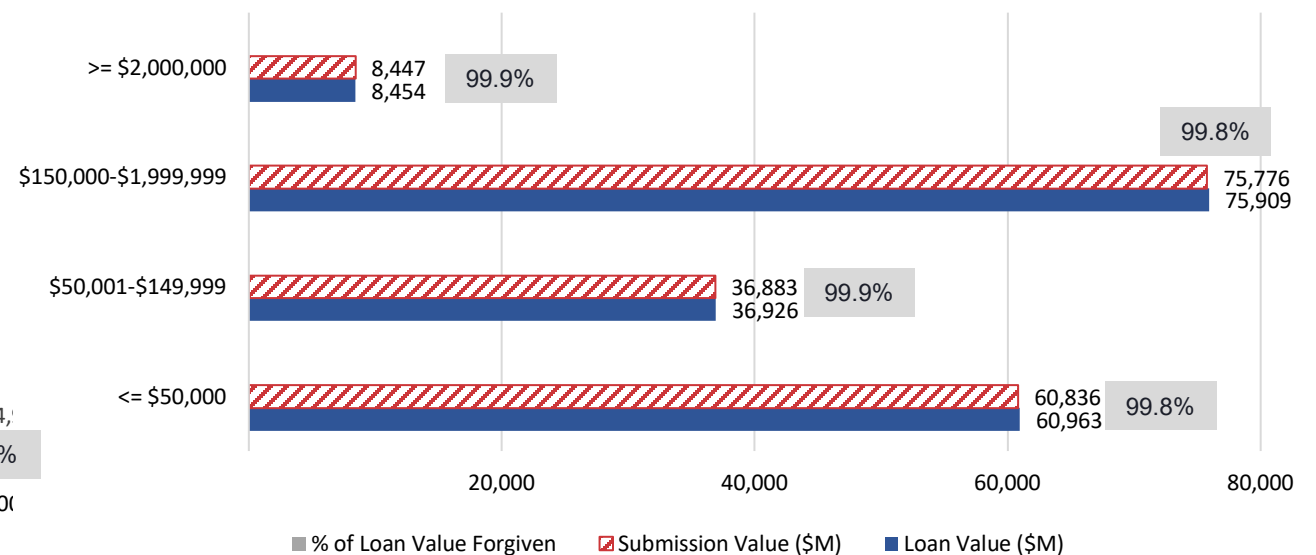
Data as of January 09, 11:59 PM ET
2021 PPP Loan Population

2021 PPP Loan Population		Forgiveness Requests To Date		Payments To Date	
Count of Loans	Total Loan Value	Count of Applications	Total Forgiveness Amount Requested	Count of Payments	Total Forgiveness Paid
6,327,725	\$270,687,457,745	4,545,943	\$181,942,411,375	4,452,091	\$175,154,072,401
		72% of 2021 PPP loans have submitted forgiveness applications	Forgiveness has been requested for 67% of the total loan value of 2021 PPP loans	70% of 2021 PPP loans have been fully or partially forgiven	65% of the total 2021 PPP loan value has been forgiven, in full or in part
		4,576 lenders have requested forgiveness for 2021 PPP loans			

Number of Submissions, by Loan Amount



Value of Submissions, by Dollar Amount



January 10, 2022