

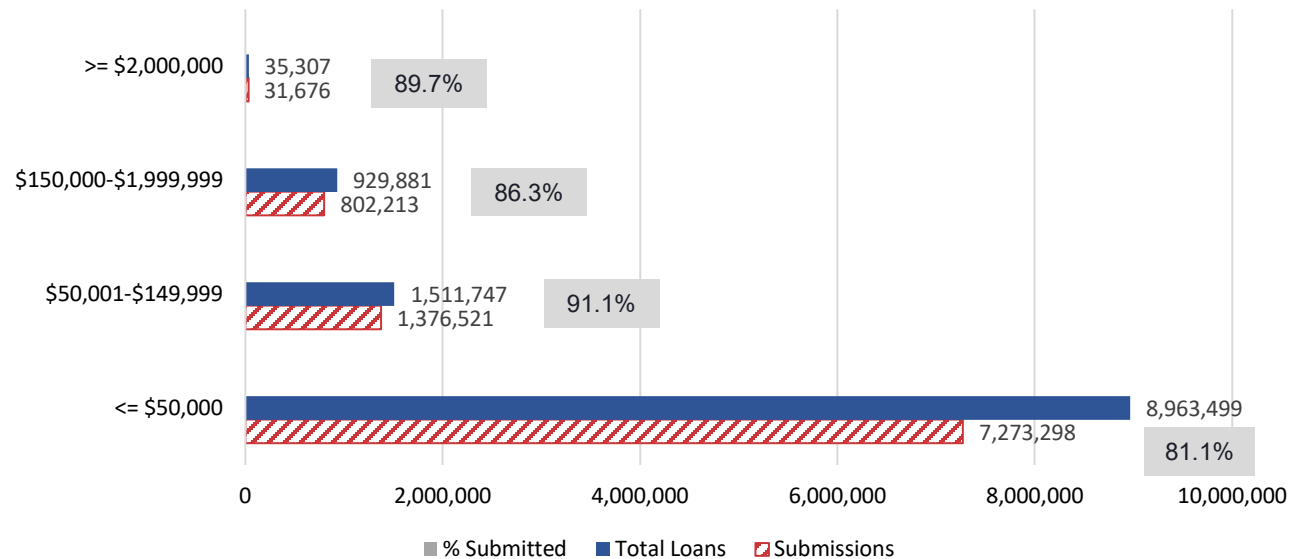
Forgiveness Platform Lender Submission Metrics | January 16

Data as of January 16, 11:59 PM ET

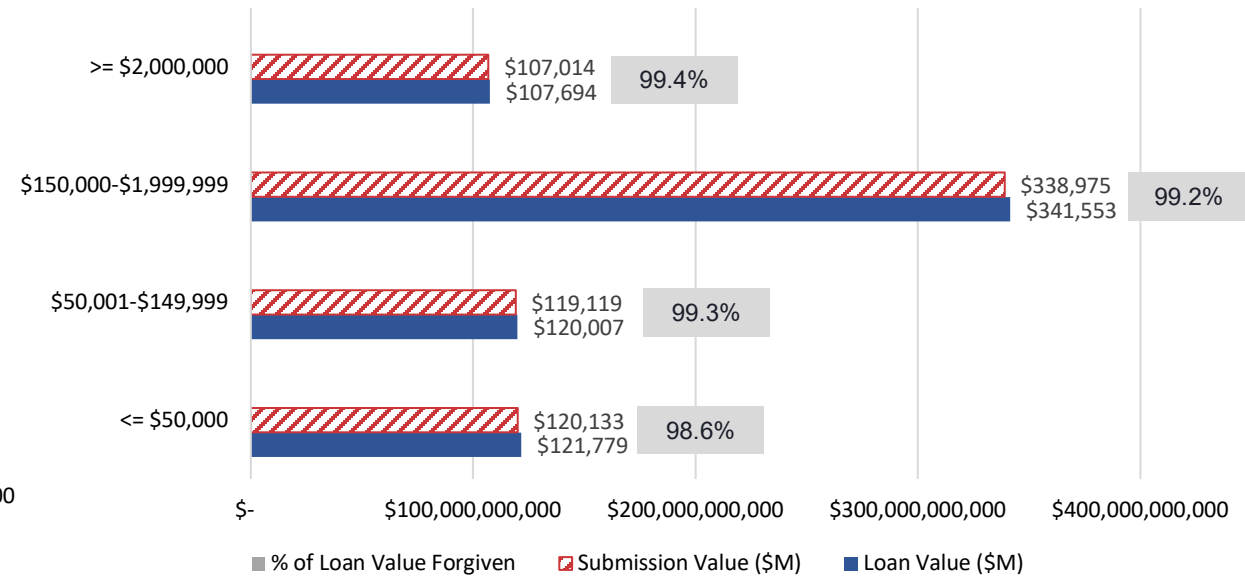
Summary

Total PPP Loan Population		Forgiveness Requests To Date		Payments To Date	
Count of Loans	Total Loan Value	Count of Applications	Total Forgiveness Amount Requested	Count of Payments	Total Forgiveness Paid
11,440,434	\$790,531,525,092	9,483,708	\$685,240,910,179	9,363,360	\$673,405,615,734
		83% of all PPP loans have submitted forgiveness applications	Forgiveness has been requested for 87% of the total loan value of all PPP loans	82% of all PPP loans have been fully or partially forgiven	85% of the total PPP loan value has been forgiven, in full or in part
		4,781 lenders have requested forgiveness for all PPP loans			

Number of Submissions, by Loan Amount



Value of Submissions, by Dollar Amount



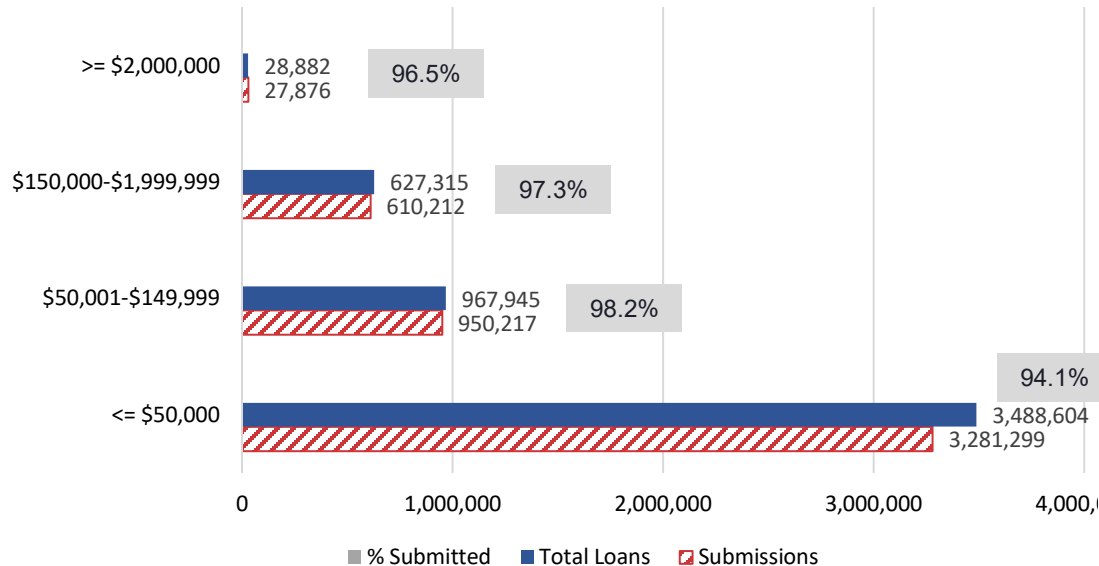
January 18, 2022

Forgiveness Platform Lender Submission Metrics | January 16

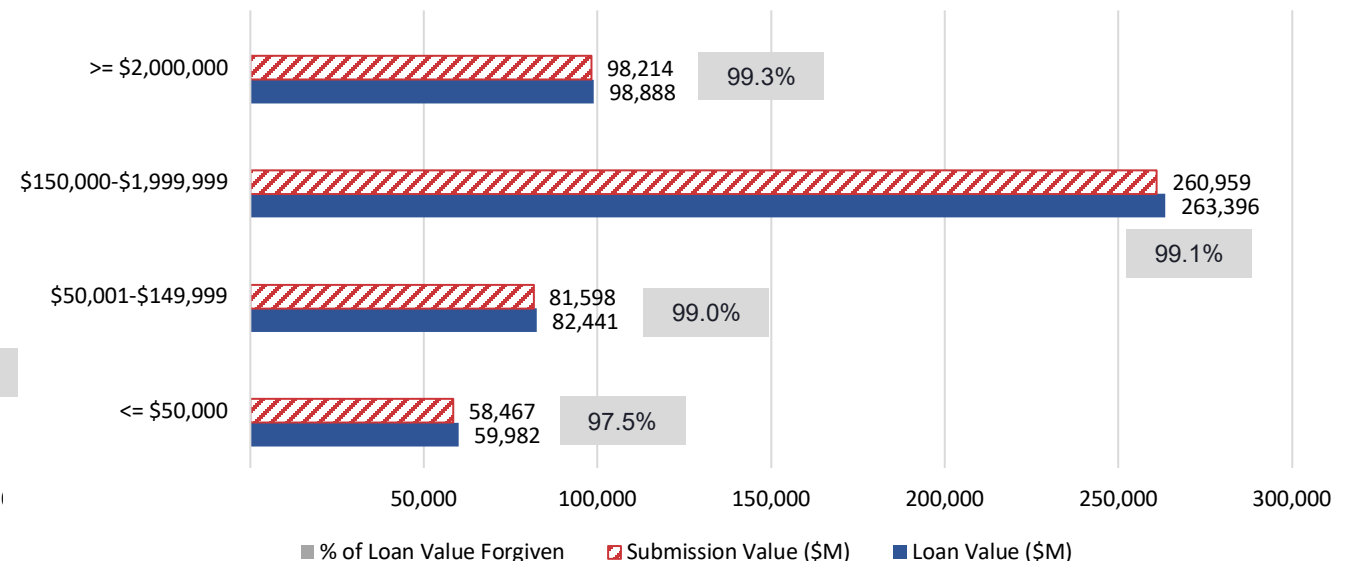
Data as of January 16, 11:59 PM ET
2020 PPP Loan Population

2020 PPP Loan Population		Forgiveness Requests To Date		Payments To Date	
Count of Loans	Total Loan Value	Count of Applications	Total Forgiveness Amount Requested	Count of Payments	Total Forgiveness Paid
5,112,746	\$519,849,413,997	4,869,604	\$499,238,300,605	4,841,558	\$493,999,586,597
		95% of 2020 PPP loans have submitted forgiveness applications	Forgiveness has been requested for 96% of the total loan value of 2020 PPP loans	95% of 2020 PPP loans have been fully or partially forgiven	95% of the total 2020 PPP loan value has been forgiven, in full or in part
		4,722 lenders have requested forgiveness for 2020 PPP loans			

Number of Submissions, by Loan Amount



Value of Submissions, by Dollar Amount



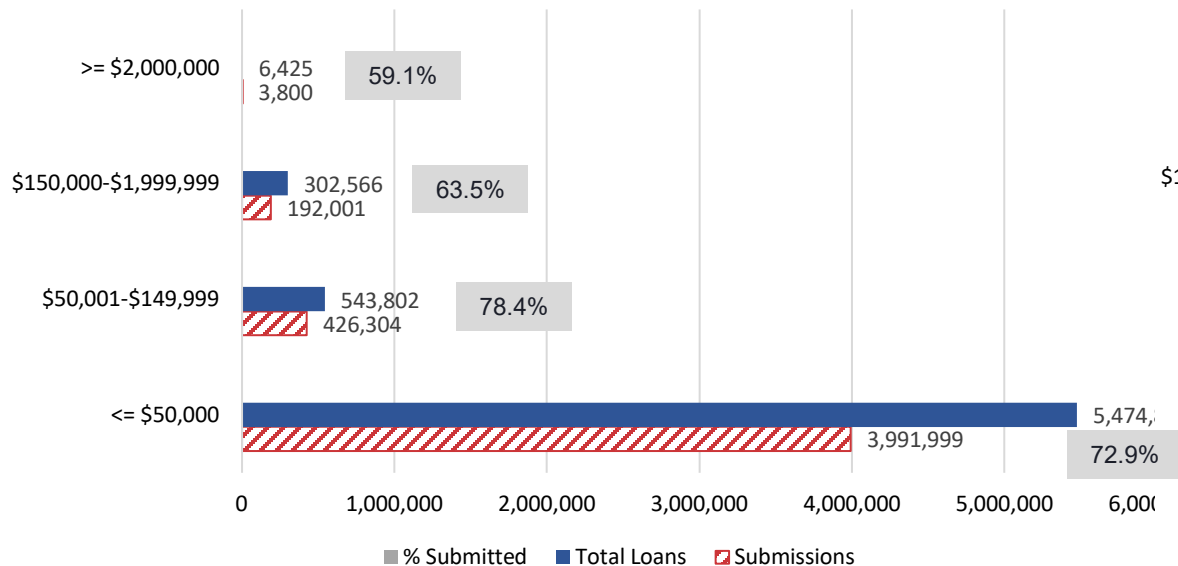
January 18, 2022

Forgiveness Platform Lender Submission Metrics | January 16

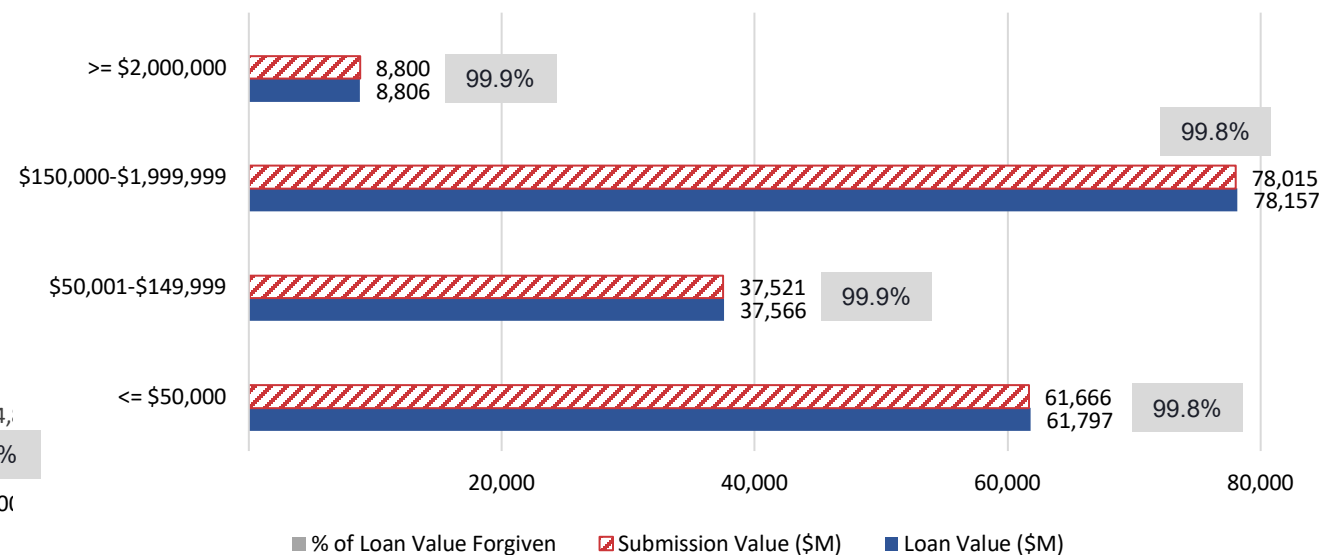
Data as of January 16, 11:59 PM ET
2021 PPP Loan Population

2021 PPP Loan Population		Forgiveness Requests To Date		Payments To Date	
Count of Loans	Total Loan Value	Count of Applications	Total Forgiveness Amount Requested	Count of Payments	Total Forgiveness Paid
6,327,688	\$270,682,111,095	4,614,104	\$186,002,609,573	4,521,802	\$179,406,029,137
		73% of 2021 PPP loans have submitted forgiveness applications	Forgiveness has been requested for 68% of the total loan value of 2021 PPP loans	71% of 2021 PPP loans have been fully or partially forgiven	66% of the total 2021 PPP loan value has been forgiven, in full or in part
		4,577 lenders have requested forgiveness for 2021 PPP loans			

Number of Submissions, by Loan Amount



Value of Submissions, by Dollar Amount



January 18, 2022