

Forgiveness Platform Lender Submission Metrics | January 23

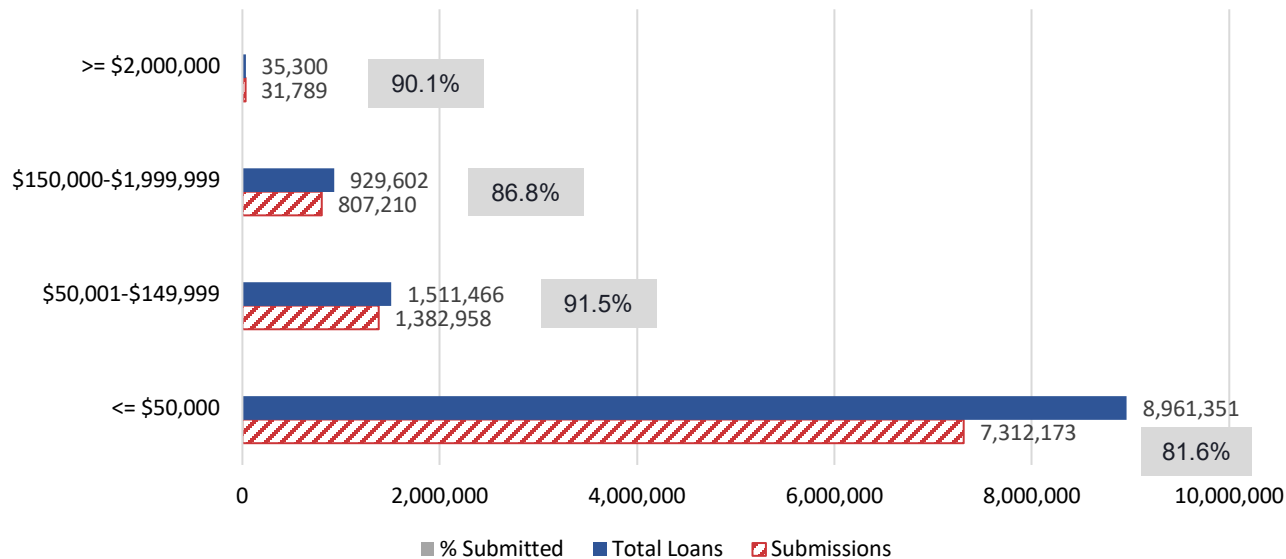
Data as of January 23, 11:59 PM ET

Summary

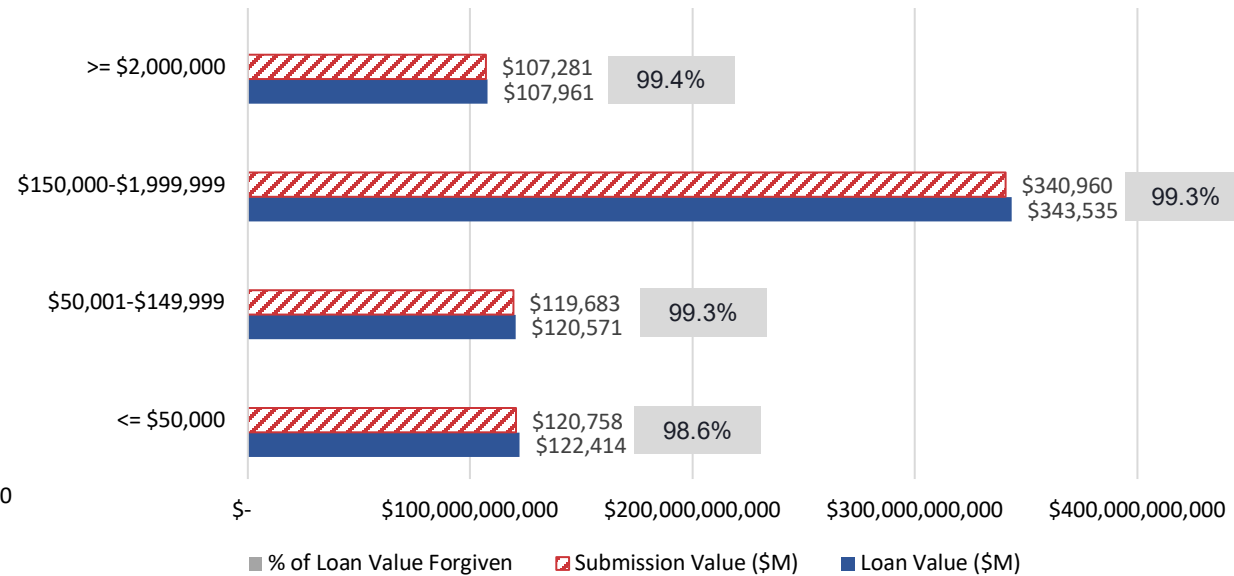
Total PPP Loan Population		Forgiveness Requests To Date		Payments To Date	
Count of Loans	Total Loan Value	Count of Applications	Total Forgiveness Amount Requested	Count of Payments	Total Forgiveness Paid
11,437,719	\$790,349,510,576	9,534,130	\$688,682,113,289	9,450,861	\$678,575,732,014
		83% of all PPP loans have submitted forgiveness applications	Forgiveness has been requested for 87% of the total loan value of all PPP loans	83% of all PPP loans have been fully or partially forgiven	86% of the total PPP loan value has been forgiven, in full or in part

4,770 lenders have requested forgiveness for all PPP loans

Number of Submissions, by Loan Amount



Value of Submissions, by Dollar Amount



January 24, 2022

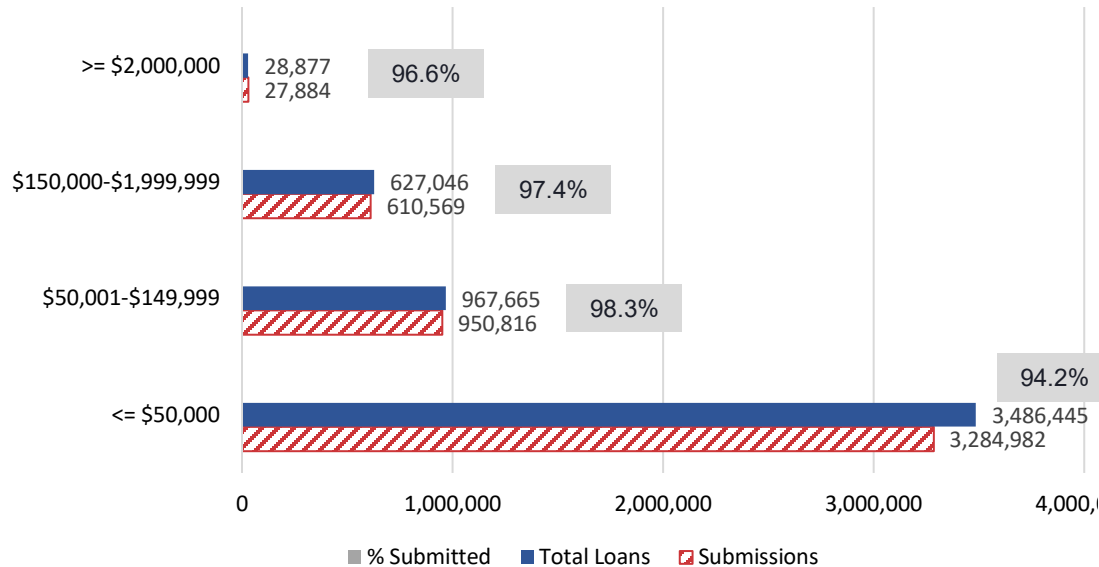


Forgiveness Platform Lender Submission Metrics | January 23

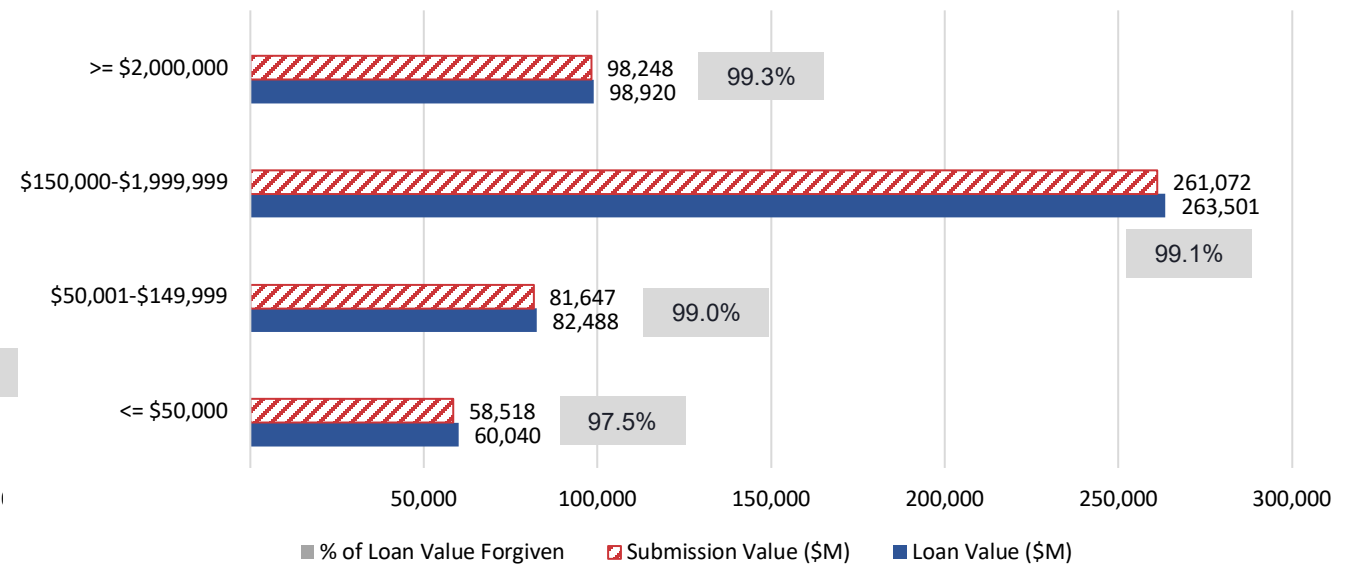
Data as of January 23, 11:59 PM ET
2020 PPP Loan Population

2020 PPP Loan Population		Forgiveness Requests To Date		Payments To Date	
Count of Loans	Total Loan Value	Count of Applications	Total Forgiveness Amount Requested	Count of Payments	Total Forgiveness Paid
5,110,033	\$519,679,947,947	4,874,251	\$499,484,719,481	4,849,386	\$494,674,399,532
		95% of 2020 PPP loans have submitted forgiveness applications	Forgiveness has been requested for 96% of the total loan value of 2020 PPP loans	95% of 2020 PPP loans have been fully or partially forgiven	95% of the total 2020 PPP loan value has been forgiven, in full or in part
		4,711 lenders have requested forgiveness for 2020 PPP loans			

Number of Submissions, by Loan Amount



Value of Submissions, by Dollar Amount



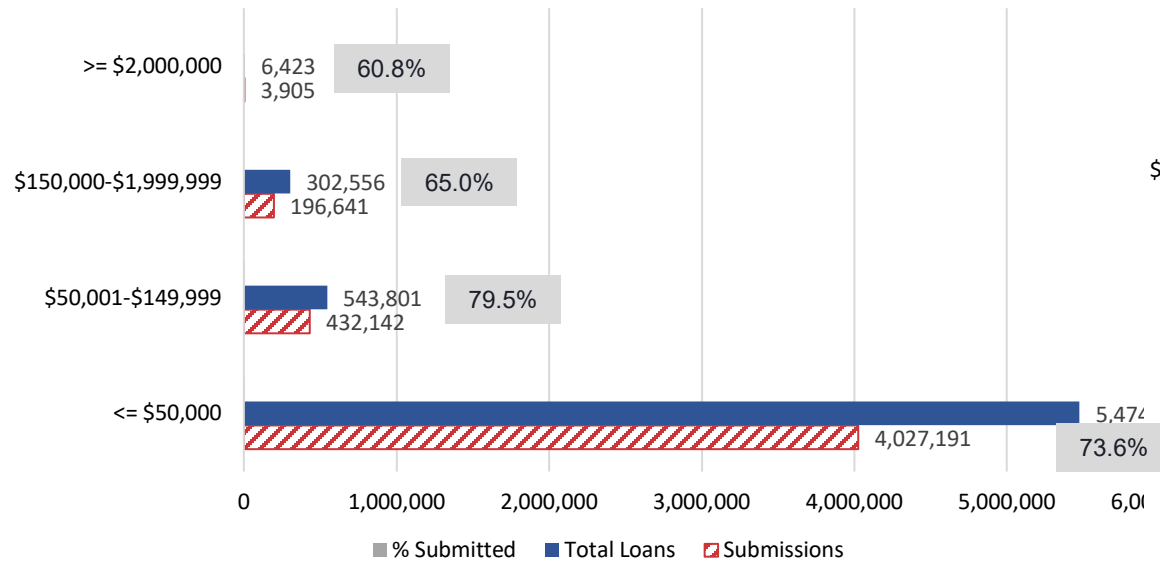
January 24, 2022

Forgiveness Platform Lender Submission Metrics | January 23

Data as of January 23, 11:59 PM ET
2021 PPP Loan Population

2021 PPP Loan Population		Forgiveness Requests To Date		Payments To Date	
Count of Loans	Total Loan Value	Count of Applications	Total Forgiveness Amount Requested	Count of Payments	Total Forgiveness Paid
6,327,686	\$270,669,562,629	4,659,879	\$189,197,393,808	4,601,475	\$183,901,332,482
		74% of 2021 PPP loans have submitted forgiveness applications	Forgiveness has been requested for 70% of the total loan value of 2021 PPP loans	73% of 2021 PPP loans have been fully or partially forgiven	68% of the total 2021 PPP loan value has been forgiven, in full or in part
		4,569 lenders have requested forgiveness for 2021 PPP loans			

Number of Submissions, by Loan Amount



Value of Submissions, by Dollar Amount

