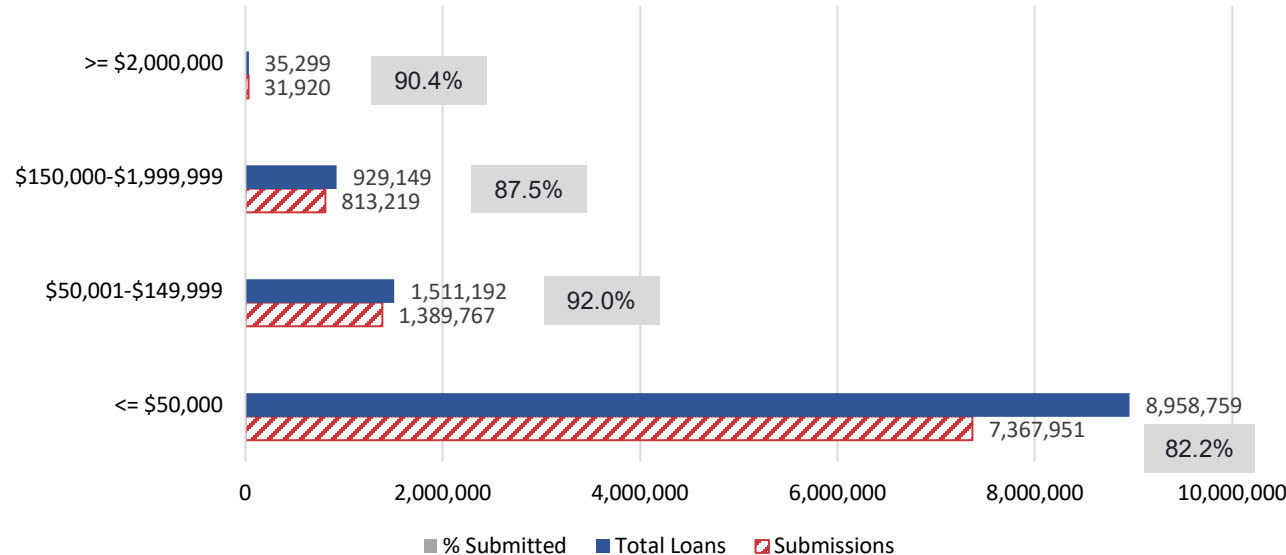


Forgiveness Platform Lender Submission Metrics | January 30

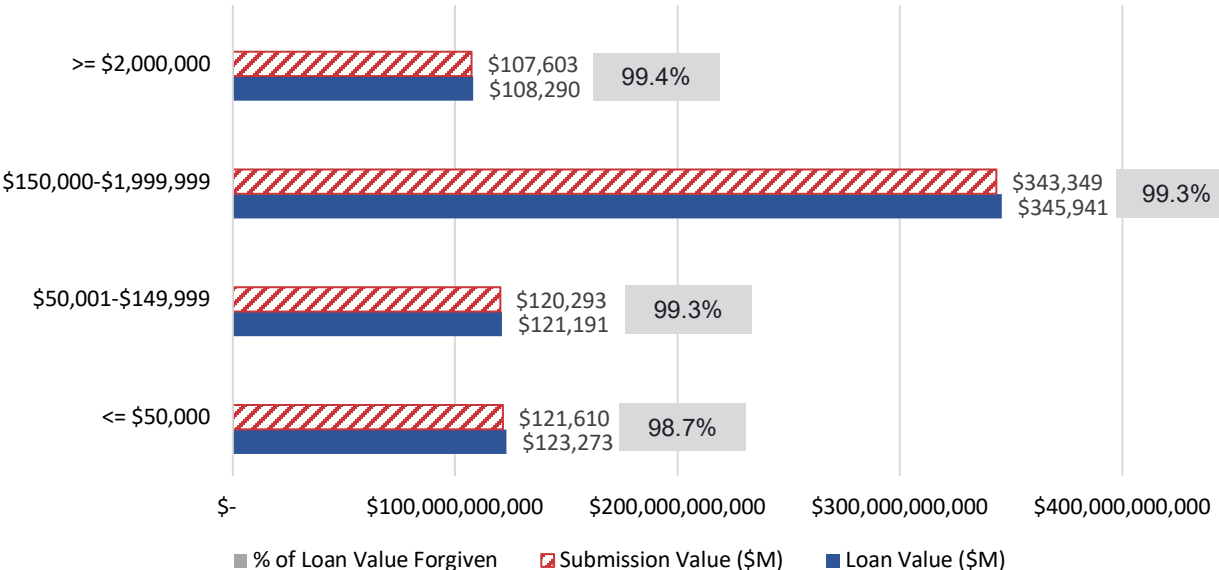
Data as of January 30, 11:59 PM ET
Summary

Total PPP Loan Population		Forgiveness Requests To Date		Payments To Date	
Count of Loans	Total Loan Value	Count of Applications	Total Forgiveness Amount Requested	Count of Payments	Total Forgiveness Paid
11,434,399	\$790,169,269,780	9,602,857	\$692,855,217,303	9,502,604	\$683,347,320,060
		84% of all PPP loans have submitted forgiveness applications	Forgiveness has been requested for 88% of the total loan value of all PPP loans	83% of all PPP loans have been fully or partially forgiven	87% of the total PPP loan value has been forgiven, in full or in part
		4,766 lenders have requested forgiveness for all PPP loans			

Number of Submissions, by Loan Amount



Value of Submissions, by Dollar Amount

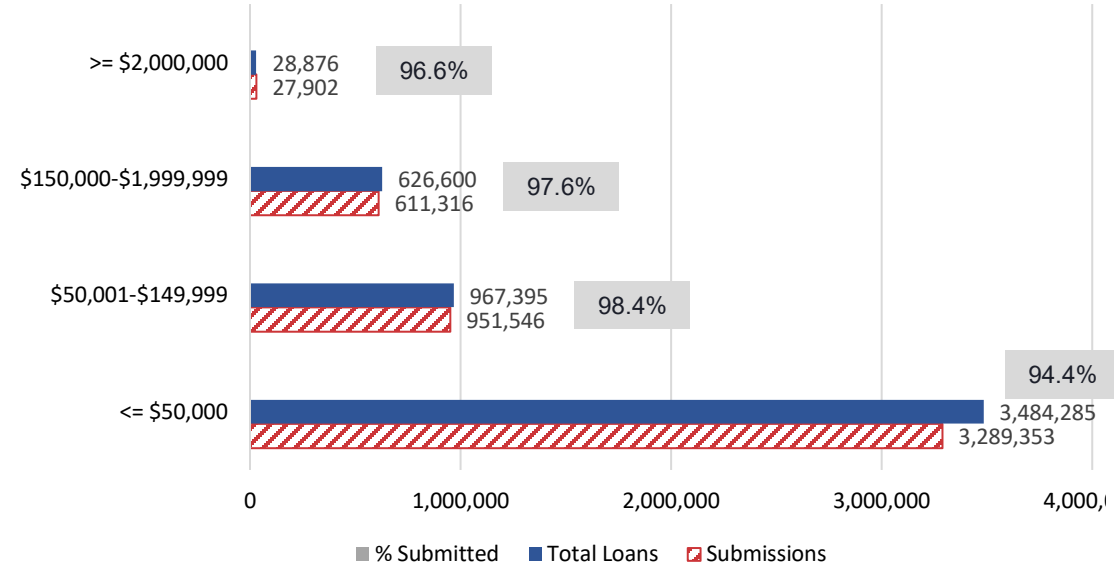


Forgiveness Platform Lender Submission Metrics | January 30

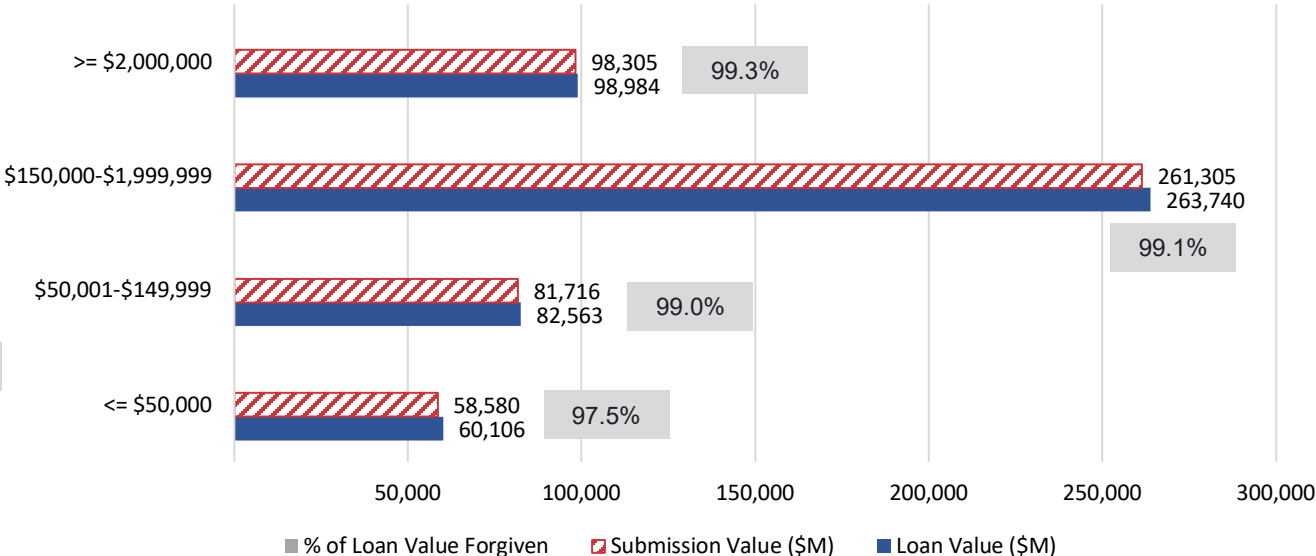
Data as of January 30, 11:59 PM ET
2020 PPP Loan Population

2020 PPP Loan Population		Forgiveness Requests To Date		Payments To Date	
Count of Loans	Total Loan Value	Count of Applications	Total Forgiveness Amount Requested	Count of Payments	Total Forgiveness Paid
5,107,156	\$519,514,379,330	4,880,117	\$499,906,180,120	4,854,600	\$495,915,316,629
		96% of 2020 PPP loans have submitted forgiveness applications	Forgiveness has been requested for 96% of the total loan value of 2020 PPP loans	95% of 2020 PPP loans have been fully or partially forgiven	96% of the total 2020 PPP loan value has been forgiven, in full or in part
		4,708 lenders have requested forgiveness for 2020 PPP loans			

Number of Submissions, by Loan Amount



Value of Submissions, by Dollar Amount

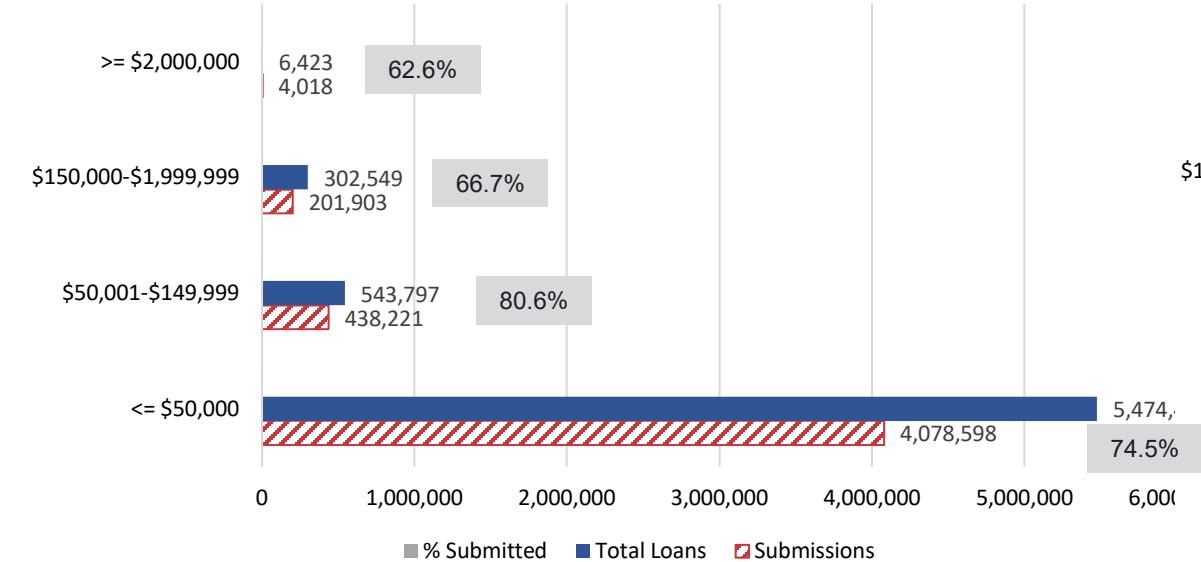


Forgiveness Platform Lender Submission Metrics | January 30

Data as of January 30, 11:59 PM ET
2021 PPP Loan Population

2021 PPP Loan Population		Forgiveness Requests To Date		Payments To Date	
Count of Loans	Total Loan Value	Count of Applications	Total Forgiveness Amount Requested	Count of Payments	Total Forgiveness Paid
6,327,243	\$270,654,890,450	4,722,740	\$192,949,037,183	4,648,004	\$187,432,003,431
		75% of 2021 PPP loans have submitted forgiveness applications	Forgiveness has been requested for 71% of the total loan value of 2021 PPP loans	73% of 2021 PPP loans have been fully or partially forgiven	69% of the total 2021 PPP loan value has been forgiven, in full or in part
		4,565 lenders have requested forgiveness for 2021 PPP loans			

Number of Submissions, by Loan Amount



Value of Submissions, by Dollar Amount

