

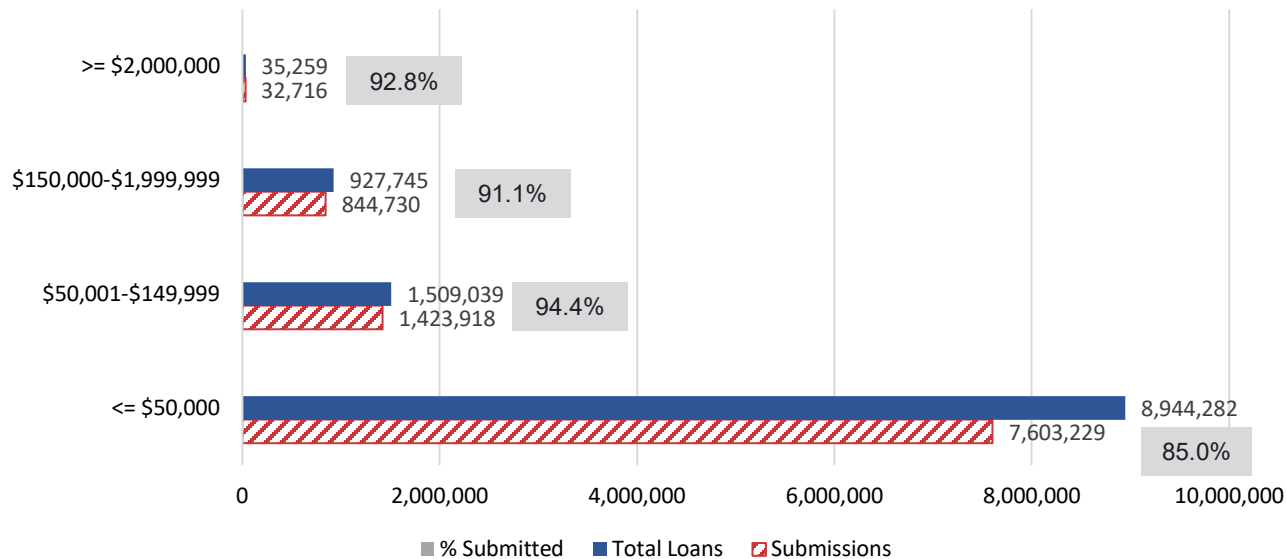
# Forgiveness Platform Lender Submission Metrics | March 20

Data as of March 20, 11:59 PM ET

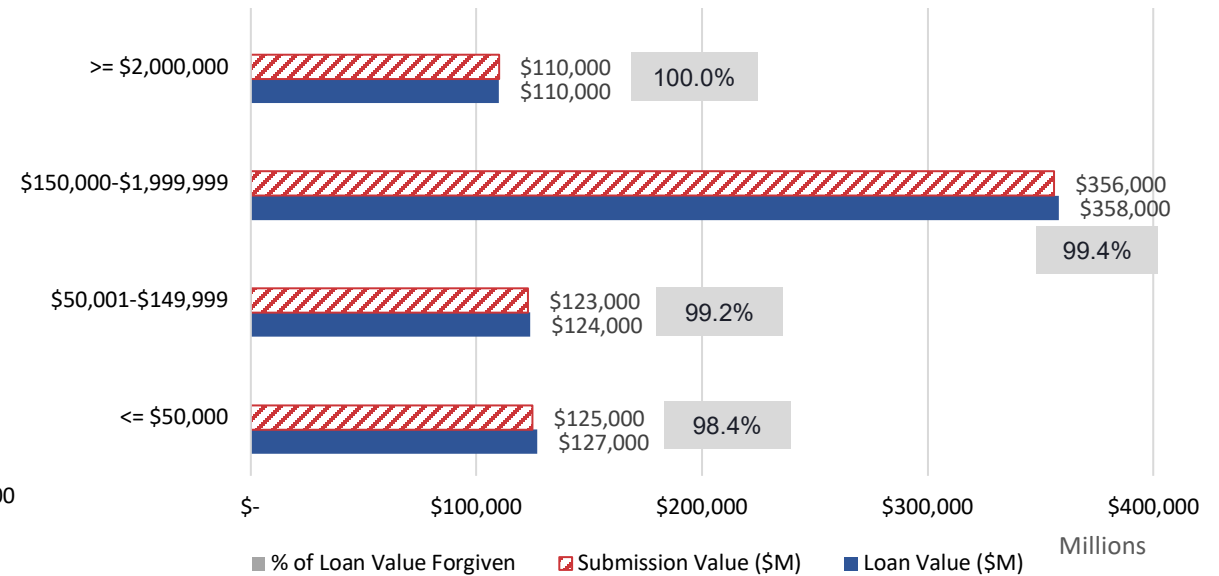
## Summary

| Total PPP Loan Population |                   | Forgiveness Requests To Date                                 |   | Payments To Date   |   |
|---------------------------|-------------------|--|---|--|---|
| Count of Loans            | Total Loan Value  | Count of Applications  | Total Forgiveness Amount Requested  | Count of Payments  | Total Forgiveness Paid  |
| 11,416,325                | \$789,157,740,536 | 9,904,593  | \$714,038,103,734   | 9,840,736  | \$708,006,998,330   |
|                           |                   | 87% of all PPP loans have submitted forgiveness applications | Forgiveness has been requested for 90% of the total loan value of all PPP loans | 86% of all PPP loans have been fully or partially forgiven | 90% of the total PPP loan value has been forgiven, in full or in part |
|                           |                   | 4,760 lenders have requested forgiveness for all PPP loans   |   |  |   |

Number of Submissions, by Loan Amount



Value of Submissions, by Dollar Amount



March 21, 2022

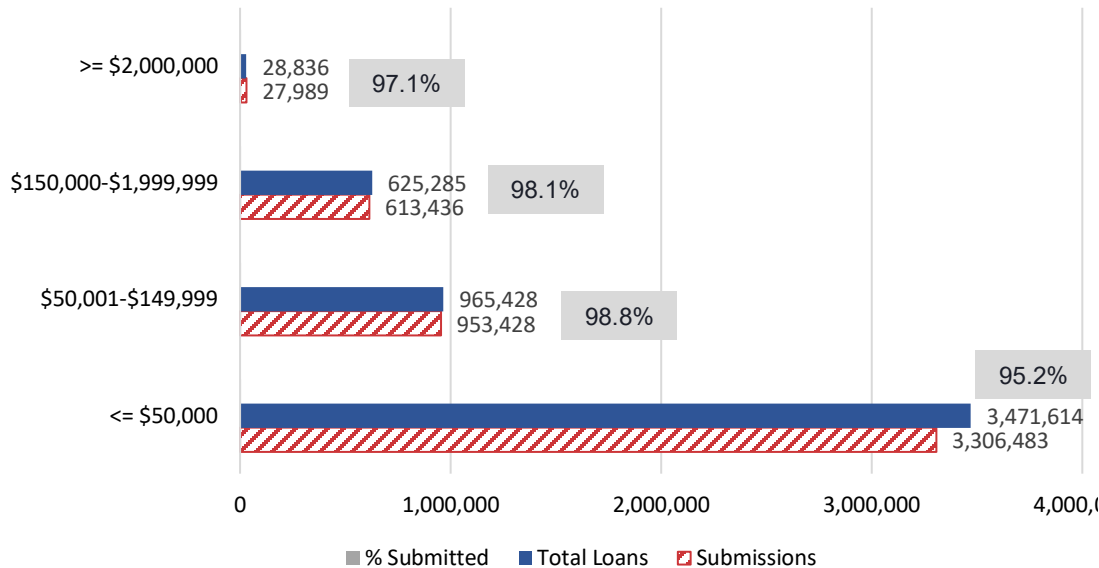
# Forgiveness Platform Lender Submission Metrics | March 20

Data as of March 20, 11:59 PM ET

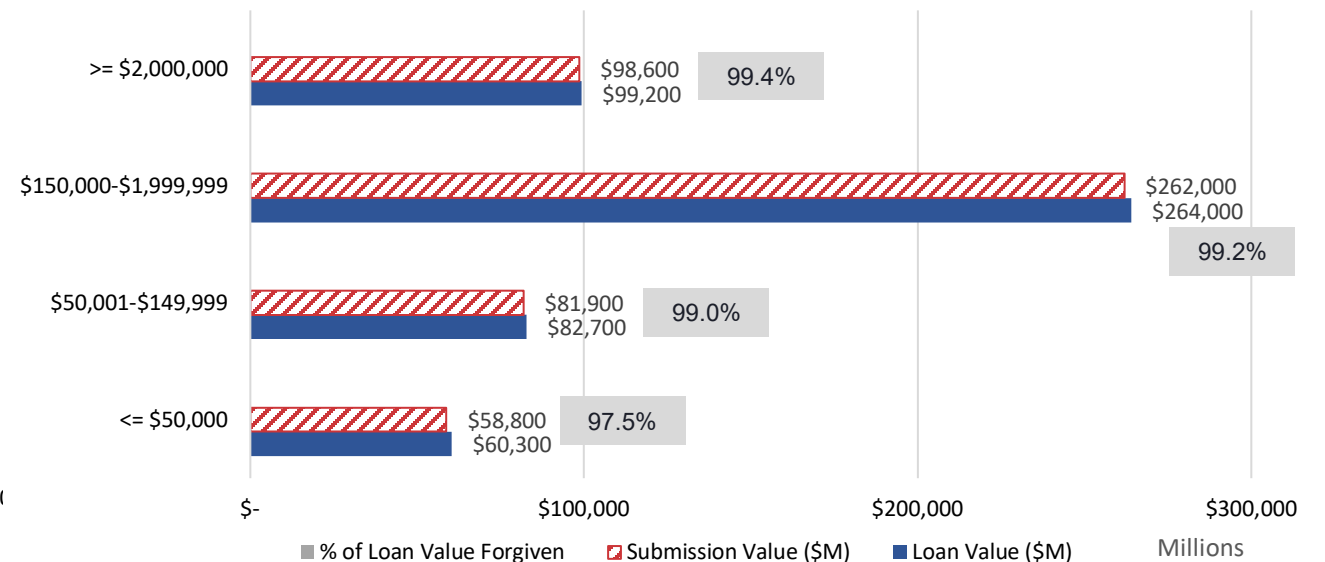
## 2020 PPP Loan Population

| 2020 PPP Loan Population |                   | Forgiveness Requests To Date                                  |  | Payments To Date  |  |
|--------------------------|-------------------|---|--|---|--|
| Count of Loans           | Total Loan Value  | Count of Applications   | Total Forgiveness Amount Requested   | Count of Payments   | Total Forgiveness Paid   |
| 5,091,163                | \$518,581,292,564 | 4,901,336   | \$501,293,623,649  | 4,879,945   | \$498,993,455,383  |
|                          |                   | 96% of 2020 PPP loans have submitted forgiveness applications | Forgiveness has been requested for 97% of the total loan value of 2020 PPP loans | 96% of 2020 PPP loans have been fully or partially forgiven | 96% of the total 2020 PPP loan value has been forgiven, in full or in part |
|                          |                   | 4,702 lenders have requested forgiveness for 2020 PPP loans   |  |   |  |

Number of Submissions, by Loan Amount



Value of Submissions, by Dollar Amount



March 21, 2022

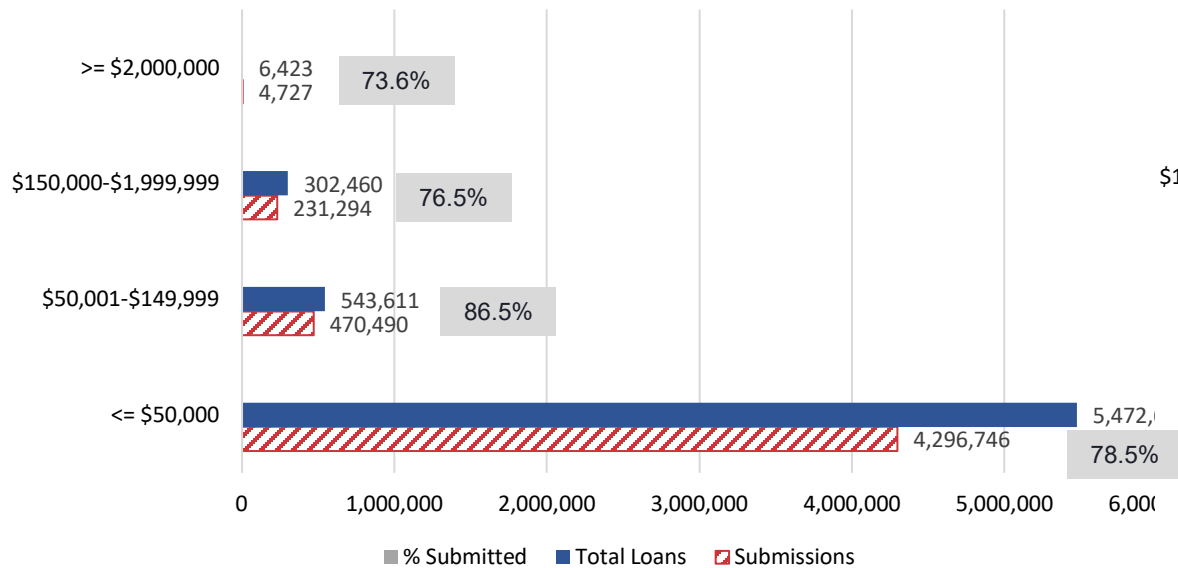
# Forgiveness Platform Lender Submission Metrics | March 20

Data as of March 20, 11:59 PM ET

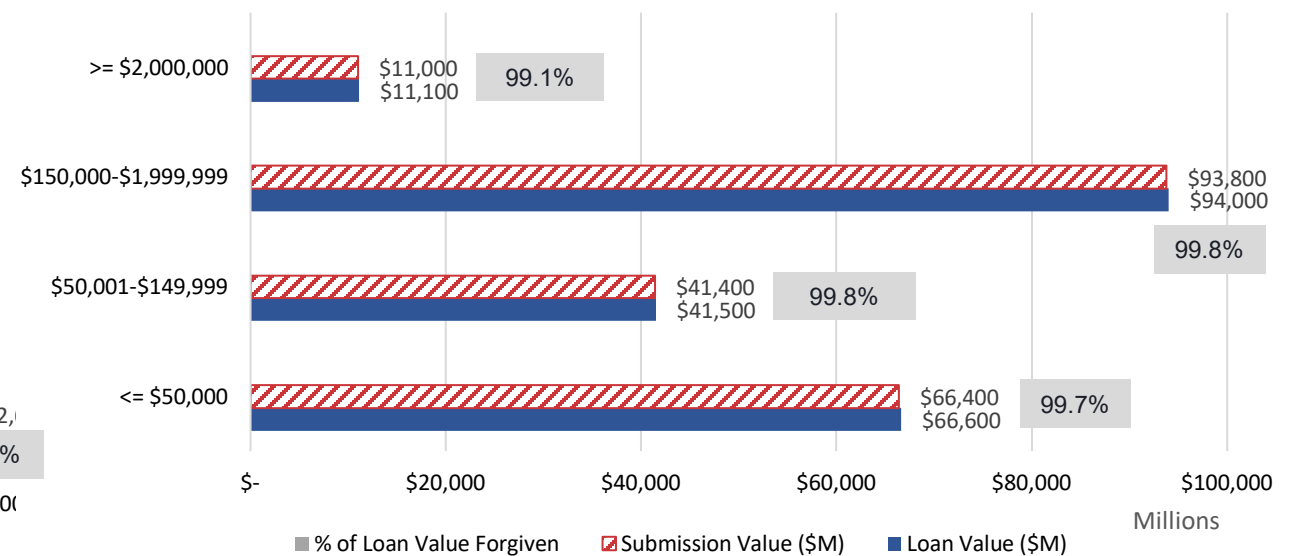
## 2021 PPP Loan Population

| 2021 PPP Loan Population |                   | Forgiveness Requests To Date                                  |  | Payments To Date  |  |
|--------------------------|-------------------|---|--|---|--|
| Count of Loans           | Total Loan Value  | Count of Applications   | Total Forgiveness Amount Requested   | Count of Payments   | Total Forgiveness Paid   |
| 6,325,162                | \$270,576,447,972 | 5,003,257   | \$212,744,480,085  | 4,960,791   | \$209,013,542,947  |
|                          |                   | 79% of 2021 PPP loans have submitted forgiveness applications | Forgiveness has been requested for 79% of the total loan value of 2021 PPP loans | 78% of 2021 PPP loans have been fully or partially forgiven | 77% of the total 2021 PPP loan value has been forgiven, in full or in part |
|                          |                   | 4,560 lenders have requested forgiveness for 2021 PPP loans   |  |   |  |

Number of Submissions, by Loan Amount



Value of Submissions, by Dollar Amount



March 21, 2022