

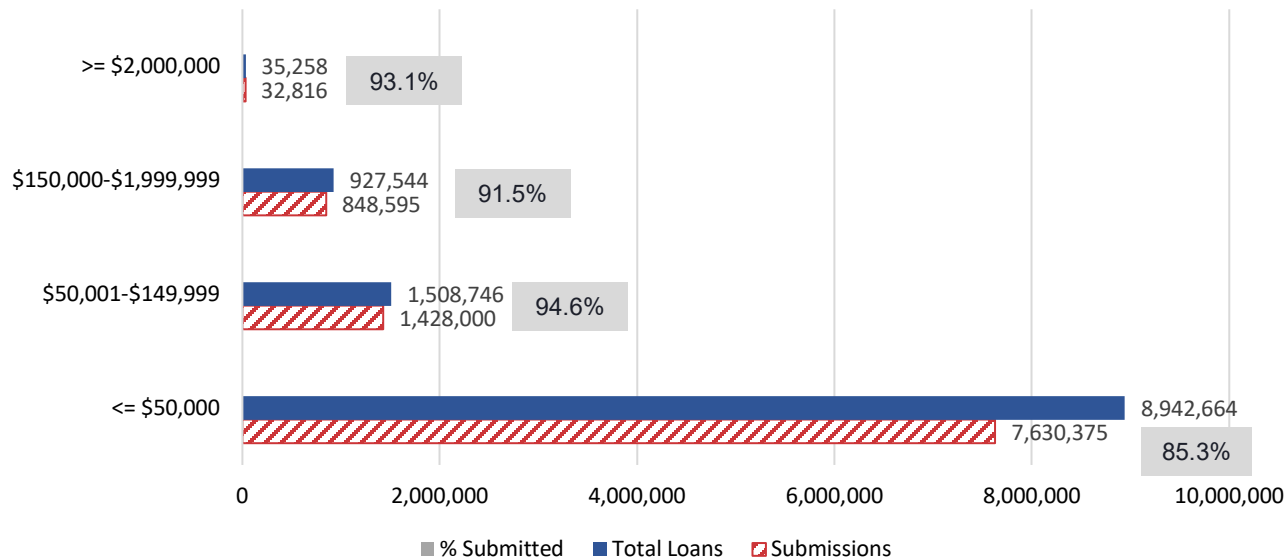
Forgiveness Platform Lender Submission Metrics | March 27

Data as of March 27, 11:59 PM ET

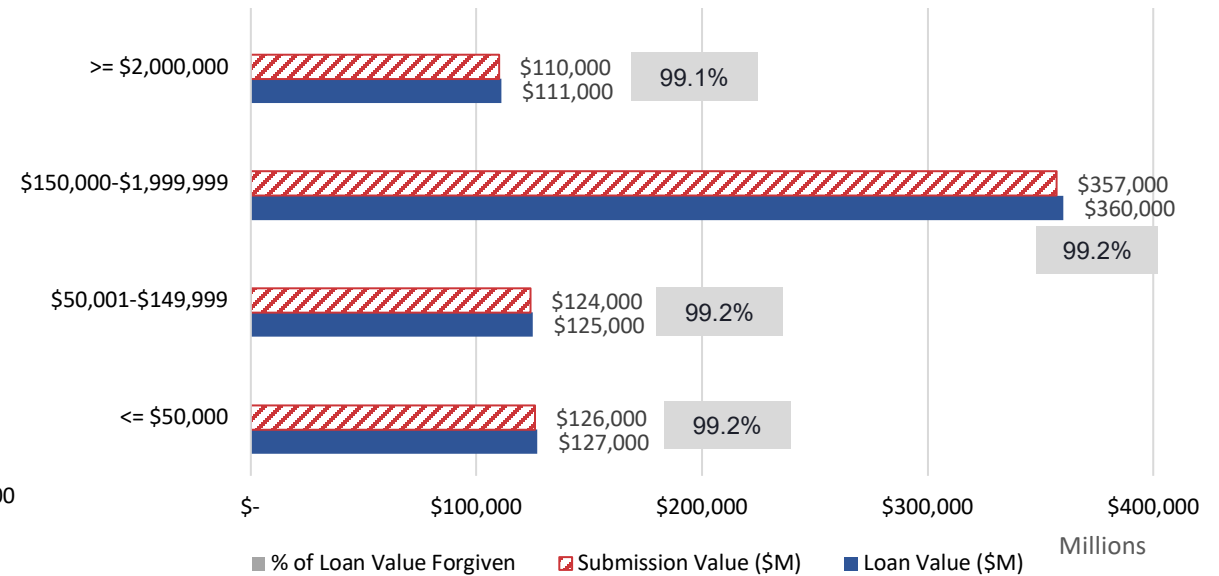
Summary

Total PPP Loan Population		Forgiveness Requests To Date		Payments To Date	
Count of Loans	Total Loan Value	Count of Applications	Total Forgiveness Amount Requested	Count of Payments	Total Forgiveness Paid
11,414,212	\$789,026,249,053	9,939,786	\$716,598,930,205	9,874,596	\$711,014,448,862
		87% of all PPP loans have submitted forgiveness applications	Forgiveness has been requested for 90% of the total loan value of all PPP loans	86% of all PPP loans have been fully or partially forgiven	90% of the total PPP loan value has been forgiven, in full or in part
		4,760 lenders have requested forgiveness for all PPP loans			

Number of Submissions, by Loan Amount



Value of Submissions, by Dollar Amount



Millions
March 28, 2022

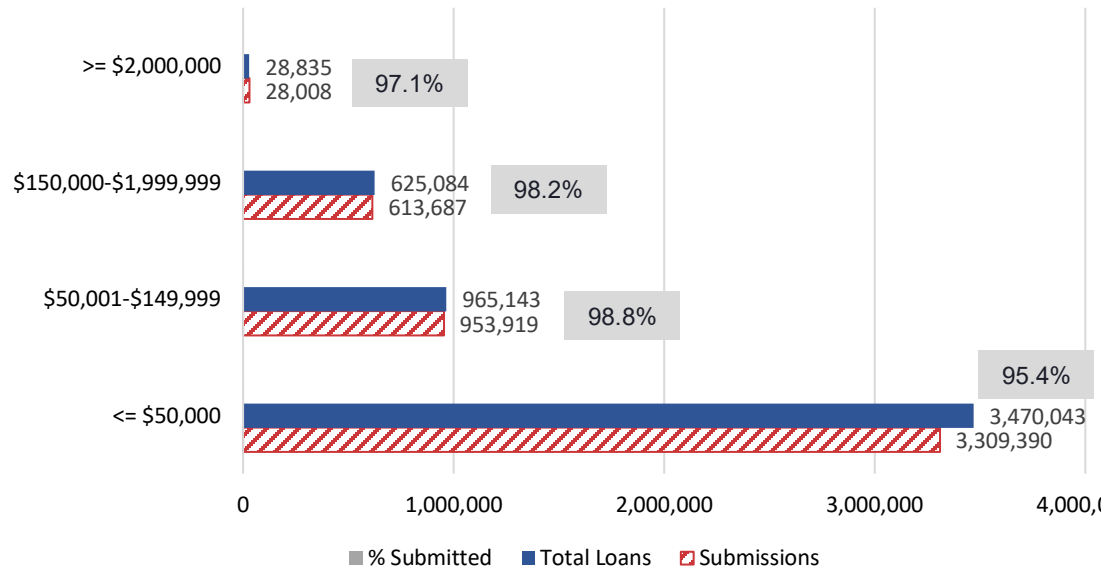
Forgiveness Platform Lender Submission Metrics | March 27

Data as of March 27, 11:59 PM ET

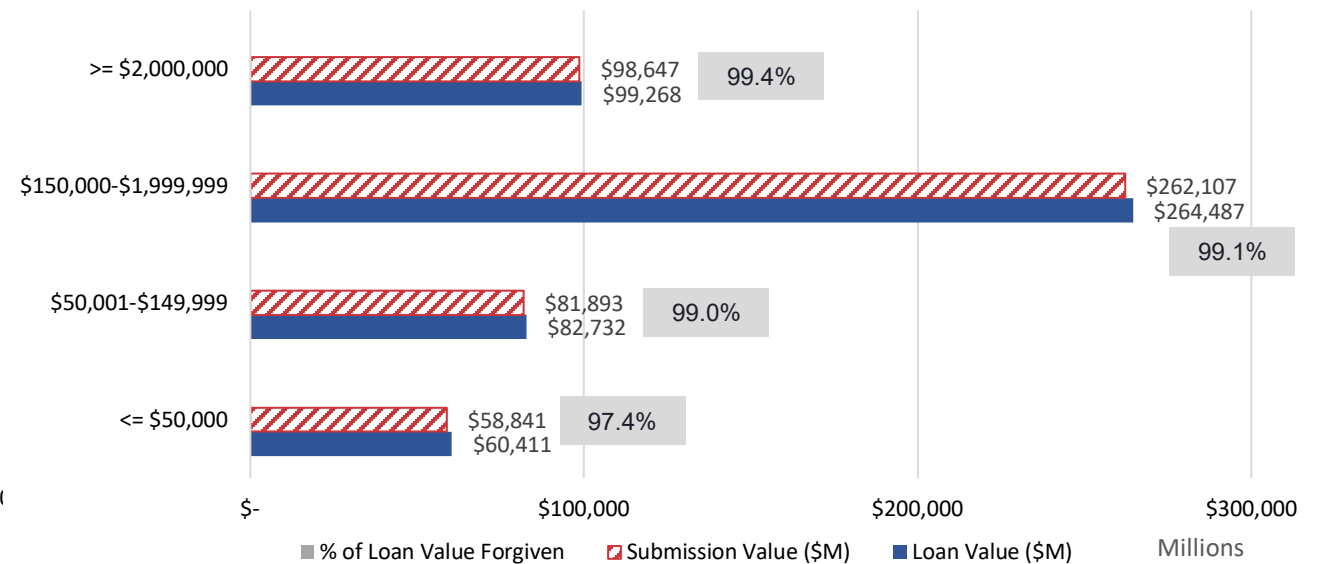
2020 PPP Loan Population

2020 PPP Loan Population		Forgiveness Requests To Date		Payments To Date	
Count of Loans	Total Loan Value	Count of Applications	Total Forgiveness Amount Requested	Count of Payments	Total Forgiveness Paid
5,089,105	\$518,449,850,506	4,905,004	\$501,488,139,184	4,882,398	\$499,451,957,252
		96% of 2020 PPP loans have submitted forgiveness applications	Forgiveness has been requested for 97% of the total loan value of 2020 PPP loans	96% of 2020 PPP loans have been fully or partially forgiven	96% of the total 2020 PPP loan value has been forgiven, in full or in part
		4,702 lenders have requested forgiveness for 2020 PPP loans			

Number of Submissions, by Loan Amount



Value of Submissions, by Dollar Amount



March 28, 2022

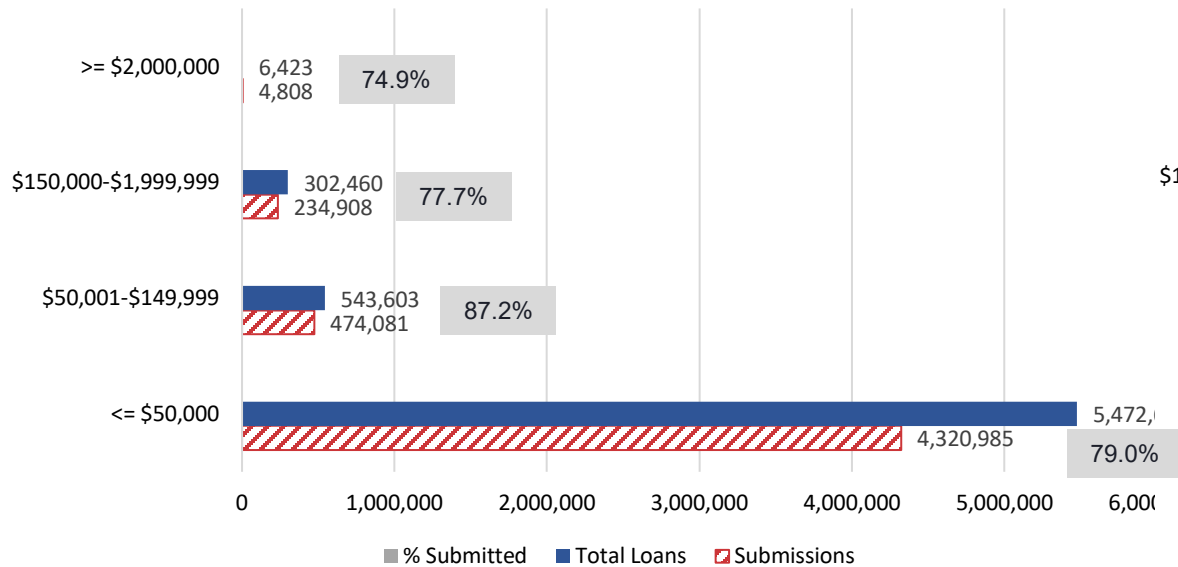
Forgiveness Platform Lender Submission Metrics | March 27

Data as of March 27, 11:59 PM ET

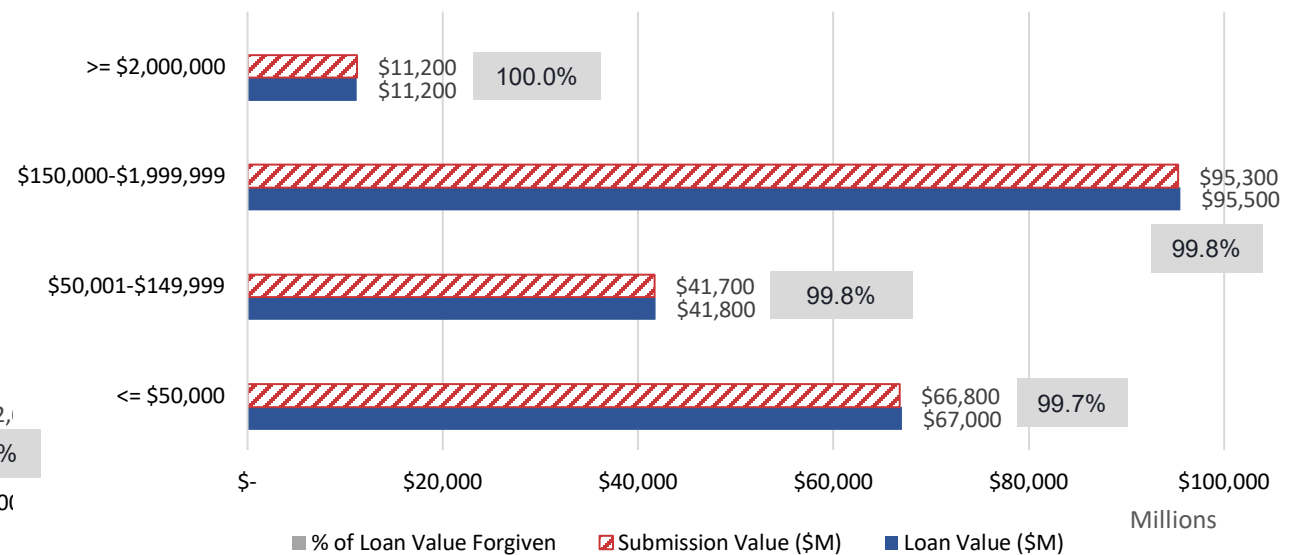
2021 PPP Loan Population

2021 PPP Loan Population		Forgiveness Requests To Date		Payments To Date	
Count of Loans	Total Loan Value	Count of Applications	Total Forgiveness Amount Requested	Count of Payments	Total Forgiveness Paid
6,325,107	\$270,576,398,547	5,034,782	\$215,110,791,022	4,992,198	\$211,562,491,610
		79% of 2021 PPP loans have submitted forgiveness applications	Forgiveness has been requested for 79% of the total loan value of 2021 PPP loans	78% of 2021 PPP loans have been fully or partially forgiven	78% of the total 2021 PPP loan value has been forgiven, in full or in part
		4,561 lenders have requested forgiveness for 2021 PPP loans			

Number of Submissions, by Loan Amount



Value of Submissions, by Dollar Amount



March 28, 2022