

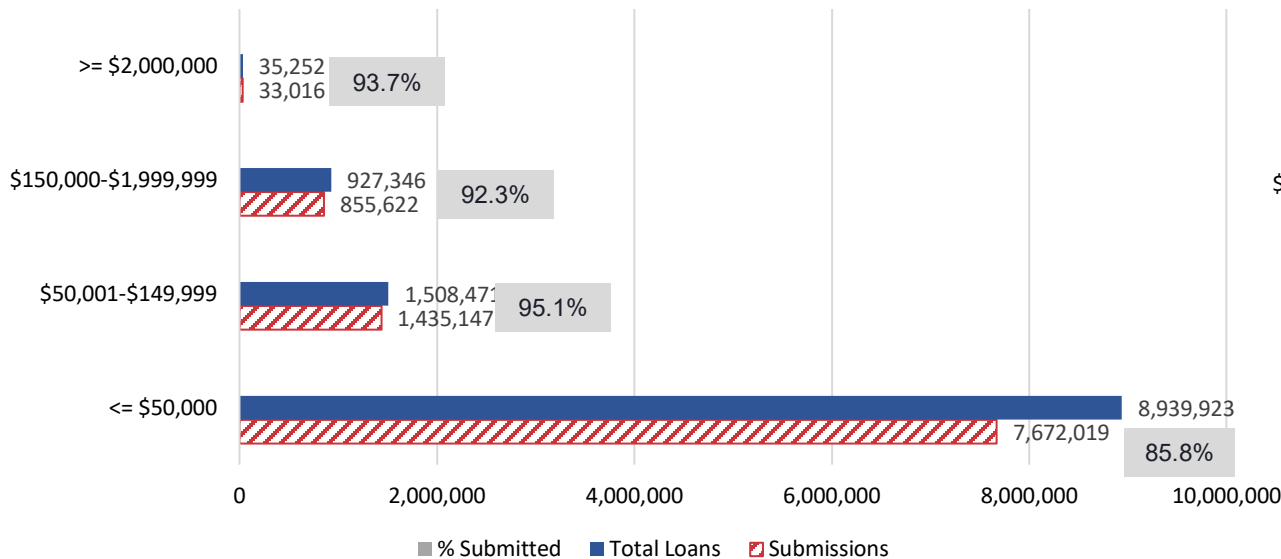
# Forgiveness Platform Lender Submission Metrics | April 10

Data as of April 10, 11:59 PM ET


## Summary

Total PPP Loan Population		Forgiveness Requests To Date		Payments To Date	
Count of Loans	Total Loan Value	Count of Applications	Total Forgiveness Amount Requested	Count of Payments	Total Forgiveness Paid
11,410,992	\$788,873,042,652	9,995,804	\$721,242,643,169	9,938,762	\$716,513,752,294
		87% of all PPP loans have submitted forgiveness applications	Forgiveness has been requested for 91% of the total loan value of all PPP loans	87% of all PPP loans have been fully or partially forgiven	90% of the total PPP loan value has been forgiven, in full or in part
		4,755 lenders have requested forgiveness for all PPP loans			

Number of Submissions, by Loan Amount



Value of Submissions, by Dollar Amount



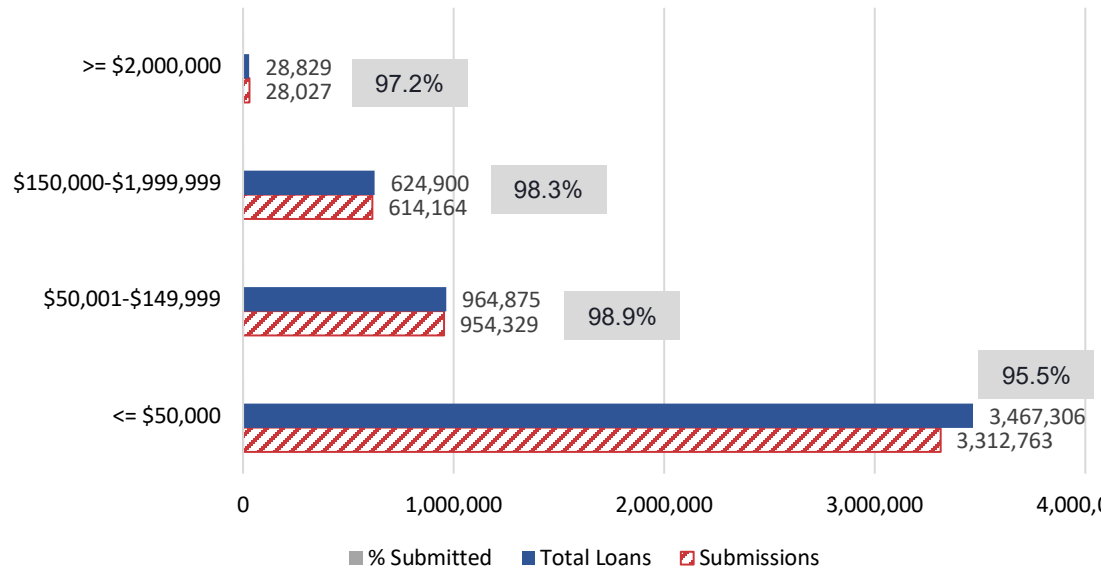
Millions  
April 11, 2022

# Forgiveness Platform Lender Submission Metrics | April 10

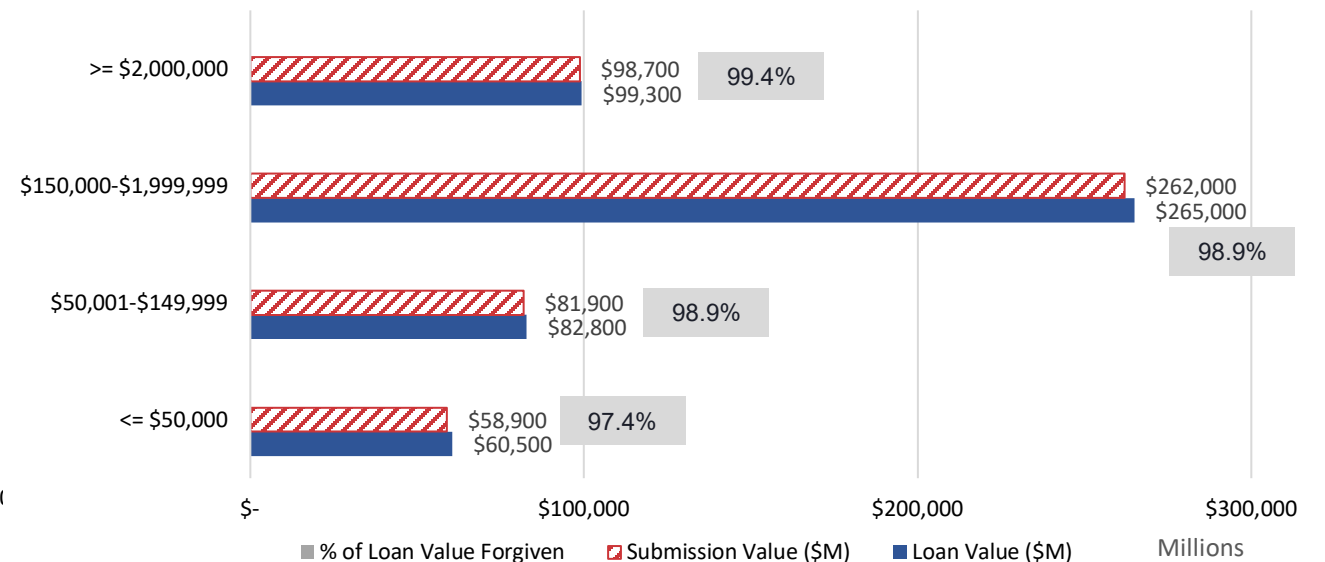
Data as of April 10, 11:59 PM ET  
2020 PPP Loan Population

2020 PPP Loan Population		Forgiveness Requests To Date		Payments To Date	
Count of Loans	Total Loan Value	Count of Applications	Total Forgiveness Amount Requested	Count of Payments	Total Forgiveness Paid
5,085,910	\$518,303,687,532	4,909,283	\$501,767,606,866	4,887,464	\$500,118,732,839
		96% of 2020 PPP loans have submitted forgiveness applications	Forgiveness has been requested for 97% of the total loan value of 2020 PPP loans	96% of 2020 PPP loans have been fully or partially forgiven	96% of the total 2020 PPP loan value has been forgiven, in full or in part
		4,697 lenders have requested forgiveness for 2020 PPP loans			

Number of Submissions, by Loan Amount



Value of Submissions, by Dollar Amount

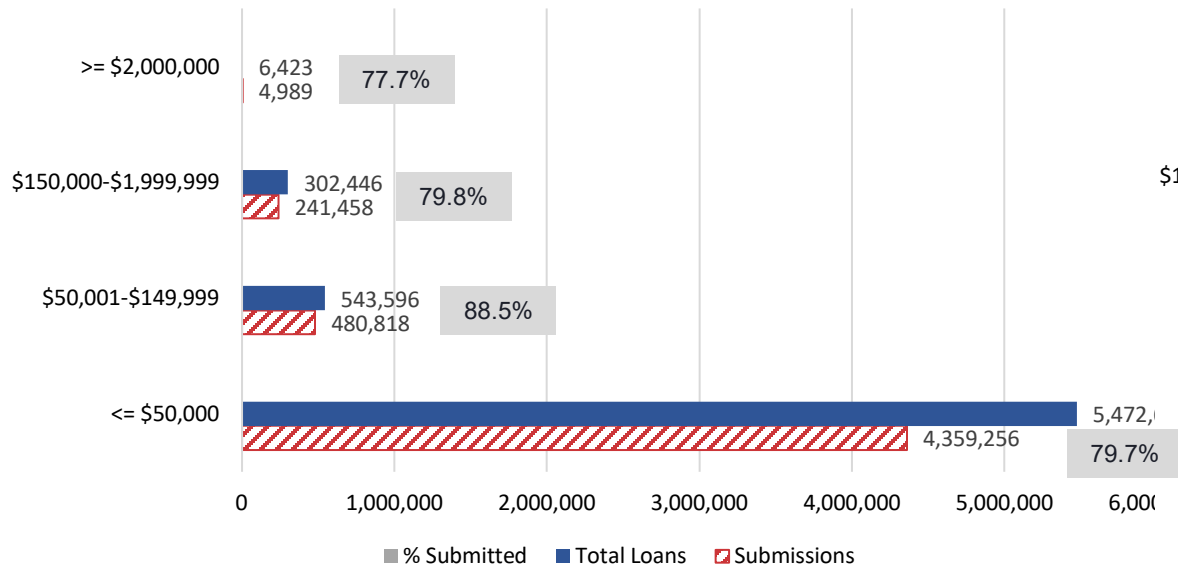


# Forgiveness Platform Lender Submission Metrics | April 10

Data as of April 10, 11:59 PM ET  
2021 PPP Loan Population

2021 PPP Loan Population		Forgiveness Requests To Date		Payments To Date	
Count of Loans	Total Loan Value	Count of Applications	Total Forgiveness Amount Requested	Count of Payments	Total Forgiveness Paid
6,325,082	\$270,569,355,120	5,086,521	\$219,475,036,303	5,051,298	\$216,395,019,455
		80% of 2021 PPP loans have submitted forgiveness applications	Forgiveness has been requested for 81% of the total loan value of 2021 PPP loans	79% of 2021 PPP loans have been fully or partially forgiven	79% of the total 2021 PPP loan value has been forgiven, in full or in part
		4,559 lenders have requested forgiveness for 2021 PPP loans			

Number of Submissions, by Loan Amount



Value of Submissions, by Dollar Amount

