

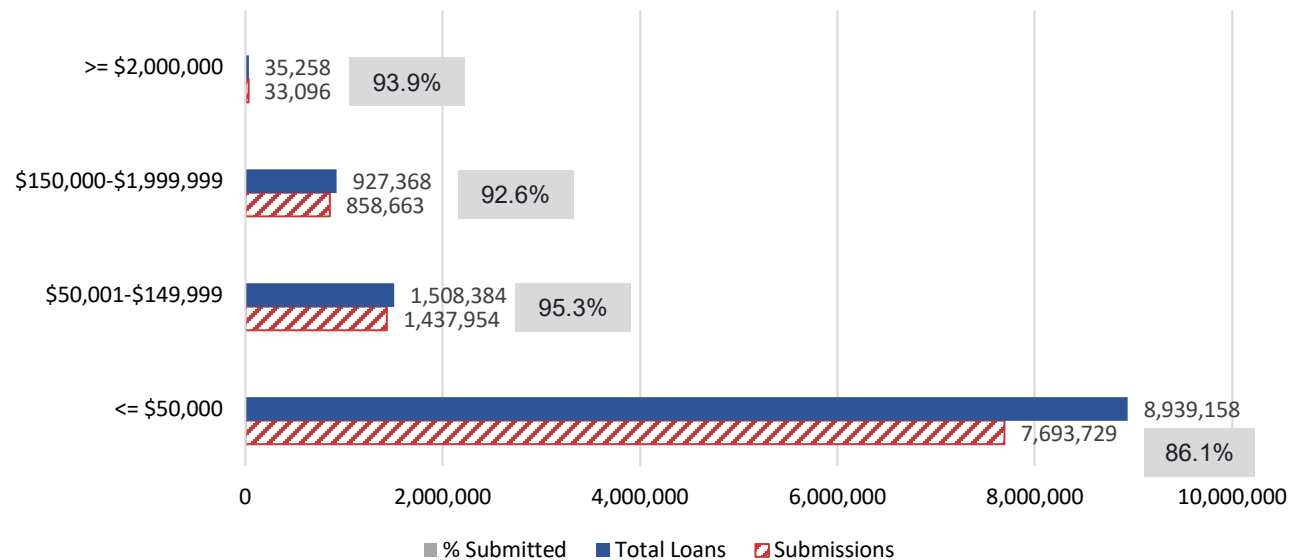
Forgiveness Platform Lender Submission Metrics | April 17

Data as of April 17, 11:59 PM ET


Summary

Total PPP Loan Population		Forgiveness Requests To Date		Payments To Date	
Count of Loans	Total Loan Value	Count of Applications	Total Forgiveness Amount Requested	Count of Payments	Total Forgiveness Paid
11,410,168	\$788,882,219,640	10,023,442	\$723,209,704,442	9,964,772	\$718,921,064,034
		87% of all PPP loans have submitted forgiveness applications	Forgiveness has been requested for 90% of the total loan value of all PPP loans	86% of all PPP loans have been fully or partially forgiven	90% of the total PPP loan value has been forgiven, in full or in part
		4,754 lenders have requested forgiveness for all PPP loans			

Number of Submissions, by Loan Amount



Value of Submissions, by Dollar Amount



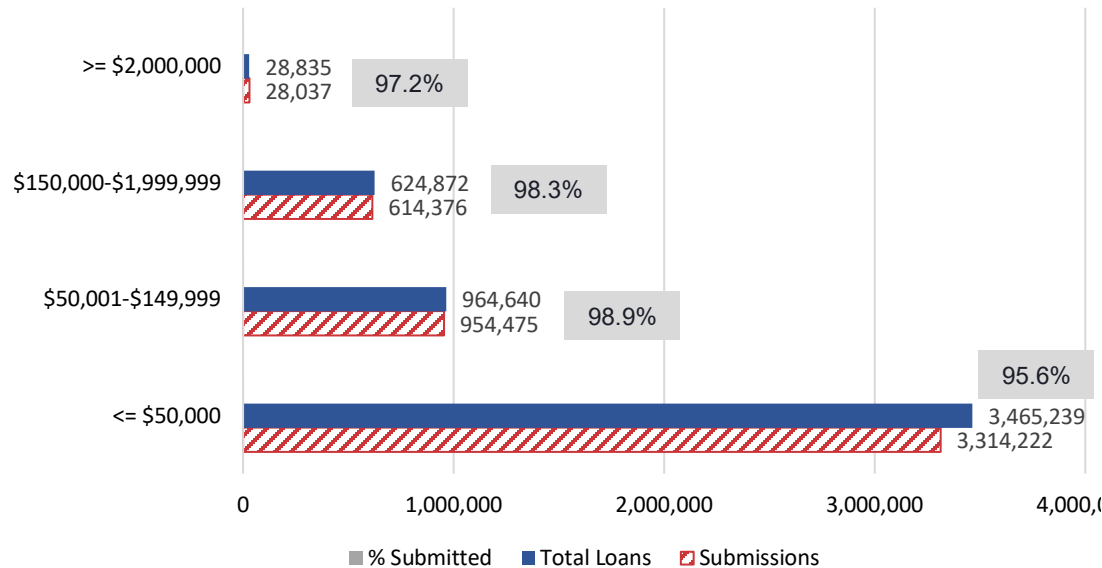
Millions
April 18, 2022

Forgiveness Platform Lender Submission Metrics | April 17

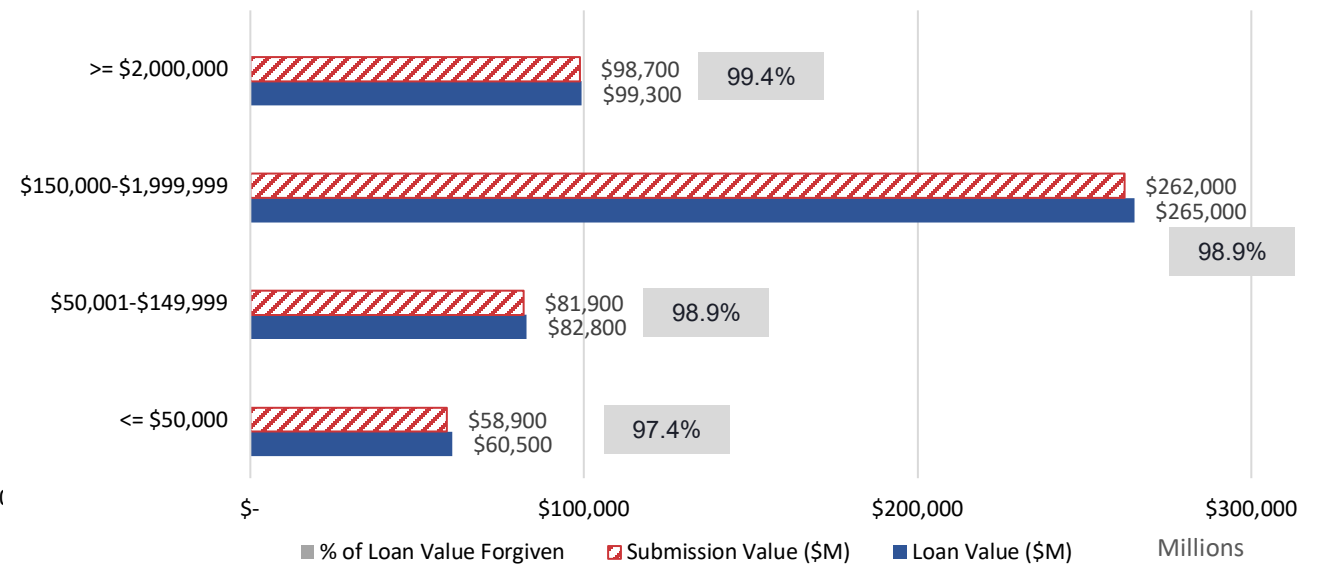
Data as of April 17, 11:59 PM ET
2020 PPP Loan Population

2020 PPP Loan Population		Forgiveness Requests To Date		Payments To Date	
Count of Loans	Total Loan Value	Count of Applications	Total Forgiveness Amount Requested	Count of Payments	Total Forgiveness Paid
5,083,586	\$518,266,019,147	4,911,110	\$501,885,127,664	4,889,396	\$500,346,003,771
		96% of 2020 PPP loans have submitted forgiveness applications	Forgiveness has been requested for 97% of the total loan value of 2020 PPP loans	96% of 2020 PPP loans have been fully or partially forgiven	96% of the total 2020 PPP loan value has been forgiven, in full or in part
		4,696 lenders have requested forgiveness for 2020 PPP loans			

Number of Submissions, by Loan Amount



Value of Submissions, by Dollar Amount



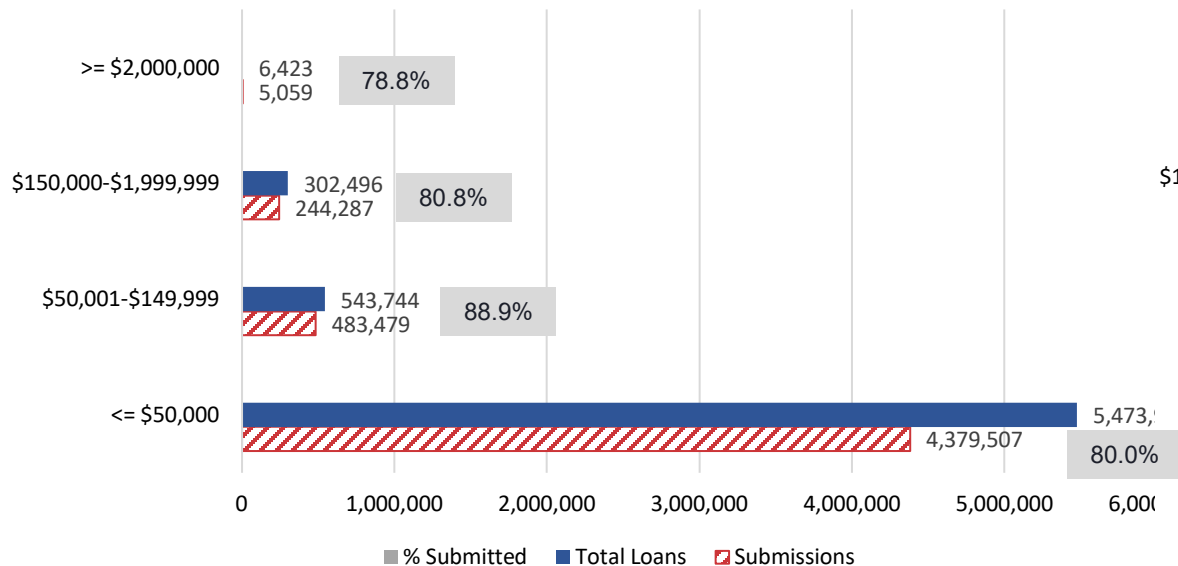
April 18, 2022

Forgiveness Platform Lender Submission Metrics | April 17

Data as of April 17, 11:59 PM ET
2021 PPP Loan Population

2021 PPP Loan Population		Forgiveness Requests To Date		Payments To Date	
Count of Loans	Total Loan Value	Count of Applications	Total Forgiveness Amount Requested	Count of Payments	Total Forgiveness Paid
6,326,582	\$270,616,200,493	5,112,332	\$221,324,576,778	5,075,376	\$218,575,060,263
		79% of 2021 PPP loans have submitted forgiveness applications	Forgiveness has been requested for 79% of the total loan value of 2021 PPP loans	78% of 2021 PPP loans have been fully or partially forgiven	77% of the total 2021 PPP loan value has been forgiven, in full or in part
		4,558 lenders have requested forgiveness for 2021 PPP loans			

Number of Submissions, by Loan Amount



Value of Submissions, by Dollar Amount

