

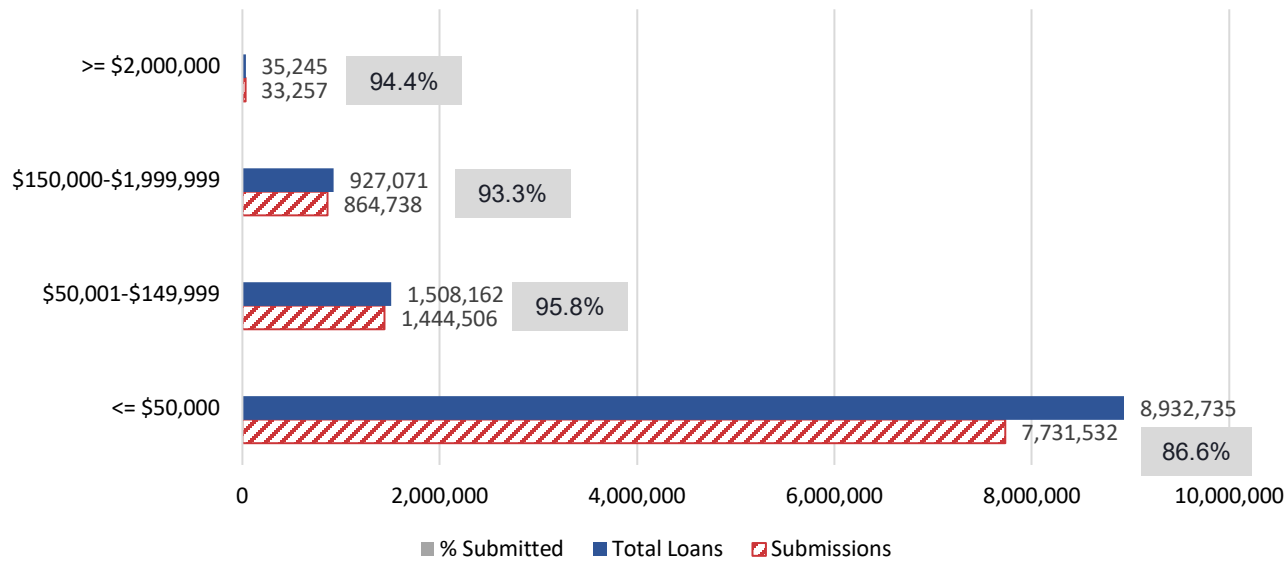
Forgiveness Platform Lender Submission Metrics | May 1

Data as of May 1, 11:59 PM ET

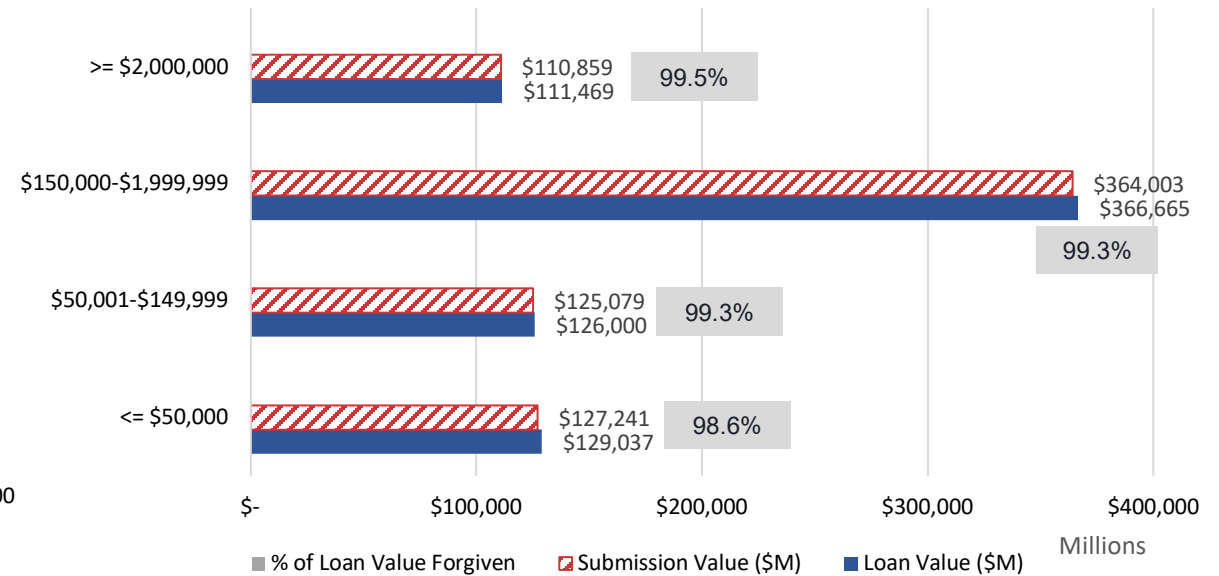
Summary

Total PPP Loan Population		Forgiveness Requests To Date		Payments To Date	
Count of Loans	Total Loan Value	Count of Applications	Total Forgiveness Amount Requested	Count of Payments	Total Forgiveness Paid
11,403,213	\$788,626,441,590	10,074,033	\$727,181,757,355	10,014,612	\$723,073,525,445
		88% of all PPP loans have submitted forgiveness applications	Forgiveness has been requested for 92% of the total loan value of all PPP loans	88% of all PPP loans have been fully or partially forgiven	92% of the total PPP loan value has been forgiven, in full or in part
		4,746 lenders have requested forgiveness for all PPP loans			

Number of Submissions, by Loan Amount



Value of Submissions, by Dollar Amount



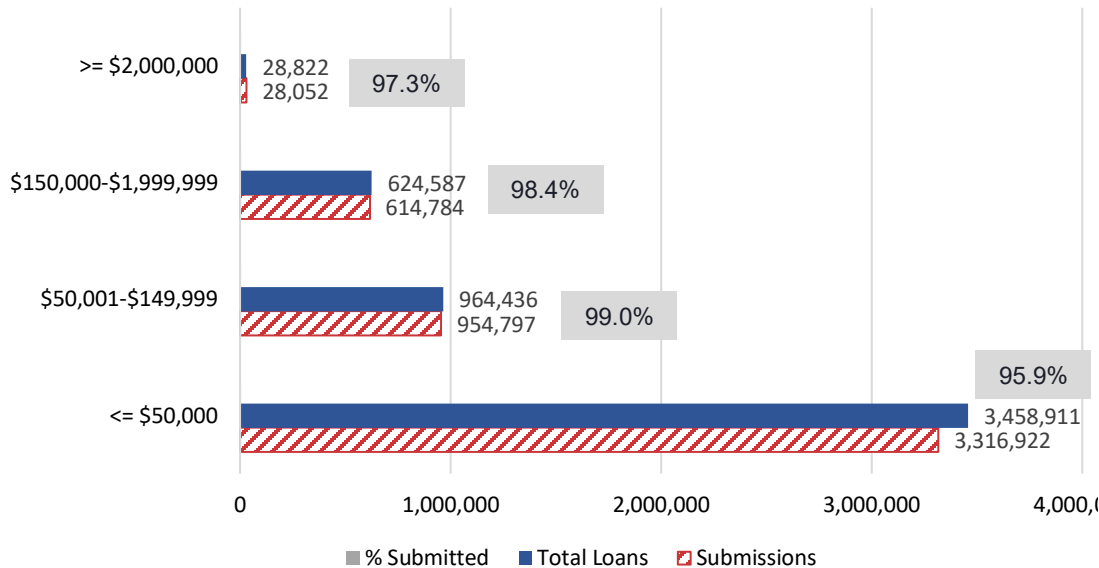
Millions
May 2, 2022

Forgiveness Platform Lender Submission Metrics | May 1

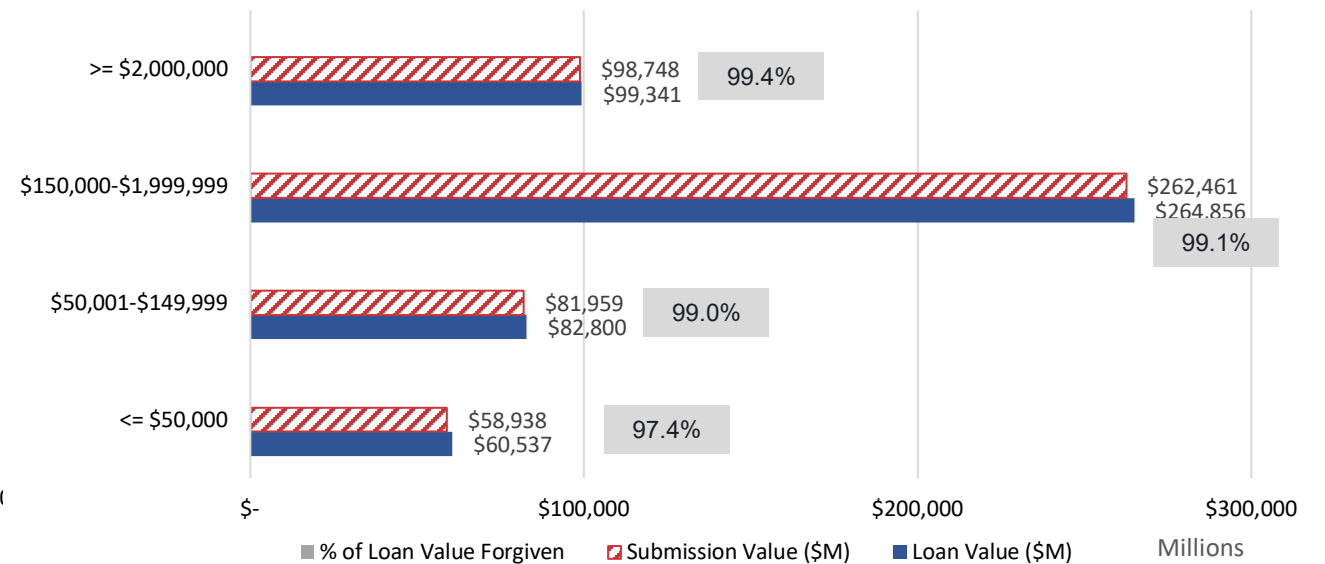
Data as of May 1, 11:59 PM ET
2020 PPP Loan Population

2020 PPP Loan Population		Forgiveness Requests To Date		Payments To Date	
Count of Loans	Total Loan Value	Count of Applications	Total Forgiveness Amount Requested	Count of Payments	Total Forgiveness Paid
5,076,756	\$518,015,432,015	4,914,555	\$502,106,678,821	4,892,934	\$500,801,087,095
		97% of 2020 PPP loans have submitted forgiveness applications	Forgiveness has been requested for 97% of the total loan value of 2020 PPP loans	96% of 2020 PPP loans have been fully or partially forgiven	97% of the total 2020 PPP loan value has been forgiven, in full or in part
		4,688 lenders have requested forgiveness for 2020 PPP loans			

Number of Submissions, by Loan Amount



Value of Submissions, by Dollar Amount

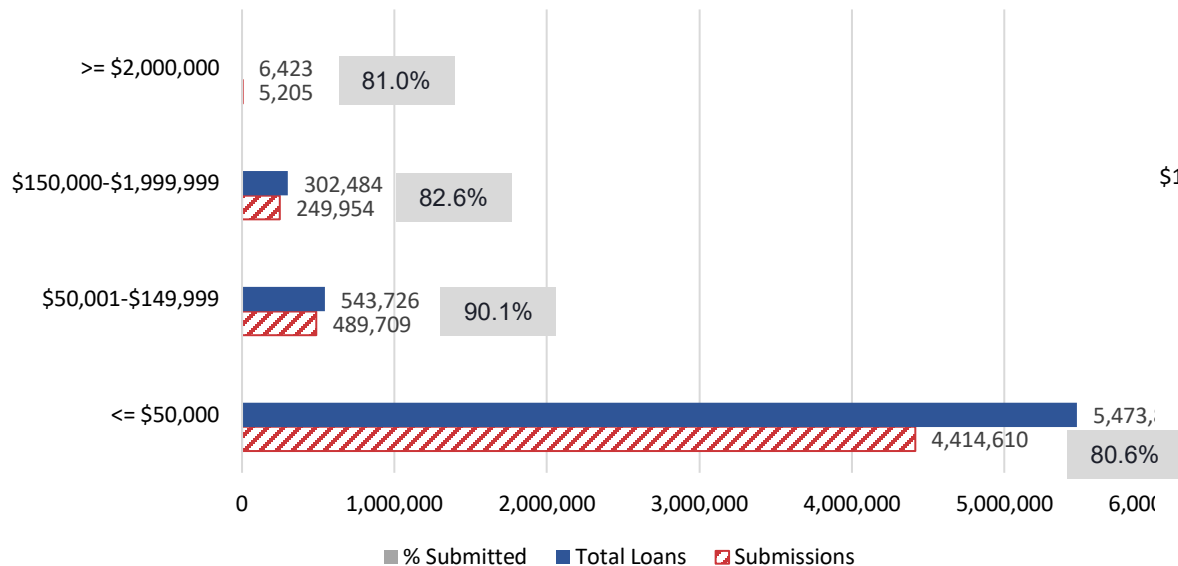


Forgiveness Platform Lender Submission Metrics | May 1

Data as of May 1, 11:59 PM ET
2021 PPP Loan Population

2021 PPP Loan Population		Forgiveness Requests To Date		Payments To Date	
Count of Loans	Total Loan Value	Count of Applications	Total Forgiveness Amount Requested	Count of Payments	Total Forgiveness Paid
6,326,457	\$270,611,009,575	5,159,478	\$225,075,078,534	5,121,678	\$222,272,438,350
		82% of 2021 PPP loans have submitted forgiveness applications	Forgiveness has been requested for 83% of the total loan value of 2021 PPP loans	81% of 2021 PPP loans have been fully or partially forgiven	82% of the total 2021 PPP loan value has been forgiven, in full or in part
		4,552 lenders have requested forgiveness for 2021 PPP loans			

Number of Submissions, by Loan Amount



Value of Submissions, by Dollar Amount

