

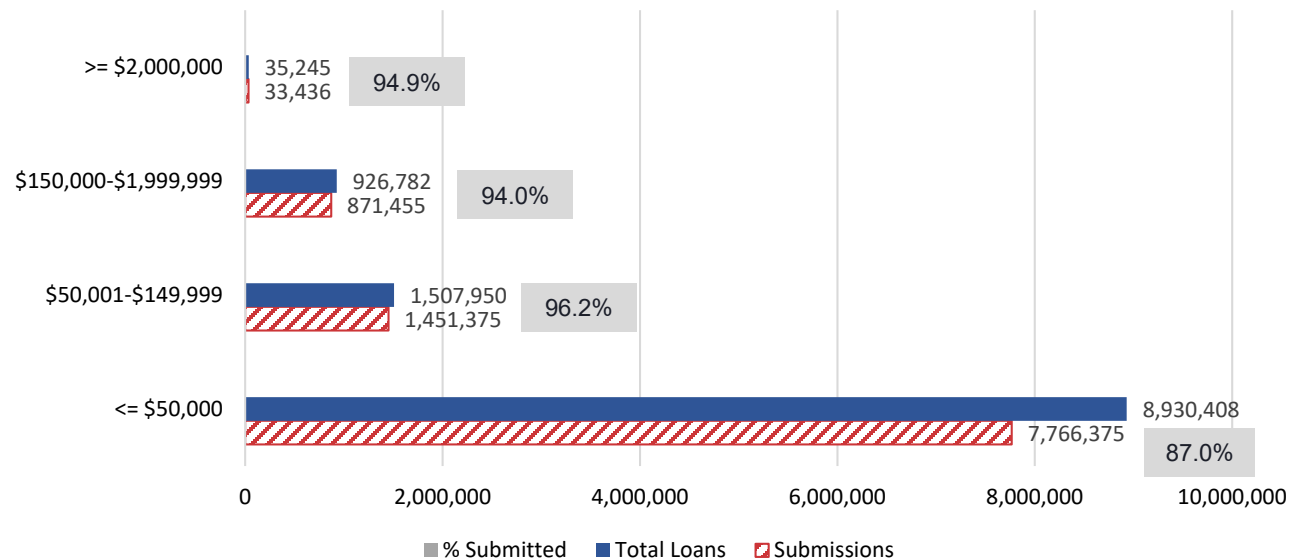
# Forgiveness Platform Lender Submission Metrics | May 15

Data as of May 15, 11:59 PM ET

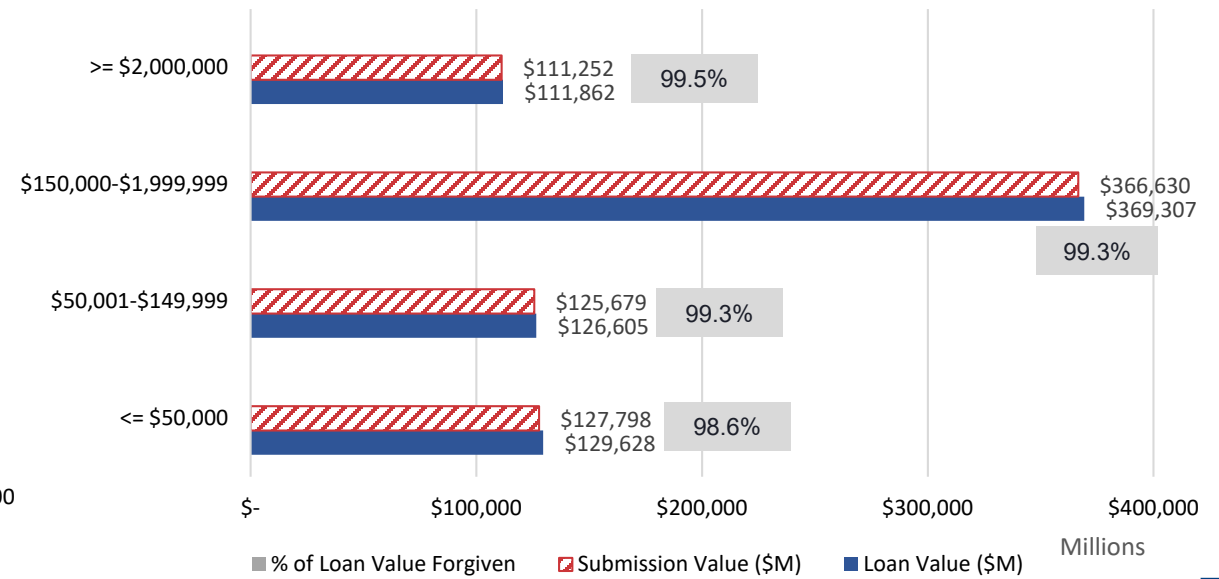
## Summary

Total PPP Loan Population		Forgiveness Requests To Date		Payments To Date	
Count of Loans	Total Loan Value	Count of Applications	Total Forgiveness Amount Requested	Count of Payments	Total Forgiveness Paid
11,400,385	\$788,467,045,312	10,122,641	\$731,358,633,270	10,066,096	\$727,609,650,221
		89% of all PPP loans have submitted forgiveness applications	Forgiveness has been requested for 93% of the total loan value of all PPP loans	88% of all PPP loans have been fully or partially forgiven	92% of the total PPP loan value has been forgiven, in full or in part
		4,743 lenders have requested forgiveness for all PPP loans			

Number of Submissions, by Loan Amount



Value of Submissions, by Dollar Amount



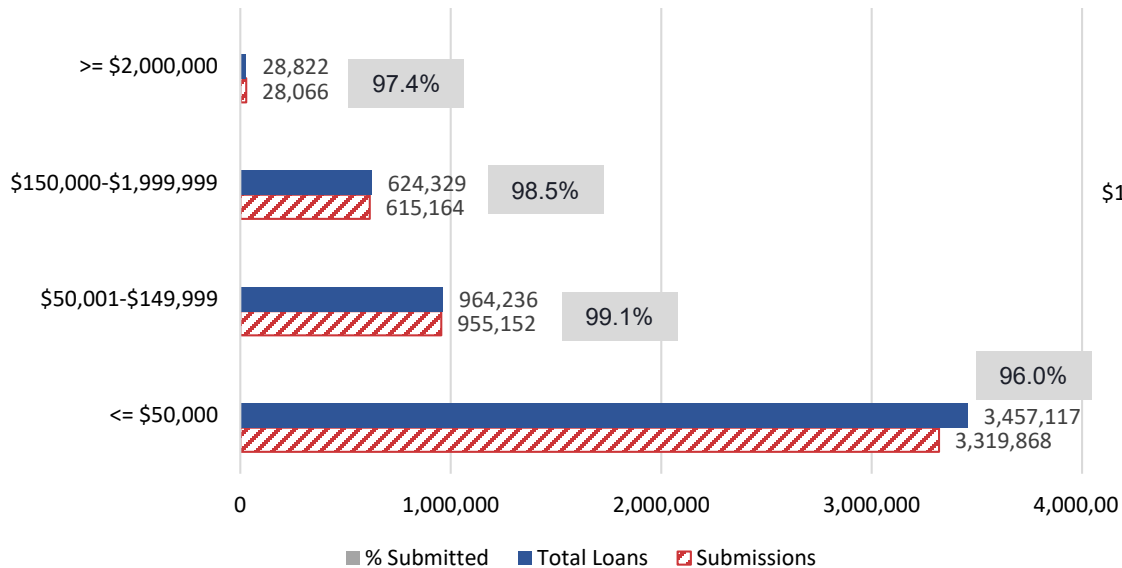
Millions  
May 16, 2022

# Forgiveness Platform Lender Submission Metrics | May 15


Data as of May 15, 11:59 PM ET  
2020 PPP Loan Population

2020 PPP Loan Population		Forgiveness Requests To Date		Payments To Date	
Count of Loans	Total Loan Value	Count of Applications	Total Forgiveness Amount Requested	Count of Payments	Total Forgiveness Paid
5,074,504	\$517,883,474,722	4,918,250	\$502,315,392,308	4,896,707	\$501,404,644,999
		97% of 2020 PPP loans have submitted forgiveness applications	Forgiveness has been requested for 97% of the total loan value of 2020 PPP loans	96% of 2020 PPP loans have been fully or partially forgiven	97% of the total 2020 PPP loan value has been forgiven, in full or in part
		4,685 lenders have requested forgiveness for 2020 PPP loans			

Number of Submissions, by Loan Amount



Value of Submissions, by Dollar Amount

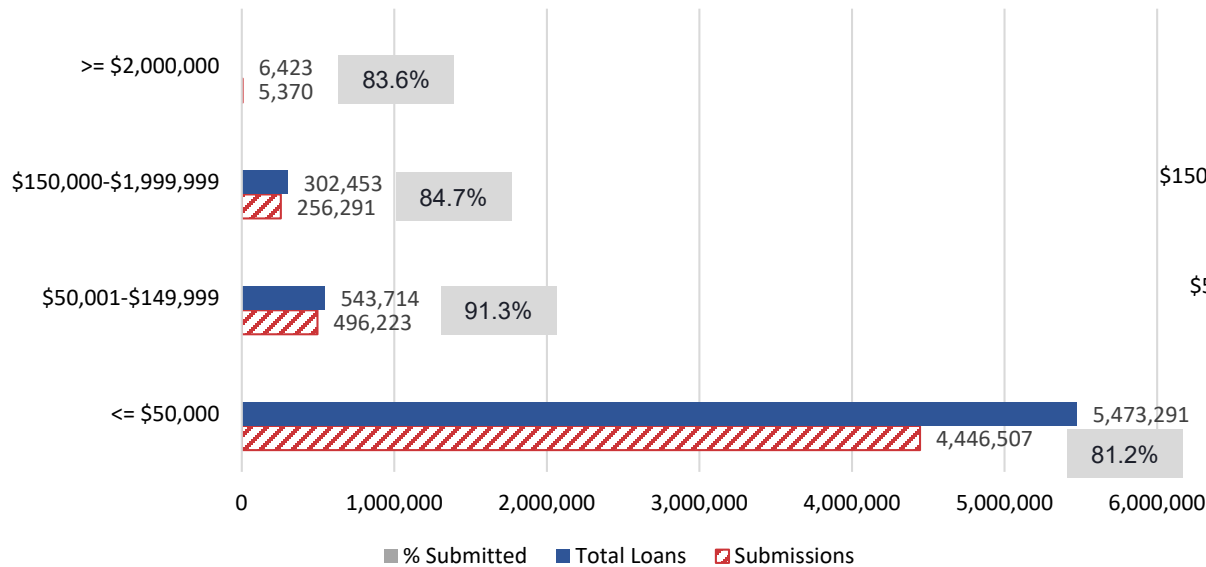


# Forgiveness Platform Lender Submission Metrics | May 15

Data as of May 15, 11:59 PM ET  
2021 PPP Loan Population

2021 PPP Loan Population		Forgiveness Requests To Date		Payments To Date	
Count of Loans	Total Loan Value	Count of Applications	Total Forgiveness Amount Requested	Count of Payments	Total Forgiveness Paid
6,325,881	\$270,583,570,589	5,204,391	\$229,043,240,962	5,169,389	\$226,205,005,222
		82% of 2021 PPP loans have submitted forgiveness applications	Forgiveness has been requested for 85% of the total loan value of 2021 PPP loans	82% of 2021 PPP loans have been fully or partially forgiven	83% of the total 2021 PPP loan value has been forgiven, in full or in part
		4,550 lenders have requested forgiveness for 2021 PPP loans			

Number of Submissions, by Loan Amount



Value of Submissions, by Dollar Amount

