

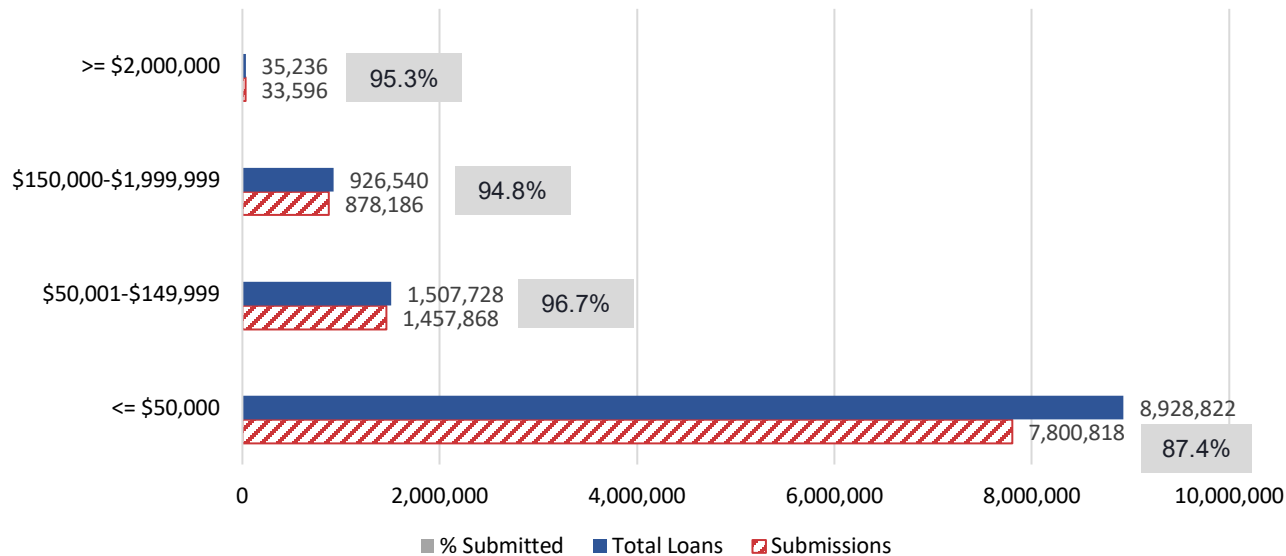
# Forgiveness Platform Lender Submission Metrics | May 29

Data as of May 29, 11:59 PM ET

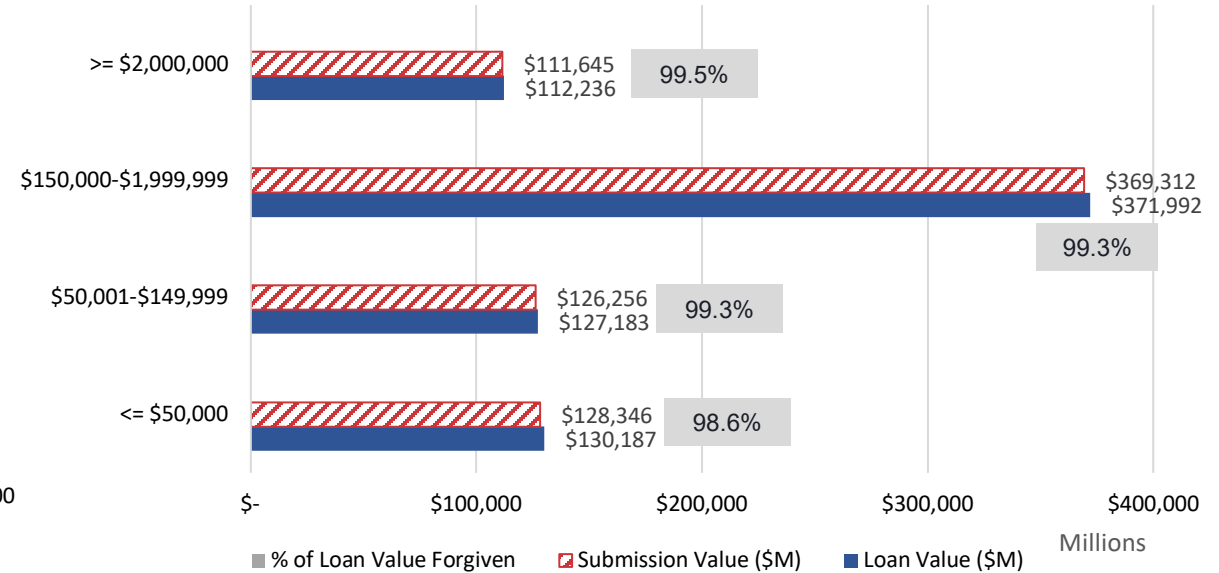
## Summary

Total PPP Loan Population		Forgiveness Requests To Date		Payments To Date	
Count of Loans	Total Loan Value	Count of Applications	Total Forgiveness Amount Requested	Count of Payments	Total Forgiveness Paid
11,398,326	\$788,295,482,948	10,170,468	\$735,558,952,435	10,116,813	\$732,006,703,825
		89% of all PPP loans have submitted forgiveness applications	Forgiveness has been requested for 93% of the total loan value of all PPP loans	89% of all PPP loans have been fully or partially forgiven	93% of the total PPP loan value has been forgiven, in full or in part
		4,735 lenders have requested forgiveness for all PPP loans			

Number of Submissions, by Loan Amount



Value of Submissions, by Dollar Amount



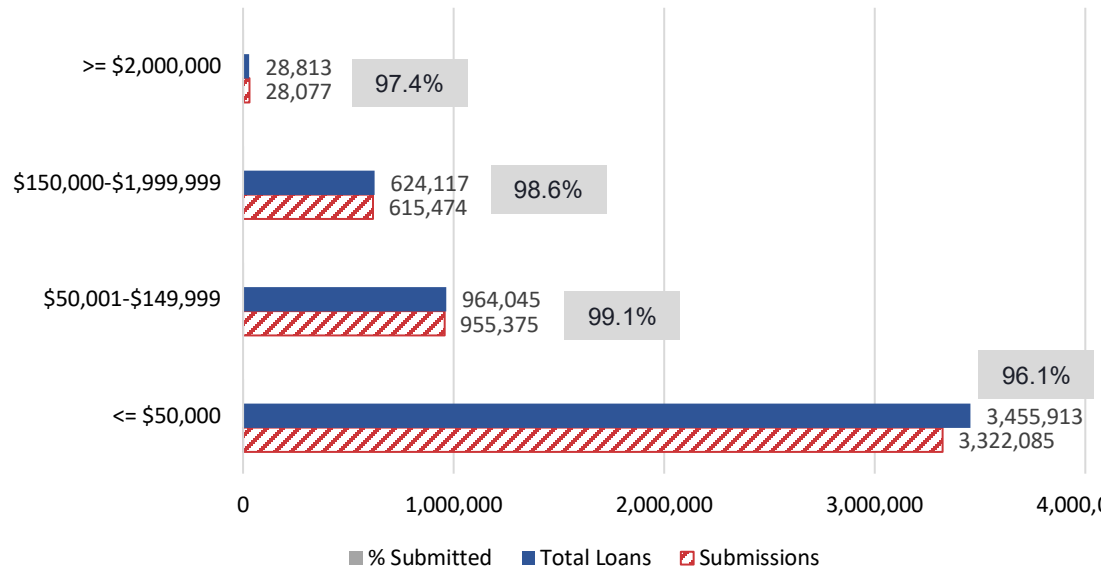
Millions  
May 31, 2022

# Forgiveness Platform Lender Submission Metrics | May 29


Data as of May 29, 11:59 PM ET  
2020 PPP Loan Population

2020 PPP Loan Population		Forgiveness Requests To Date		Payments To Date	
Count of Loans	Total Loan Value	Count of Applications	Total Forgiveness Amount Requested	Count of Payments	Total Forgiveness Paid
5,072,888	\$517,733,354,630	4,921,011	\$502,483,424,928	4,899,831	\$501,839,405,877
		97% of 2020 PPP loans have submitted forgiveness applications	Forgiveness has been requested for 97% of the total loan value of 2020 PPP loans	96% of 2020 PPP loans have been fully or partially forgiven	97% of the total 2020 PPP loan value has been forgiven, in full or in part
		4,677 lenders have requested forgiveness for 2020 PPP loans			

Number of Submissions, by Loan Amount



Value of Submissions, by Dollar Amount



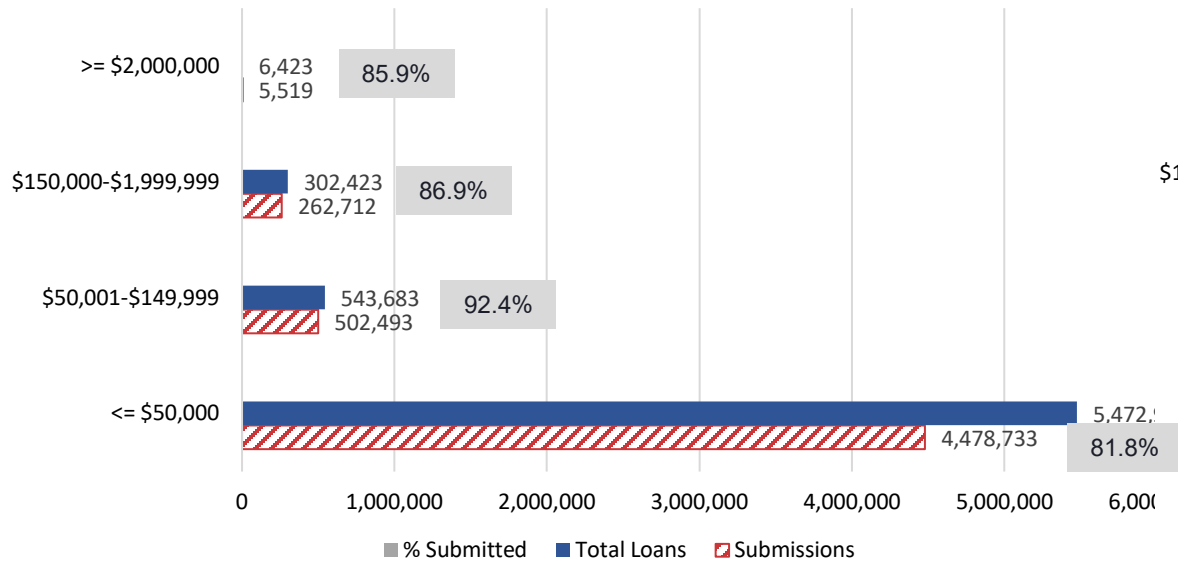
May 31, 2022

# Forgiveness Platform Lender Submission Metrics | May 29

Data as of May 29, 11:59 PM ET  
2021 PPP Loan Population

2021 PPP Loan Population		Forgiveness Requests To Date		Payments To Date	
Count of Loans	Total Loan Value	Count of Applications	Total Forgiveness Amount Requested	Count of Payments	Total Forgiveness Paid
6,325,438	\$270,562,128,317	5,249,457	\$233,075,527,506	5,216,982	\$230,167,297,949
		83% of 2021 PPP loans have submitted forgiveness applications	Forgiveness has been requested for 86% of the total loan value of 2021 PPP loans	82% of 2021 PPP loans have been fully or partially forgiven	85% of the total 2021 PPP loan value has been forgiven, in full or in part
		4,544 lenders have requested forgiveness for 2021 PPP loans			

Number of Submissions, by Loan Amount



Value of Submissions, by Dollar Amount

