

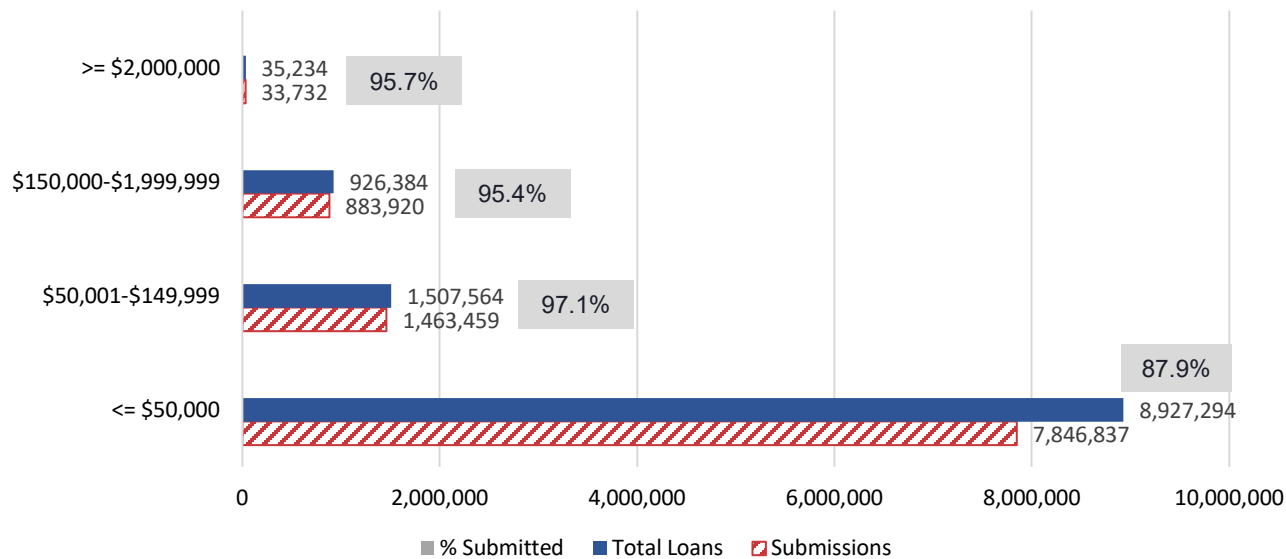
Forgiveness Platform Lender Submission Metrics | June 12

Data as of June 12, 11:59 PM ET

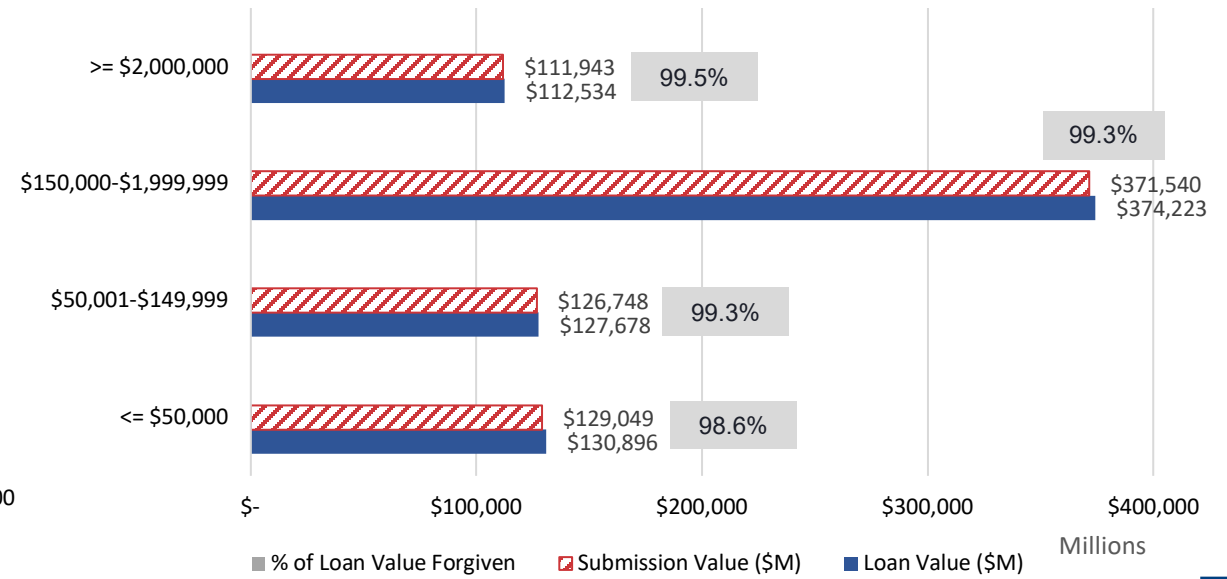
Summary

| Total PPP Loan Population | | Forgiveness Requests To Date | | Payments To Date | |
|---------------------------|-------------------|--|---|--|---|
| Count of Loans | Total Loan Value | Count of Applications | Total Forgiveness Amount Requested | Count of Payments | Total Forgiveness Paid |
| 11,396,476 | \$788,195,117,003 | 10,227,948 | \$739,280,497,967 | 10,166,075 | \$736,074,418,787 |
| | | 90% of all PPP loans have submitted forgiveness applications | Forgiveness has been requested for 94% of the total loan value of all PPP loans | 89% of all PPP loans have been fully or partially forgiven | 93% of the total PPP loan value has been forgiven, in full or in part |
| | | 4,734 lenders have requested forgiveness for all PPP loans | | | |

Number of Submissions, by Loan Amount



Value of Submissions, by Dollar Amount



June 13, 2022

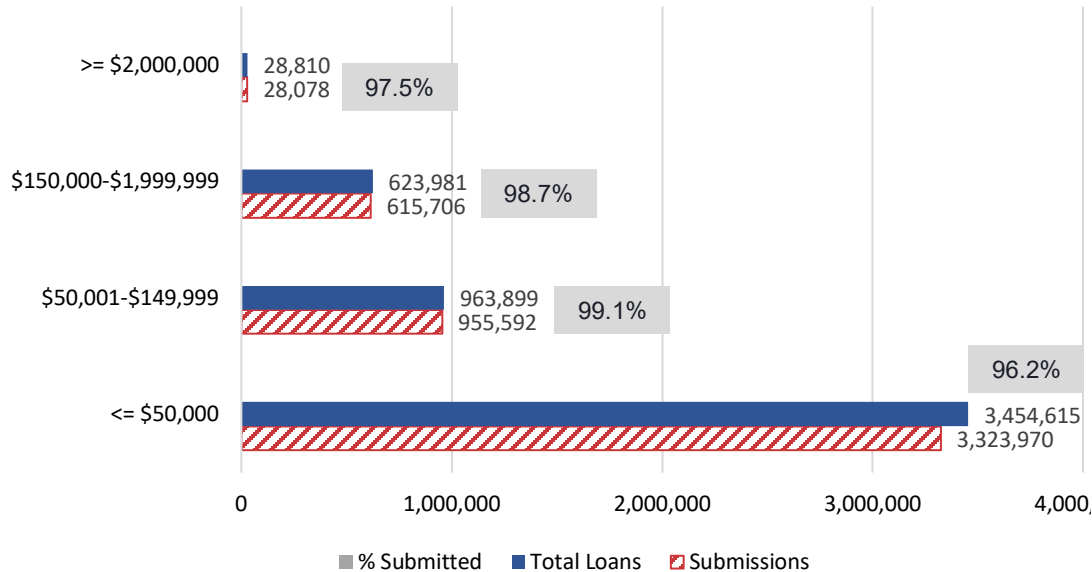
Forgiveness Platform Lender Submission Metrics | June 12

Data as of June 12, 11:59 PM ET


2020 PPP Loan Population

| 2020 PPP Loan Population | | Forgiveness Requests To Date | | Payments To Date | |
|--------------------------|-------------------|---|--|---|--|
| Count of Loans | Total Loan Value | Count of Applications | Total Forgiveness Amount Requested | Count of Payments | Total Forgiveness Paid |
| 5,071,305 | \$517,644,164,226 | 4,923,346 | \$502,594,976,971 | 4,902,001 | \$502,184,607,540 |
| | | 97% of 2020 PPP loans have submitted forgiveness applications | Forgiveness has been requested for 97% of the total loan value of 2020 PPP loans | 97% of 2020 PPP loans have been fully or partially forgiven | 97% of the total 2020 PPP loan value has been forgiven, in full or in part |
| | | 4,676 lenders have requested forgiveness for 2020 PPP loans | | | |

Number of Submissions, by Loan Amount



Value of Submissions, by Dollar Amount



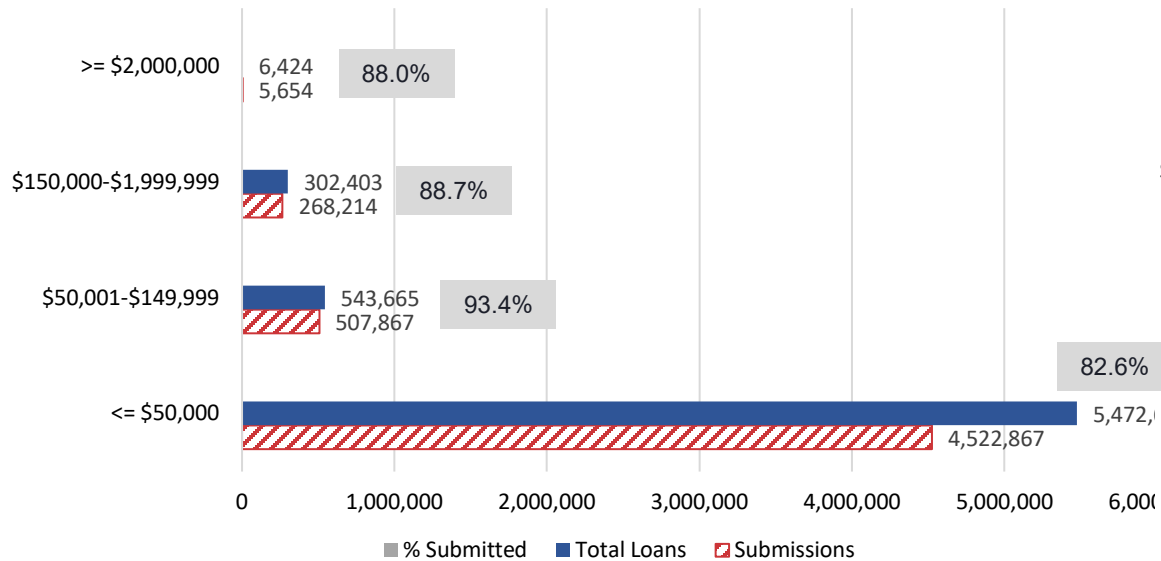
June 13, 2022

Forgiveness Platform Lender Submission Metrics | June 12

Data as of June 12, 11:59 PM ET
2021 PPP Loan Population

| 2021 PPP Loan Population | | Forgiveness Requests To Date | | Payments To Date | |
|--------------------------|-------------------|---|--|---|--|
| Count of Loans | Total Loan Value | Count of Applications | Total Forgiveness Amount Requested | Count of Payments | Total Forgiveness Paid |
| 6,325,171 | \$270,550,952,777 | 5,304,602 | \$236,685,520,997 | 5,264,074 | \$233,889,811,247 |
| | | 84% of 2021 PPP loans have submitted forgiveness applications | Forgiveness has been requested for 87% of the total loan value of 2021 PPP loans | 83% of 2021 PPP loans have been fully or partially forgiven | 86% of the total 2021 PPP loan value has been forgiven, in full or in part |
| | | 4,542 lenders have requested forgiveness for 2021 PPP loans | | | |

Number of Submissions, by Loan Amount



Value of Submissions, by Dollar Amount

