

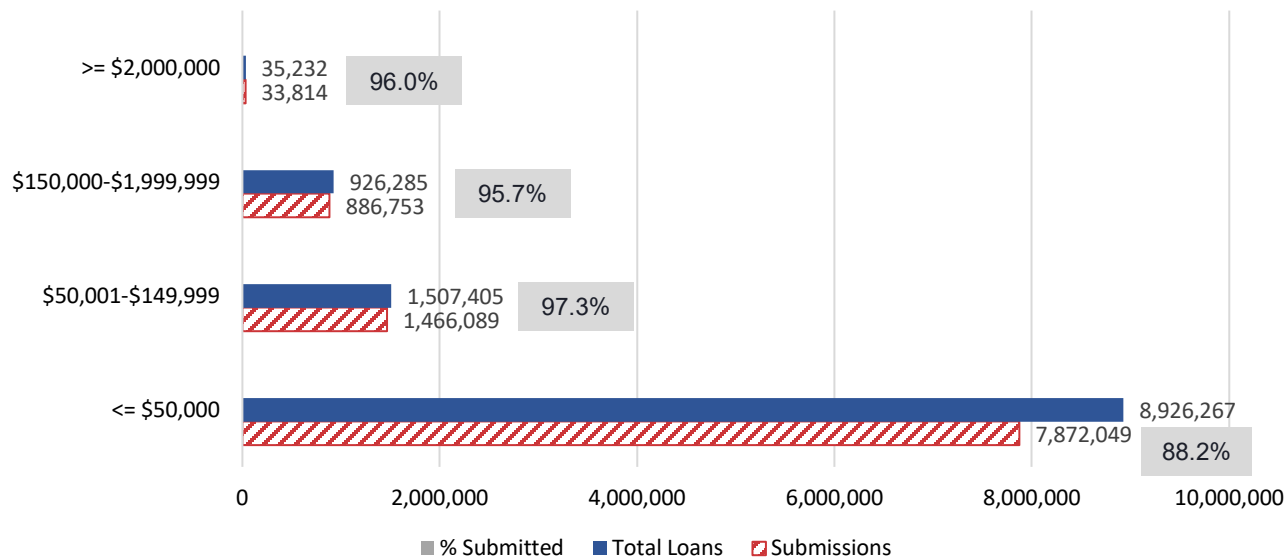
Forgiveness Platform Lender Submission Metrics | June 20

Data as of June 20, 11:59 PM ET

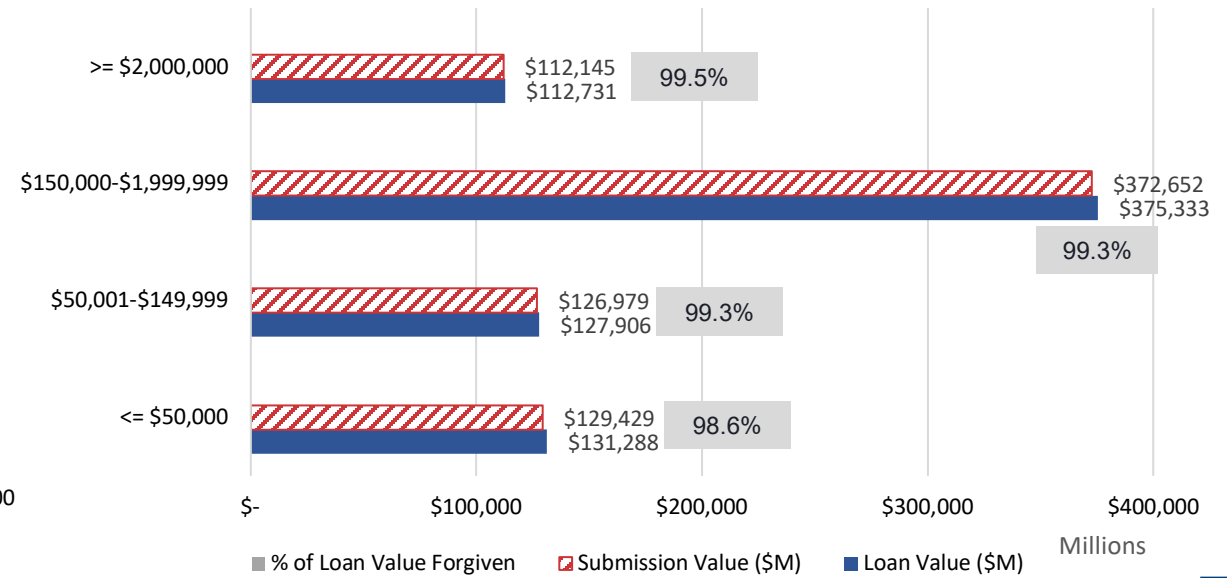
Summary

Total PPP Loan Population		Forgiveness Requests To Date		Payments To Date	
Count of Loans	Total Loan Value	Count of Applications	Total Forgiveness Amount Requested	Count of Payments	Total Forgiveness Paid
11,395,189	\$788,128,589,764	10,258,705	\$741,204,742,653	10,195,163	\$738,178,532,210
		90% of all PPP loans have submitted forgiveness applications	Forgiveness has been requested for 94% of the total loan value of all PPP loans	89% of all PPP loans have been fully or partially forgiven	94% of the total PPP loan value has been forgiven, in full or in part
		4,734 lenders have requested forgiveness for all PPP loans			

Number of Submissions, by Loan Amount



Value of Submissions, by Dollar Amount



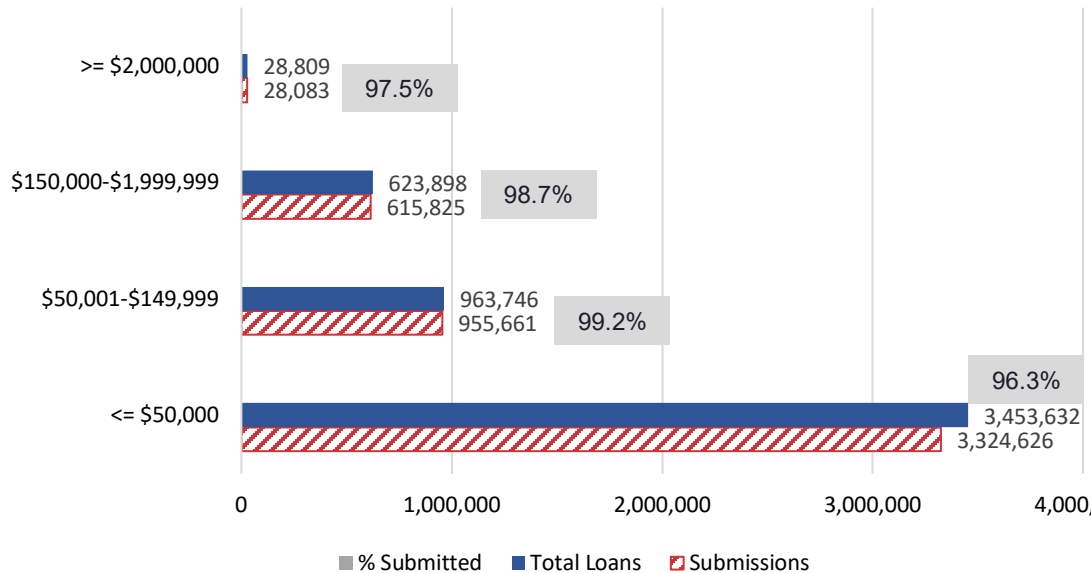
June 21, 2022

Forgiveness Platform Lender Submission Metrics | June 20


Data as of June 20, 11:59 PM ET
2020 PPP Loan Population

2020 PPP Loan Population		Forgiveness Requests To Date		Payments To Date	
Count of Loans	Total Loan Value	Count of Applications	Total Forgiveness Amount Requested	Count of Payments	Total Forgiveness Paid
5,070,085	\$517,586,431,716	4,924,195	\$502,646,599,481	4,903,181	\$502,378,128,335
		97% of 2020 PPP loans have submitted forgiveness applications	Forgiveness has been requested for 97% of the total loan value of 2020 PPP loans	97% of 2020 PPP loans have been fully or partially forgiven	97% of the total 2020 PPP loan value has been forgiven, in full or in part
		4,676 lenders have requested forgiveness for 2020 PPP loans			

Number of Submissions, by Loan Amount



Value of Submissions, by Dollar Amount

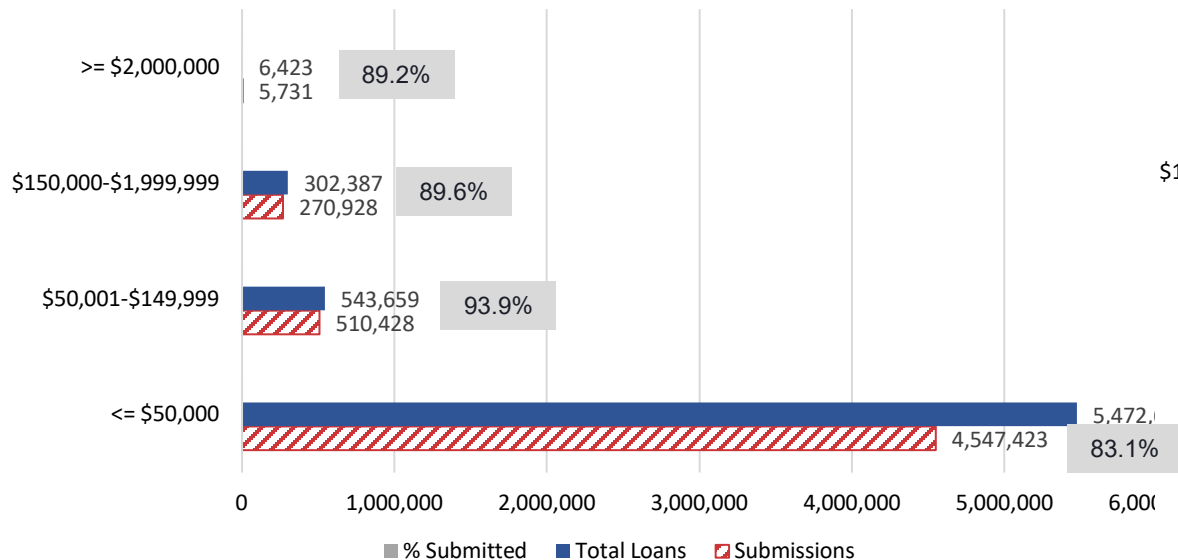


Forgiveness Platform Lender Submission Metrics | June 20

Data as of June 20, 11:59 PM ET
2021 PPP Loan Population

2021 PPP Loan Population		Forgiveness Requests To Date		Payments To Date	
Count of Loans	Total Loan Value	Count of Applications	Total Forgiveness Amount Requested	Count of Payments	Total Forgiveness Paid
6,325,104	\$270,542,158,048	5,334,510	\$238,558,143,172	5,291,982	\$235,800,403,875
		84% of 2021 PPP loans have submitted forgiveness applications	Forgiveness has been requested for 88% of the total loan value of 2021 PPP loans	84% of 2021 PPP loans have been fully or partially forgiven	87% of the total 2021 PPP loan value has been forgiven, in full or in part
		4,542 lenders have requested forgiveness for 2021 PPP loans			

Number of Submissions, by Loan Amount



Value of Submissions, by Dollar Amount

