

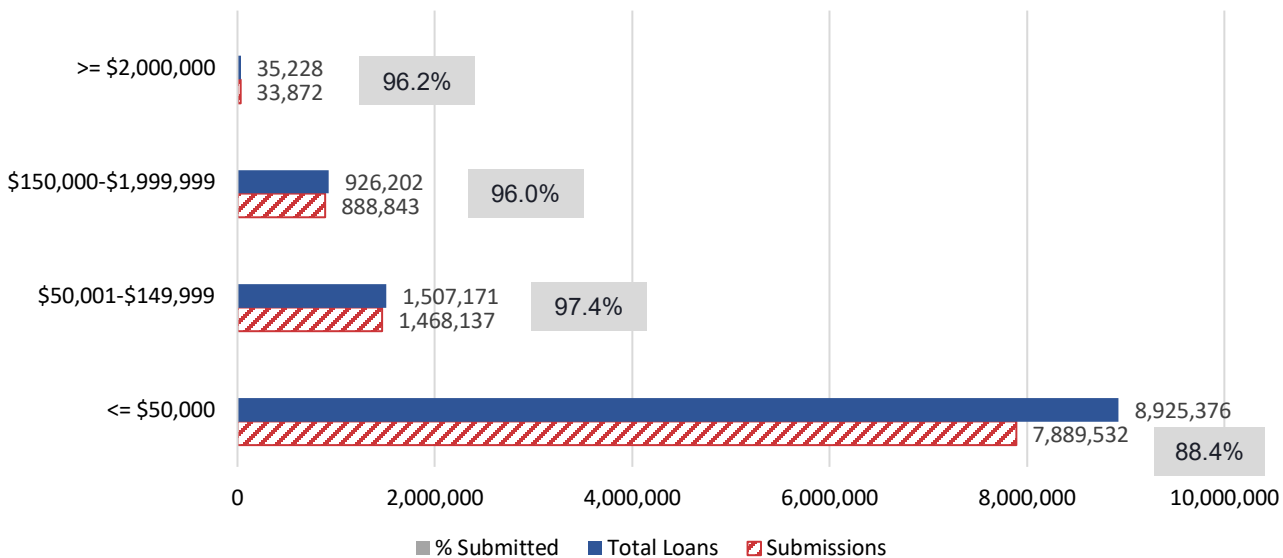
# Forgiveness Platform Lender Submission Metrics | June 26

Data as of June 26, 11:59 PM ET

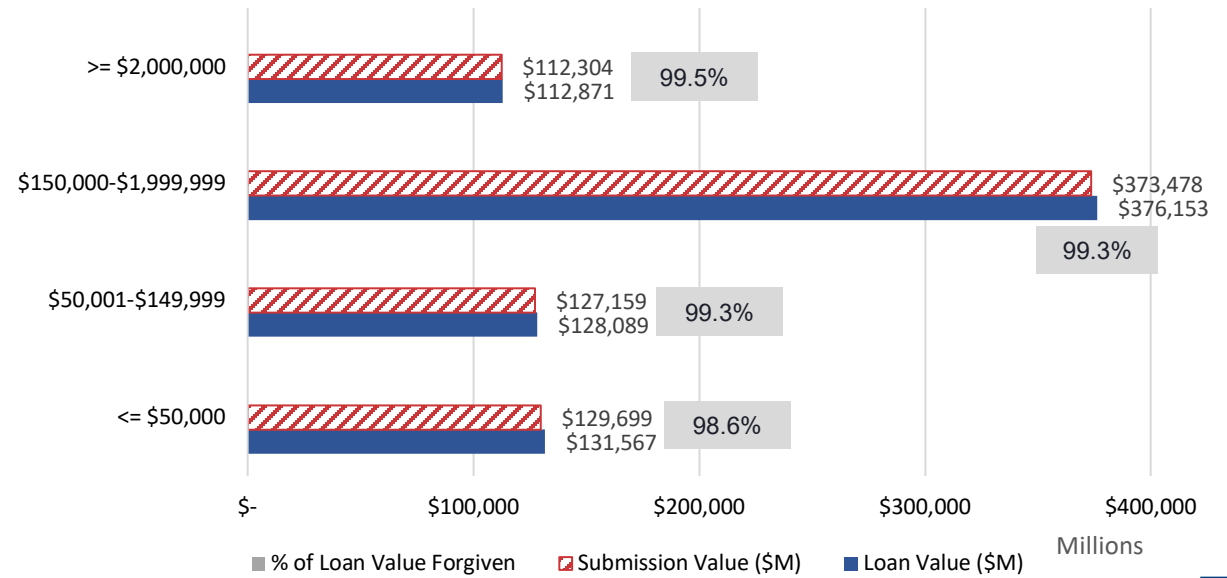
## Summary

Total PPP Loan Population		Forgiveness Requests To Date		Payments To Date	
Count of Loans	Total Loan Value	Count of Applications	Total Forgiveness Amount Requested	Count of Payments	Total Forgiveness Paid
11,393,977	\$788,044,828,914	10,280,384	\$742,639,942,011	10,221,845	\$739,946,476,286
		90% of all PPP loans have submitted forgiveness applications	Forgiveness has been requested for 94% of the total loan value of all PPP loans	90% of all PPP loans have been fully or partially forgiven	94% of the total PPP loan value has been forgiven, in full or in part
		4,727 lenders have requested forgiveness for all PPP loans			

Number of Submissions, by Loan Amount



Value of Submissions, by Dollar Amount



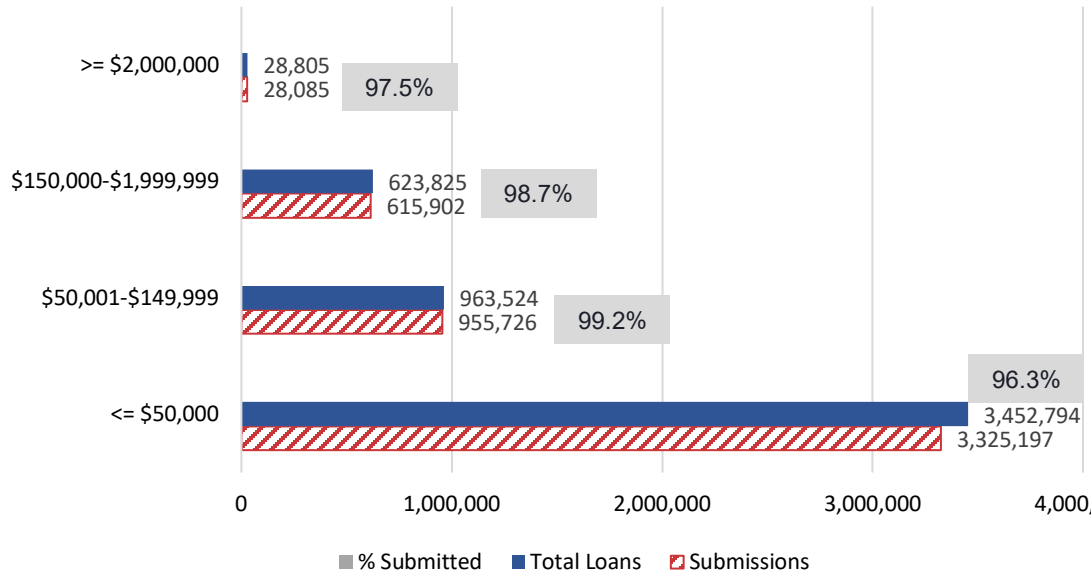
Millions  
June 27, 2022

# Forgiveness Platform Lender Submission Metrics | June 26


Data as of June 26, 11:59 PM ET  
**2020 PPP Loan Population**

2020 PPP Loan Population		Forgiveness Requests To Date		Payments To Date	
Count of Loans	Total Loan Value	Count of Applications	Total Forgiveness Amount Requested	Count of Payments	Total Forgiveness Paid
5,068,948	\$517,508,063,941	4,924,910	\$502,681,700,588	4,903,849	\$502,469,912,388
		97% of 2020 PPP loans have submitted forgiveness applications	Forgiveness has been requested for 97% of the total loan value of 2020 PPP loans	97% of 2020 PPP loans have been fully or partially forgiven	97% of the total 2020 PPP loan value has been forgiven, in full or in part
		4,670 lenders have requested forgiveness for 2020 PPP loans			

Number of Submissions, by Loan Amount



Value of Submissions, by Dollar Amount

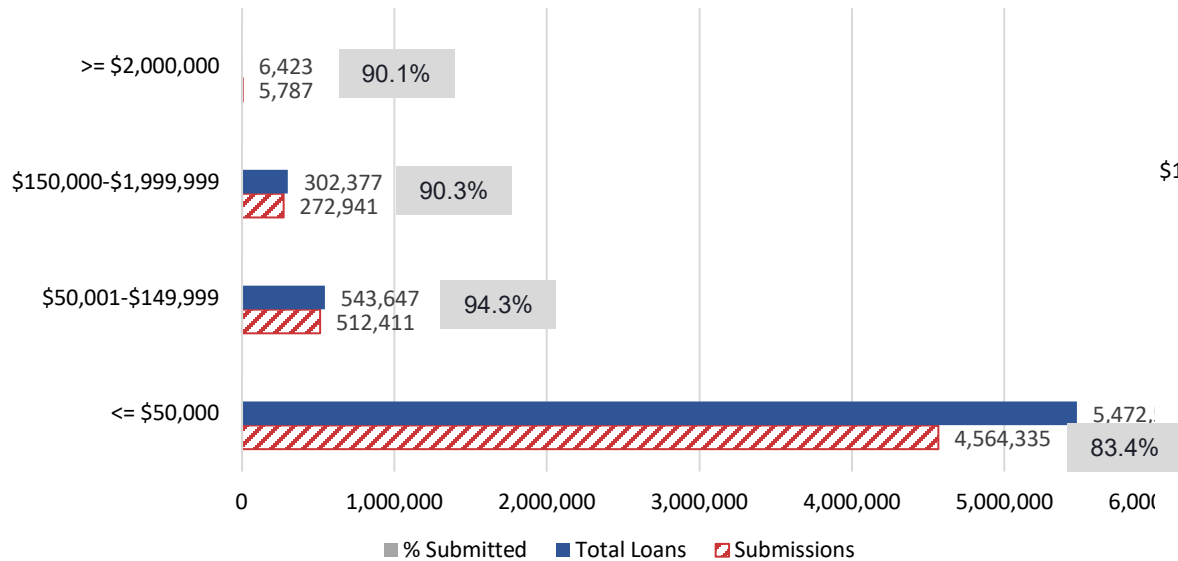


# Forgiveness Platform Lender Submission Metrics | June 26

Data as of June 26, 11:59 PM ET  
2021 PPP Loan Population

2021 PPP Loan Population		Forgiveness Requests To Date		Payments To Date	
Count of Loans	Total Loan Value	Count of Applications	Total Forgiveness Amount Requested	Count of Payments	Total Forgiveness Paid
6,325,029	\$270,536,764,973	5,355,474	\$239,958,241,423	5,317,996	\$237,476,563,898
		85% of 2021 PPP loans have submitted forgiveness applications	Forgiveness has been requested for 89% of the total loan value of 2021 PPP loans	84% of 2021 PPP loans have been fully or partially forgiven	88% of the total 2021 PPP loan value has been forgiven, in full or in part
		4,536 lenders have requested forgiveness for 2021 PPP loans			

Number of Submissions, by Loan Amount



Value of Submissions, by Dollar Amount

