

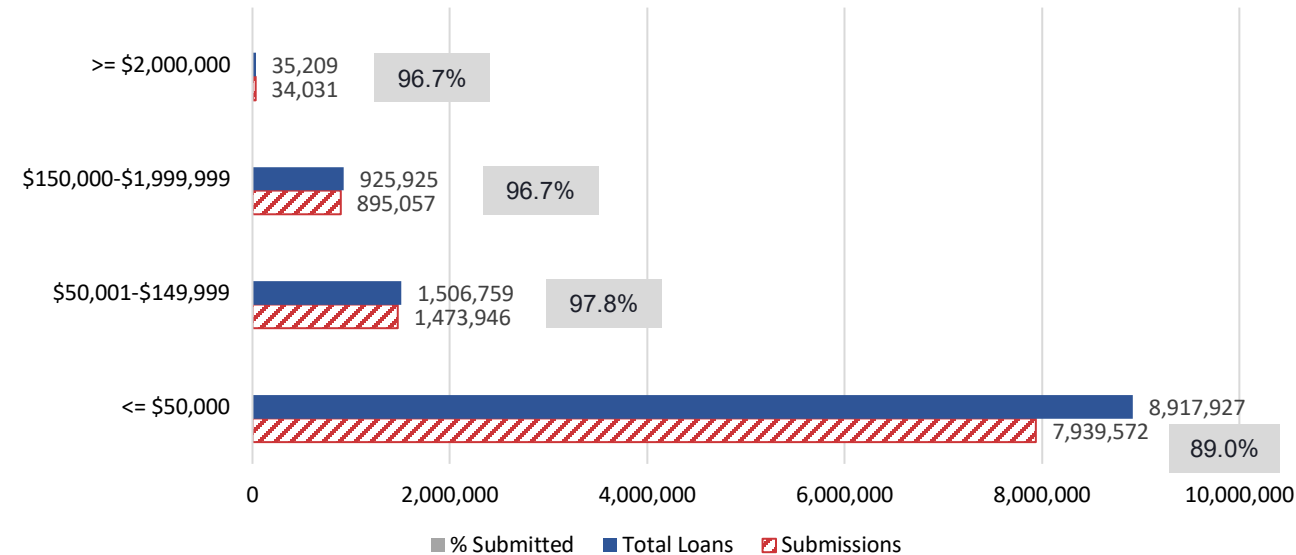
Forgiveness Platform Lender Submission Metrics | July 17

Data as of July 17, 11:59 PM ET

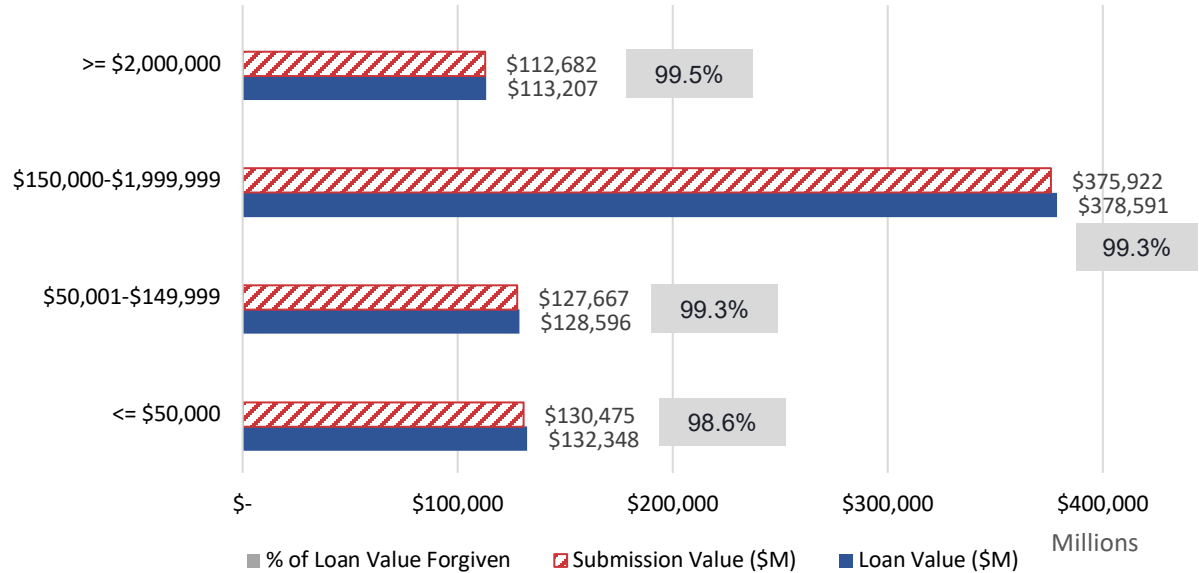
Summary

Total PPP Loan Population		Forgiveness Requests To Date		Payments To Date	
Count of Loans	Total Loan Value	Count of Applications	Total Forgiveness Amount Requested	Count of Payments	Total Forgiveness Paid
11,385,820	\$787,738,556,240	10,342,606	746,745,671,524	10,288,154	\$744,576,562,389
		91% of all PPP loans have submitted forgiveness applications	Forgiveness has been requested for 95% of the total loan value of all PPP loans	90% of all PPP loans have been fully or partially forgiven	94% of the total PPP loan value has been forgiven, in full or in part
		4,724 lenders have requested forgiveness for all PPP loans			

Number of Submissions, by Loan Amount



Value of Submissions, by Dollar Amount



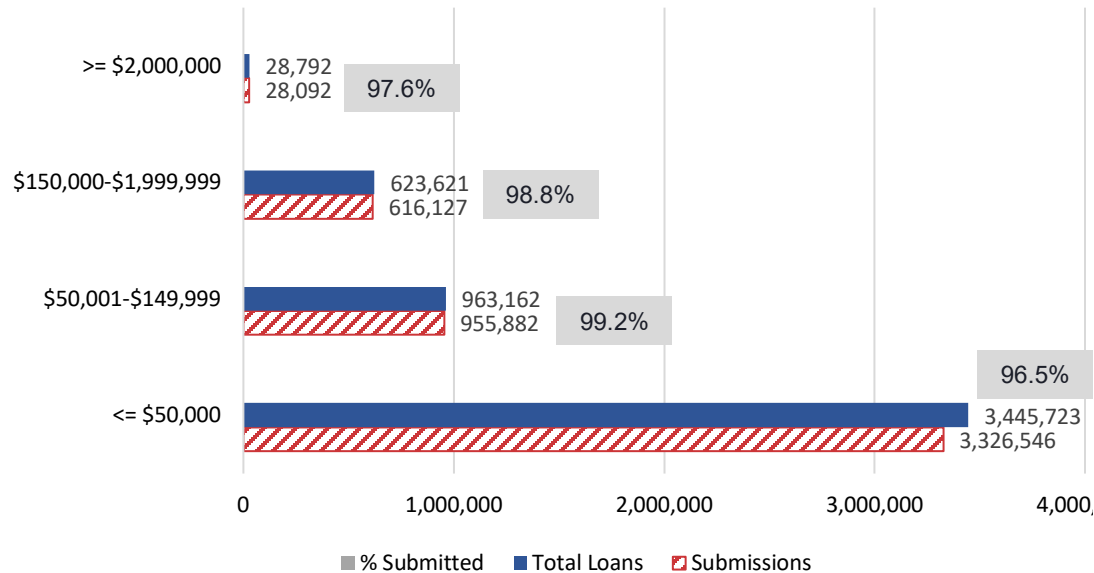
Millions
July 19, 2022

Forgiveness Platform Lender Submission Metrics | July 17


Data as of July 17, 11:59 PM ET
2020 PPP Loan Population

2020 PPP Loan Population		Forgiveness Requests To Date		Payments To Date	
Count of Loans	Total Loan Value	Count of Applications	Total Forgiveness Amount Requested	Count of Payments	Total Forgiveness Paid
5,061,298	\$517,256,539,844	4,926,647	\$502,791,528,992	4,905,916	\$502,891,958,889
		97% of 2020 PPP loans have submitted forgiveness applications	Forgiveness has been requested for 97% of the total loan value of 2020 PPP loans	97% of 2020 PPP loans have been fully or partially forgiven	97% of the total 2020 PPP loan value has been forgiven, in full or in part
		4,665 lenders have requested forgiveness for 2020 PPP loans			

Number of Submissions, by Loan Amount



Value of Submissions, by Dollar Amount



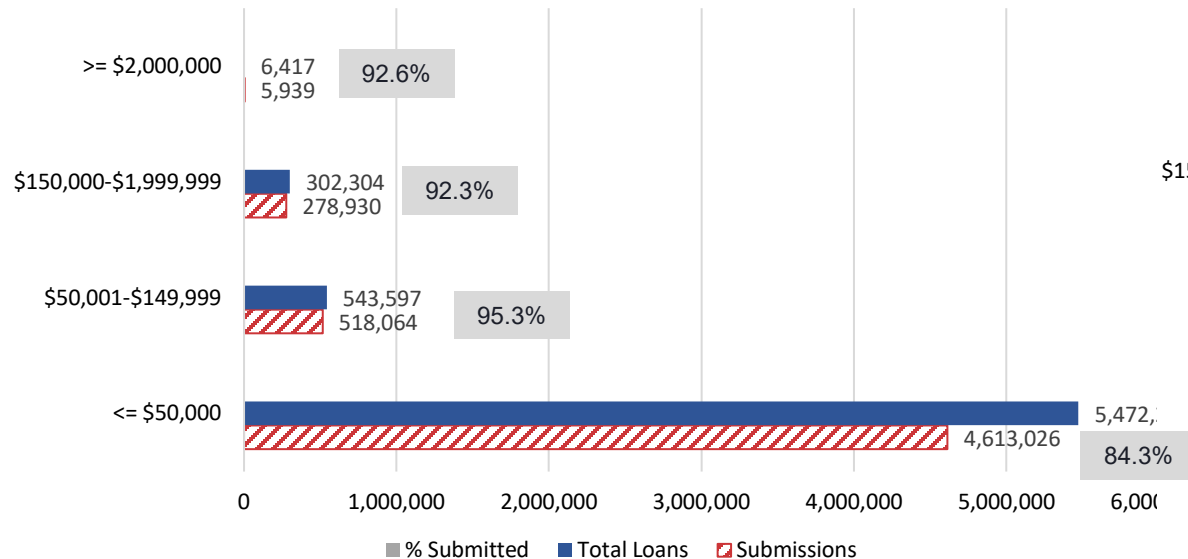
July 19, 2022

Forgiveness Platform Lender Submission Metrics | July 17

Data as of July 17, 11:59 PM ET
2021 PPP Loan Population

2021 PPP Loan Population		Forgiveness Requests To Date		Payments To Date	
Count of Loans	Total Loan Value	Count of Applications	Total Forgiveness Amount Requested	Count of Payments	Total Forgiveness Paid
6,324,522	\$270,482,016,396	5,415,959	\$243,954,142,531	5,382,238	\$241,684,603,500
		86% of 2021 PPP loans have submitted forgiveness applications	Forgiveness has been requested for 90% of the total loan value of 2021 PPP loans	84% of 2021 PPP loans have been fully or partially forgiven	89% of the total 2021 PPP loan value has been forgiven, in full or in part
		4,531 lenders have requested forgiveness for 2021 PPP loans			

Number of Submissions, by Loan Amount



Value of Submissions, by Dollar Amount

