

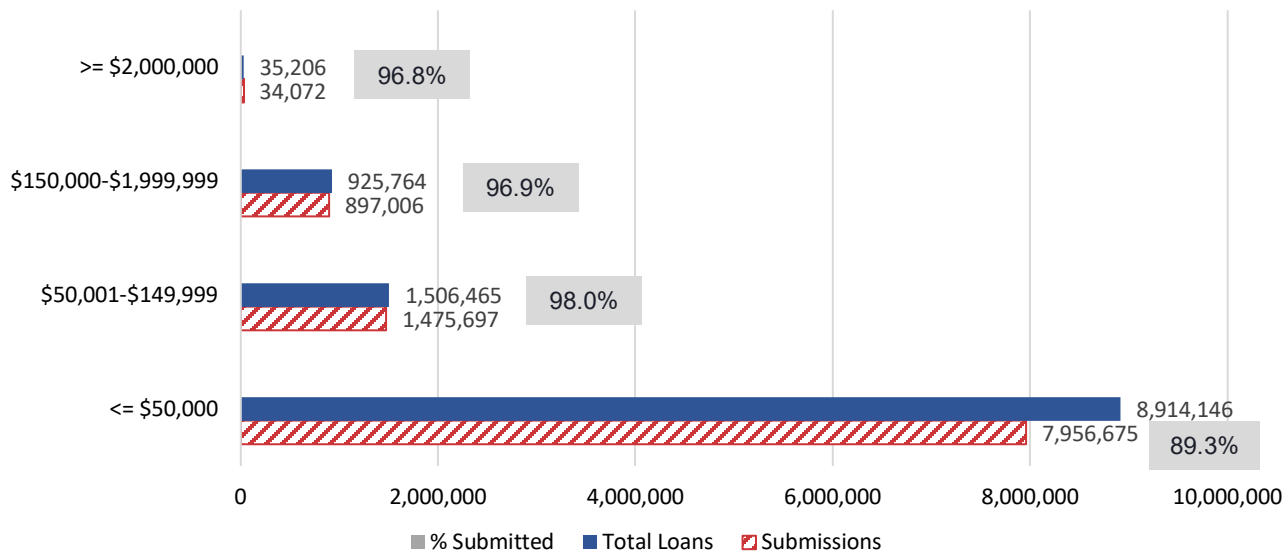
Forgiveness Platform Lender Submission Metrics | July 24

Data as of July 24, 11:59 PM ET

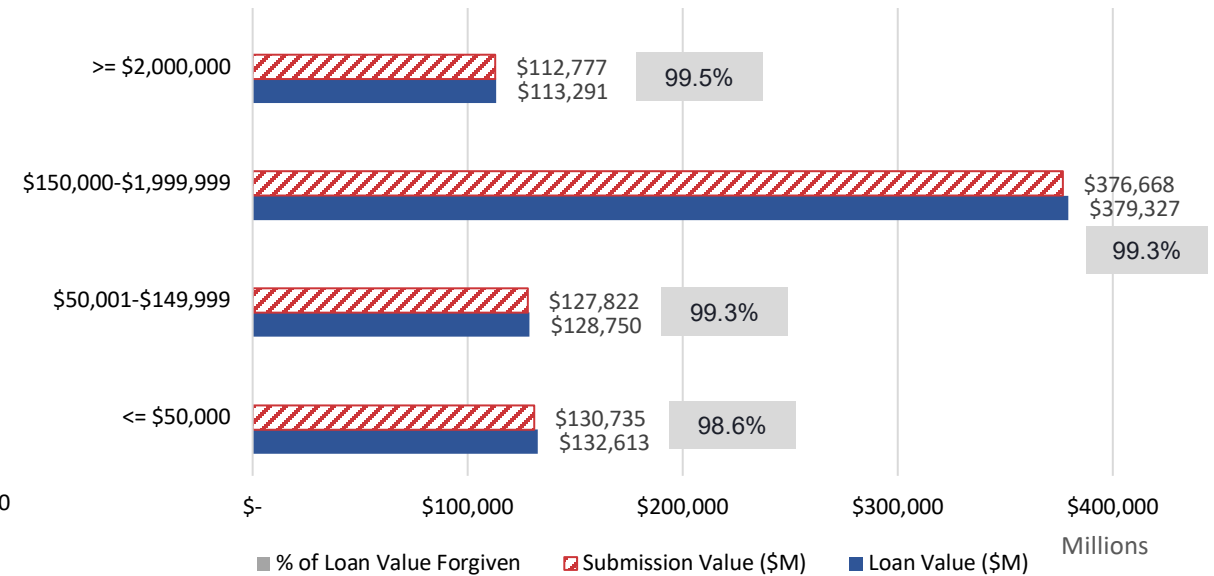
Summary

Total PPP Loan Population		Forgiveness Requests To Date		Payments To Date	
Count of Loans	Total Loan Value	Count of Applications	Total Forgiveness Amount Requested	Count of Payments	Total Forgiveness Paid
11,381,581	\$787,605,085,964	10,363,450	748,001,869,657	10,308,890	\$745,998,937,303
		91% of all PPP loans have submitted forgiveness applications	Forgiveness has been requested for 95% of the total loan value of all PPP loans	90% of all PPP loans have been fully or partially forgiven	95% of the total PPP loan value has been forgiven, in full or in part
		4,721 lenders have requested forgiveness for all PPP loans			

Number of Submissions, by Loan Amount



Value of Submissions, by Dollar Amount



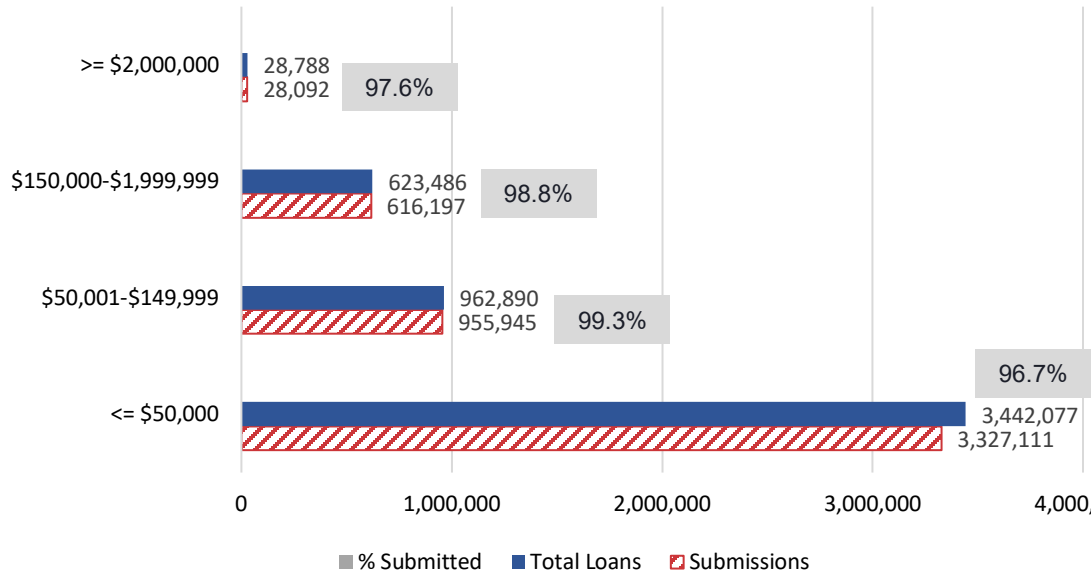
Millions
July 25, 2022

Forgiveness Platform Lender Submission Metrics | July 24


Data as of July 24, 11:59 PM ET
2020 PPP Loan Population

2020 PPP Loan Population		Forgiveness Requests To Date		Payments To Date	
Count of Loans	Total Loan Value	Count of Applications	Total Forgiveness Amount Requested	Count of Payments	Total Forgiveness Paid
5,057,241	\$517,132,779,082	4,927,345	\$502,820,659,919	4,906,499	\$502,989,310,197
		97% of 2020 PPP loans have submitted forgiveness applications	Forgiveness has been requested for 97% of the total loan value of 2020 PPP loans	97% of 2020 PPP loans have been fully or partially forgiven	97% of the total 2020 PPP loan value has been forgiven, in full or in part
		4,663 lenders have requested forgiveness for 2020 PPP loans			

Number of Submissions, by Loan Amount



Value of Submissions, by Dollar Amount



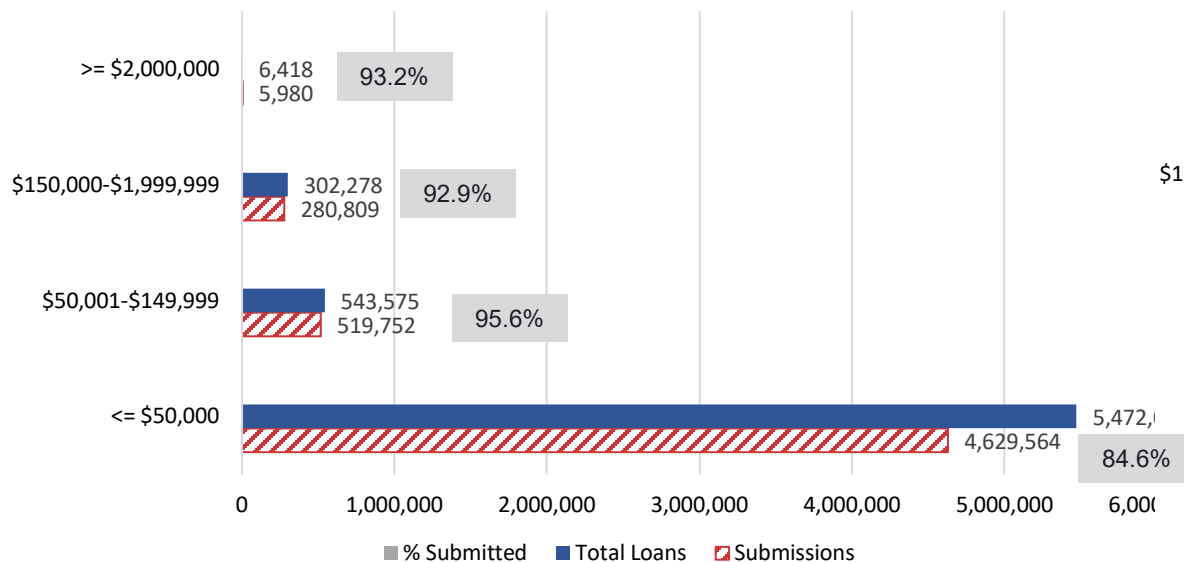
July 25, 2022

Forgiveness Platform Lender Submission Metrics | July 24

Data as of July 24, 11:59 PM ET
2021 PPP Loan Population

2021 PPP Loan Population		Forgiveness Requests To Date		Payments To Date	
Count of Loans	Total Loan Value	Count of Applications	Total Forgiveness Amount Requested	Count of Payments	Total Forgiveness Paid
6,324,340	\$270,472,306,882	5,436,105	\$245,181,209,737	5,402,391	\$243,009,627,106
		86% of 2021 PPP loans have submitted forgiveness applications	Forgiveness has been requested for 91% of the total loan value of 2021 PPP loans	85% of 2021 PPP loans have been fully or partially forgiven	90% of the total 2021 PPP loan value has been forgiven, in full or in part
		4,530 lenders have requested forgiveness for 2021 PPP loans			

Number of Submissions, by Loan Amount



Value of Submissions, by Dollar Amount

