

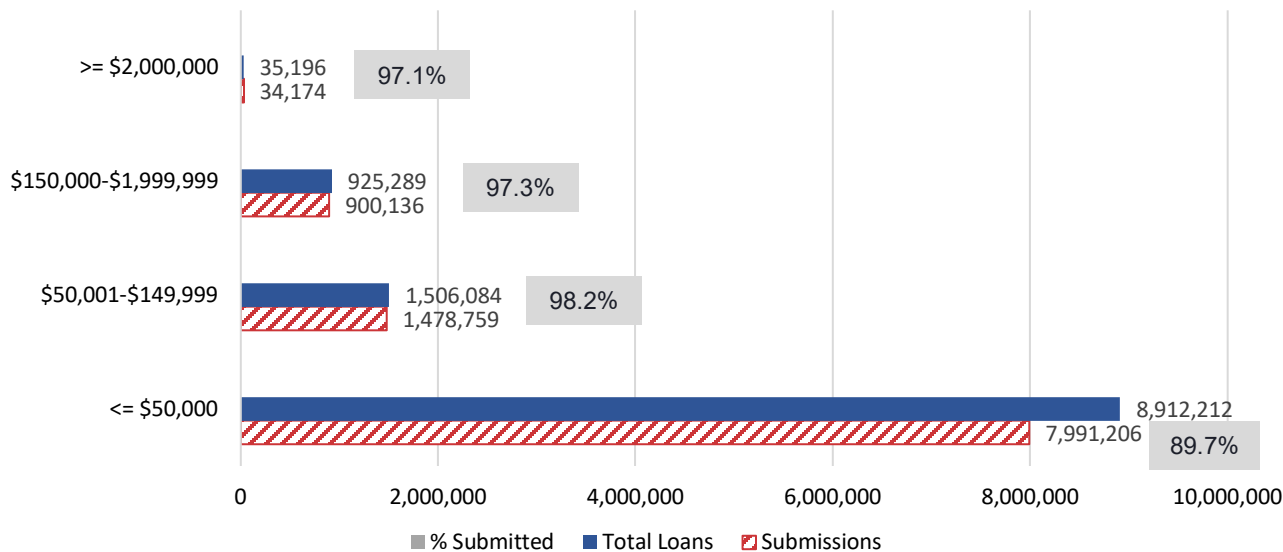
# Forgiveness Platform Lender Submission Metrics | August 07

Data as of August 07, 11:59 PM ET


## Summary

| Total PPP Loan Population |                   | Forgiveness Requests To Date                                 |   | Payments To Date   |   |
|---------------------------|-------------------|--|---|--|---|
| Count of Loans            | Total Loan Value  | Count of Applications  | Total Forgiveness Amount Requested  | Count of Payments  | Total Forgiveness Paid  |
| 11,378,781                | \$787,342,115,079 | 10,404,275   | \$750,271,328,990   | 10,345,101   | \$748,407,483,692   |
|                           |                   | 91% of all PPP loans have submitted forgiveness applications | Forgiveness has been requested for 95% of the total loan value of all PPP loans | 91% of all PPP loans have been fully or partially forgiven | 95% of the total PPP loan value has been forgiven, in full or in part |
|                           |                   | 4,721 lenders have requested forgiveness for all PPP loans   |   |  |   |

Number of Submissions, by Loan Amount



Value of Submissions, by Dollar Amount



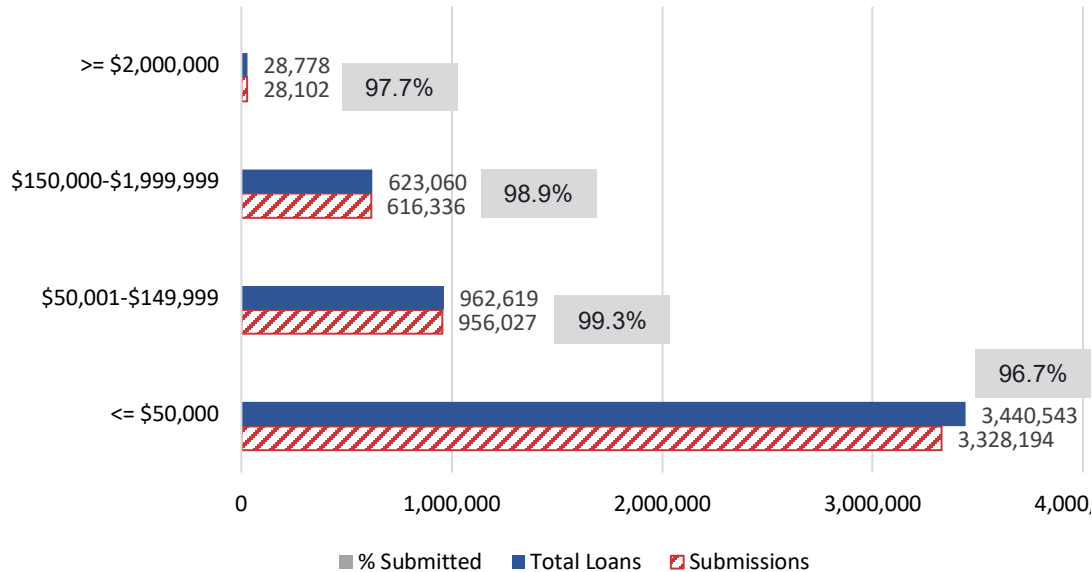
August 9, 2022

# Forgiveness Platform Lender Submission Metrics | August 07


Data as of August 07, 11:59 PM ET  
2020 PPP Loan Population

| 2020 PPP Loan Population |                   | Forgiveness Requests To Date                                  |  | Payments To Date  |  |
|--------------------------|-------------------|---|--|---|--|
| Count of Loans           | Total Loan Value  | Count of Applications   | Total Forgiveness Amount Requested   | Count of Payments   | Total Forgiveness Paid   |
| 5,055,000                | \$516,905,297,896 | 4,928,659   | \$502,909,746,379  | 4,907,523   | \$503,194,778,529  |
|                          |                   | 97% of 2020 PPP loans have submitted forgiveness applications | Forgiveness has been requested for 97% of the total loan value of 2020 PPP loans | 97% of 2020 PPP loans have been fully or partially forgiven | 97% of the total 2020 PPP loan value has been forgiven, in full or in part |
|                          |                   | 4,664 lenders have requested forgiveness for 2020 PPP loans   |  |   |  |

Number of Submissions, by Loan Amount



Value of Submissions, by Dollar Amount



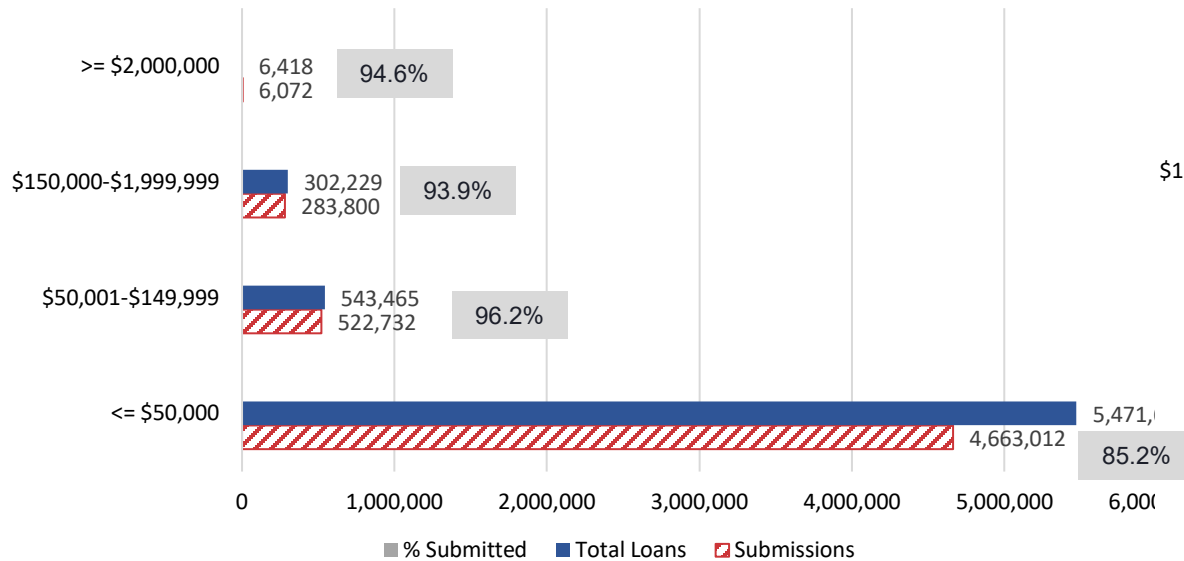
August 9, 2022

# Forgiveness Platform Lender Submission Metrics | August 07

Data as of August 07, 11:59 PM ET  
2021 PPP Loan Population

| 2021 PPP Loan Population |                   | Forgiveness Requests To Date                                  |  | Payments To Date  |  |
|--------------------------|-------------------|---|--|---|--|
| Count of Loans           | Total Loan Value  | Count of Applications   | Total Forgiveness Amount Requested   | Count of Payments   | Total Forgiveness Paid   |
| 6,323,781                | \$270,436,817,183 | 5,475,616   | \$247,361,582,611  | 5,437,578   | \$245,212,705,163  |
|                          |                   | 86% of 2021 PPP loans have submitted forgiveness applications | Forgiveness has been requested for 91% of the total loan value of 2021 PPP loans | 86% of 2021 PPP loans have been fully or partially forgiven | 90% of the total 2021 PPP loan value has been forgiven, in full or in part |
|                          |                   | 4,530 lenders have requested forgiveness for 2021 PPP loans   |  |   |  |

Number of Submissions, by Loan Amount



Value of Submissions, by Dollar Amount

