

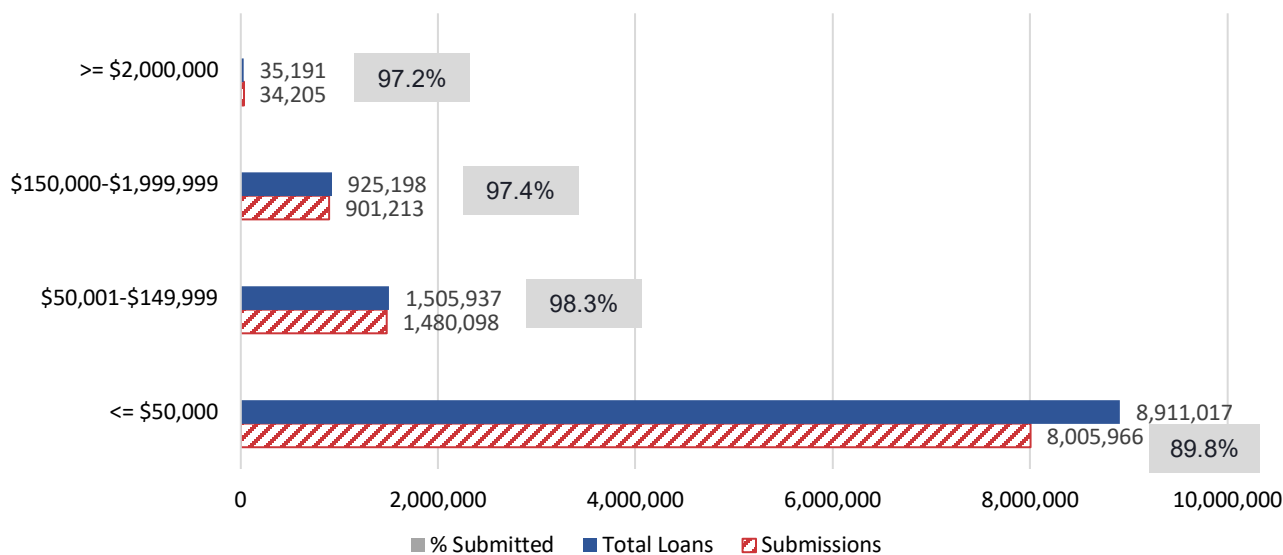
Forgiveness Platform Lender Submission Metrics | August 14

Data as of August 14, 11:59 PM ET


Summary

Total PPP Loan Population		Forgiveness Requests To Date		Payments To Date	
Count of Loans	Total Loan Value	Count of Applications	Total Forgiveness Amount Requested	Count of Payments	Total Forgiveness Paid
11,377,343	\$787,253,224,914	10,421,482	\$751,098,017,786	10,363,375	\$749,446,065,921
		91% of all PPP loans have submitted forgiveness applications	Forgiveness has been requested for 95% of the total loan value of all PPP loans	91% of all PPP loans have been fully or partially forgiven	95% of the total PPP loan value has been forgiven, in full or in part
		4,717 lenders have requested forgiveness for all PPP loans			

Number of Submissions, by Loan Amount



Value of Submissions, by Dollar Amount



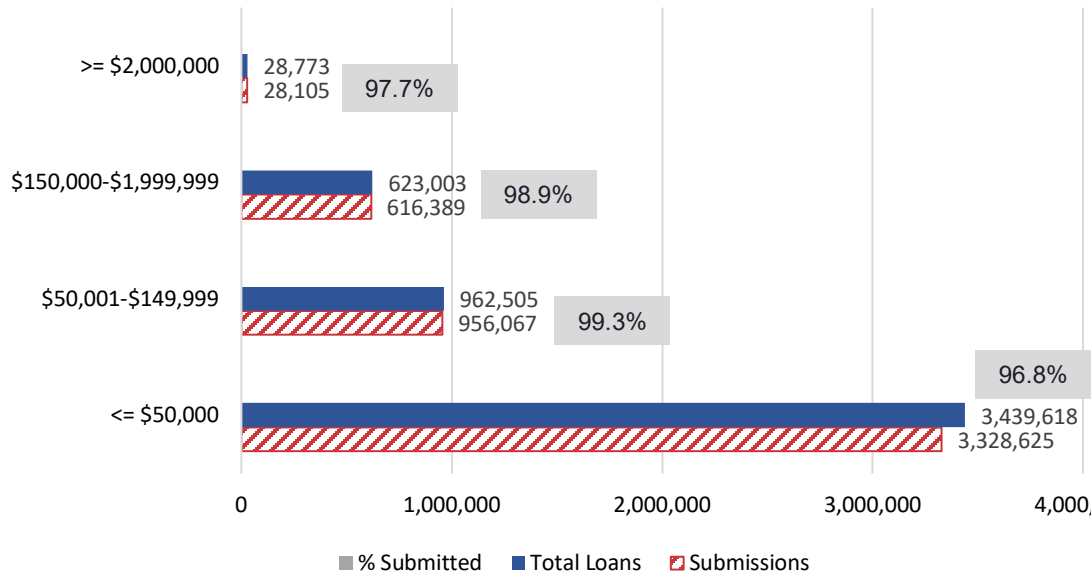
August 15, 2022

Forgiveness Platform Lender Submission Metrics | August 14


Data as of August 14, 11:59 PM ET
2020 PPP Loan Population

2020 PPP Loan Population		Forgiveness Requests To Date		Payments To Date	
Count of Loans	Total Loan Value	Count of Applications	Total Forgiveness Amount Requested	Count of Payments	Total Forgiveness Paid
5,053,899	\$516,835,074,361	4,929,186	\$502,945,042,773	4,908,087	\$503,263,048,906
		97% of 2020 PPP loans have submitted forgiveness applications	Forgiveness has been requested for 97% of the total loan value of 2020 PPP loans	97% of 2020 PPP loans have been fully or partially forgiven	97% of the total 2020 PPP loan value has been forgiven, in full or in part
		4,660 lenders have requested forgiveness for 2020 PPP loans			

Number of Submissions, by Loan Amount



Value of Submissions, by Dollar Amount



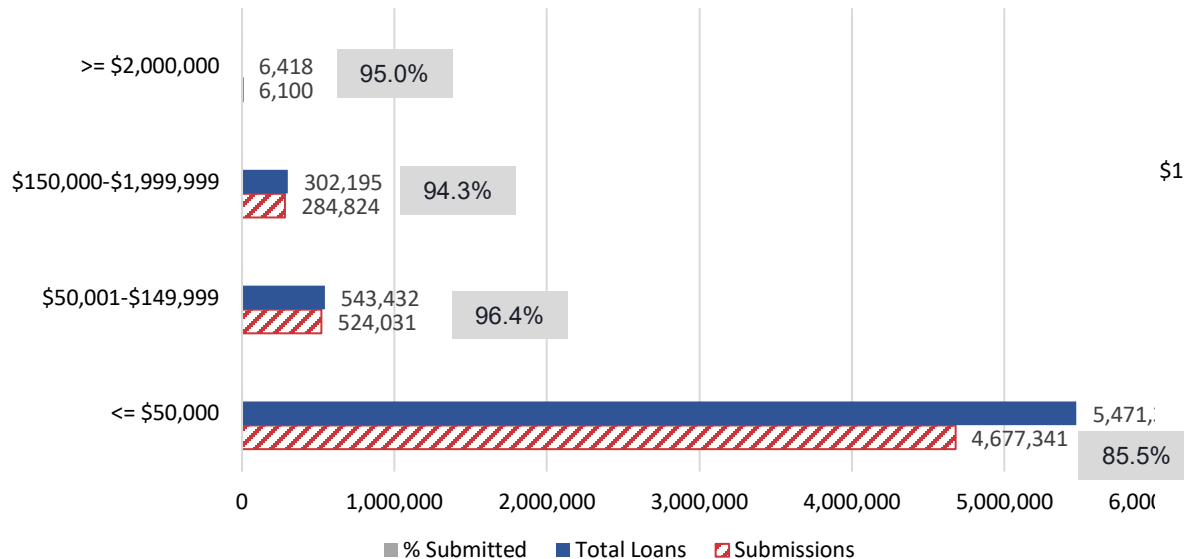
August 15, 2022

Forgiveness Platform Lender Submission Metrics | August 14

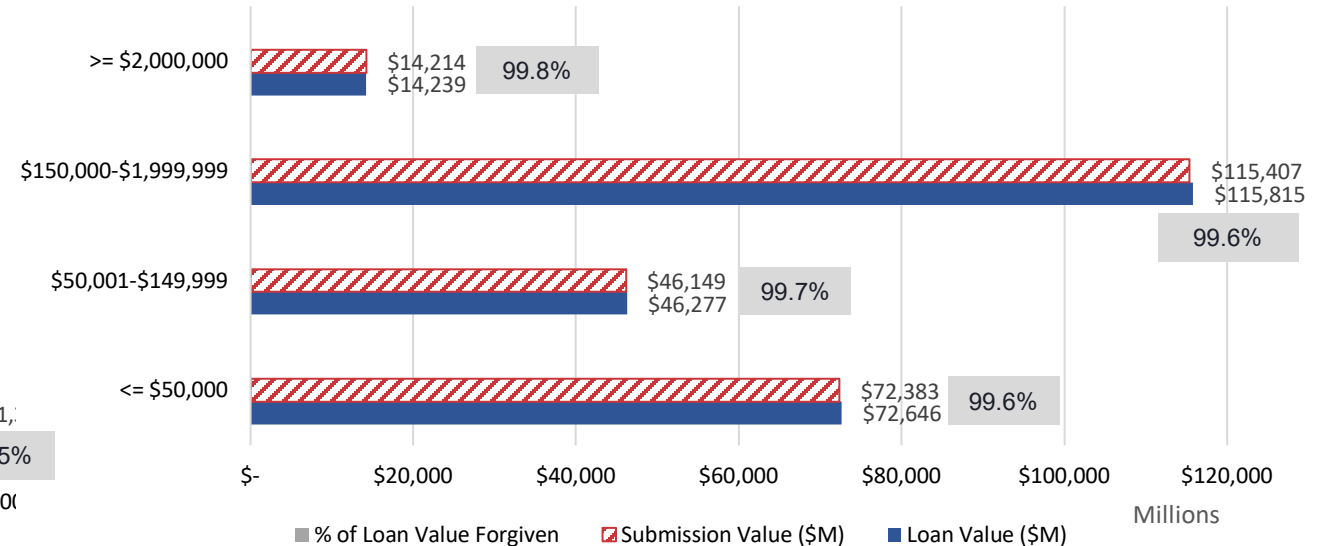
Data as of August 14, 11:59 PM ET
2021 PPP Loan Population

2021 PPP Loan Population		Forgiveness Requests To Date		Payments To Date	
Count of Loans	Total Loan Value	Count of Applications	Total Forgiveness Amount Requested	Count of Payments	Total Forgiveness Paid
6,323,444	\$270,418,150,552	5,492,296	\$248,152,975,013	5,455,288	\$246,183,017,016
		86% of 2021 PPP loans have submitted forgiveness applications	Forgiveness has been requested for 91% of the total loan value of 2021 PPP loans	86% of 2021 PPP loans have been fully or partially forgiven	90% of the total 2021 PPP loan value has been forgiven, in full or in part
		4,526 lenders have requested forgiveness for 2021 PPP loans			

Number of Submissions, by Loan Amount



Value of Submissions, by Dollar Amount



August 15, 2022