

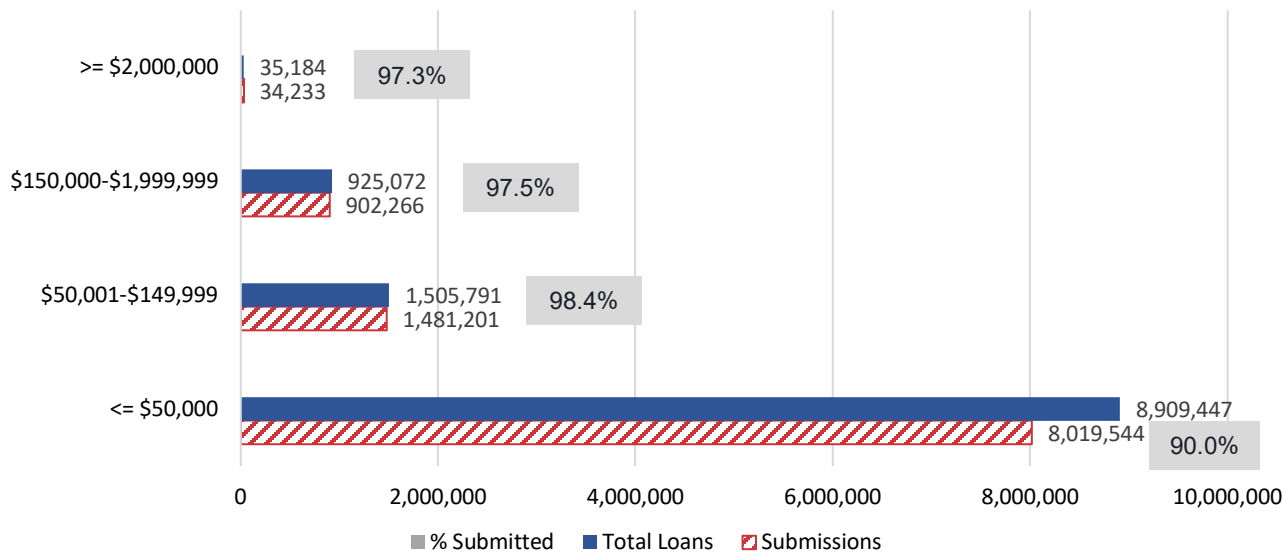
Forgiveness Platform Lender Submission Metrics | August 21

Data as of August 21, 11:59 PM ET


Summary

| Total PPP Loan Population | | Forgiveness Requests To Date | | Payments To Date | |
|---------------------------|-------------------|--|---|--|---|
| Count of Loans | Total Loan Value | Count of Applications | Total Forgiveness Amount Requested | Count of Payments | Total Forgiveness Paid |
| 11,375,494 | \$787,153,390,636 | 10,437,244 | \$751,849,044,629 | 10,380,988 | \$750,352,641,806 |
| | | 92% of all PPP loans have submitted forgiveness applications | Forgiveness has been requested for 95% of the total loan value of all PPP loans | 91% of all PPP loans have been fully or partially forgiven | 95% of the total PPP loan value has been forgiven, in full or in part |
| | | 4,718 lenders have requested forgiveness for all PPP loans | | | |

Number of Submissions, by Loan Amount



Value of Submissions, by Dollar Amount



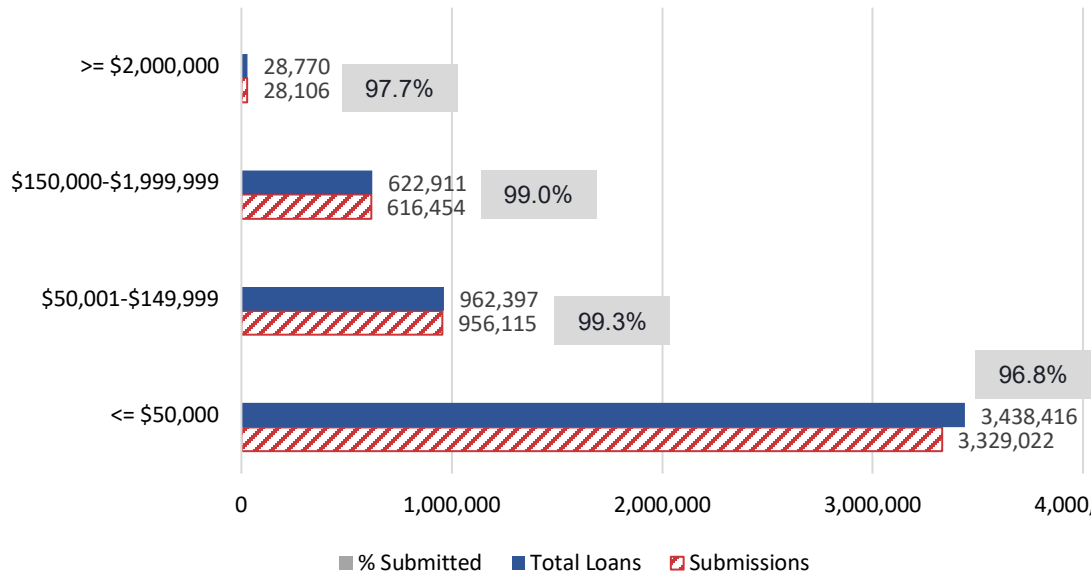
August 23, 2022

Forgiveness Platform Lender Submission Metrics | August 21


Data as of August 21, 11:59 PM ET
2020 PPP Loan Population

| 2020 PPP Loan Population | | Forgiveness Requests To Date | | Payments To Date | |
|--------------------------|-------------------|---|--|---|--|
| Count of Loans | Total Loan Value | Count of Applications | Total Forgiveness Amount Requested | Count of Payments | Total Forgiveness Paid |
| 5,052,494 | \$516,767,125,774 | 4,929,697 | \$502,971,339,124 | 4,908,597 | \$503,328,487,625 |
| | | 97% of 2020 PPP loans have submitted forgiveness applications | Forgiveness has been requested for 97% of the total loan value of 2020 PPP loans | 97% of 2020 PPP loans have been fully or partially forgiven | 97% of the total 2020 PPP loan value has been forgiven, in full or in part |
| | | 4,660 lenders have requested forgiveness for 2020 PPP loans | | | |

Number of Submissions, by Loan Amount



Value of Submissions, by Dollar Amount



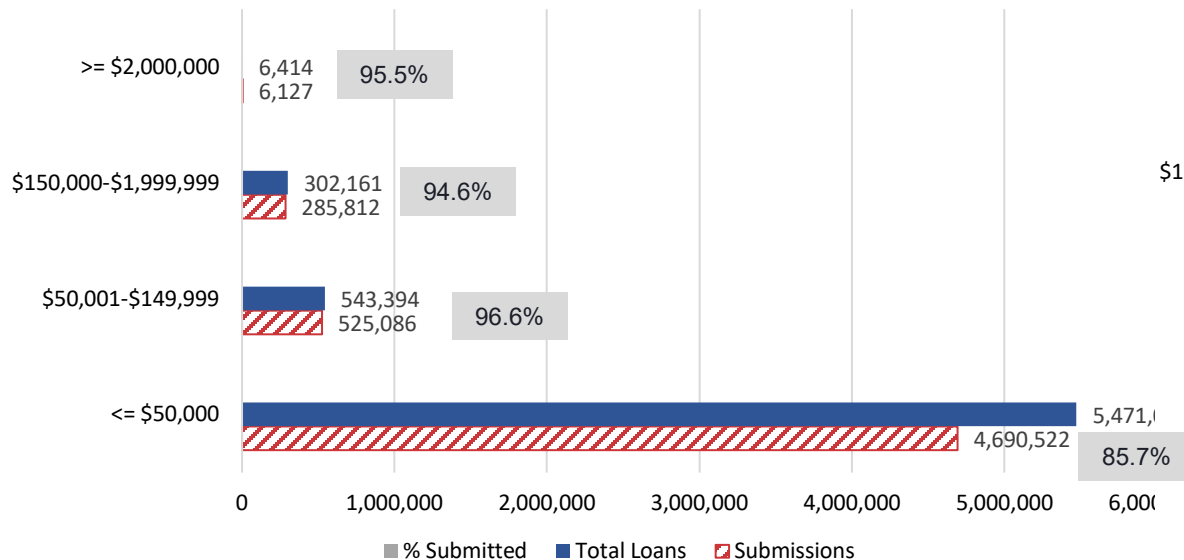
August 23, 2022

Forgiveness Platform Lender Submission Metrics | August 21

Data as of August 21, 11:59 PM ET
2021 PPP Loan Population

| 2021 PPP Loan Population | | Forgiveness Requests To Date | | Payments To Date | |
|--------------------------|-------------------|---|--|---|--|
| Count of Loans | Total Loan Value | Count of Applications | Total Forgiveness Amount Requested | Count of Payments | Total Forgiveness Paid |
| 6,323,000 | \$270,386,264,862 | 5,507,547 | \$248,877,705,505 | 5,472,391 | \$247,024,154,181 |
| | | 87% of 2021 PPP loans have submitted forgiveness applications | Forgiveness has been requested for 92% of the total loan value of 2021 PPP loans | 86% of 2021 PPP loans have been fully or partially forgiven | 91% of the total 2021 PPP loan value has been forgiven, in full or in part |
| | | 4,526 lenders have requested forgiveness for 2021 PPP loans | | | |

Number of Submissions, by Loan Amount



Value of Submissions, by Dollar Amount

