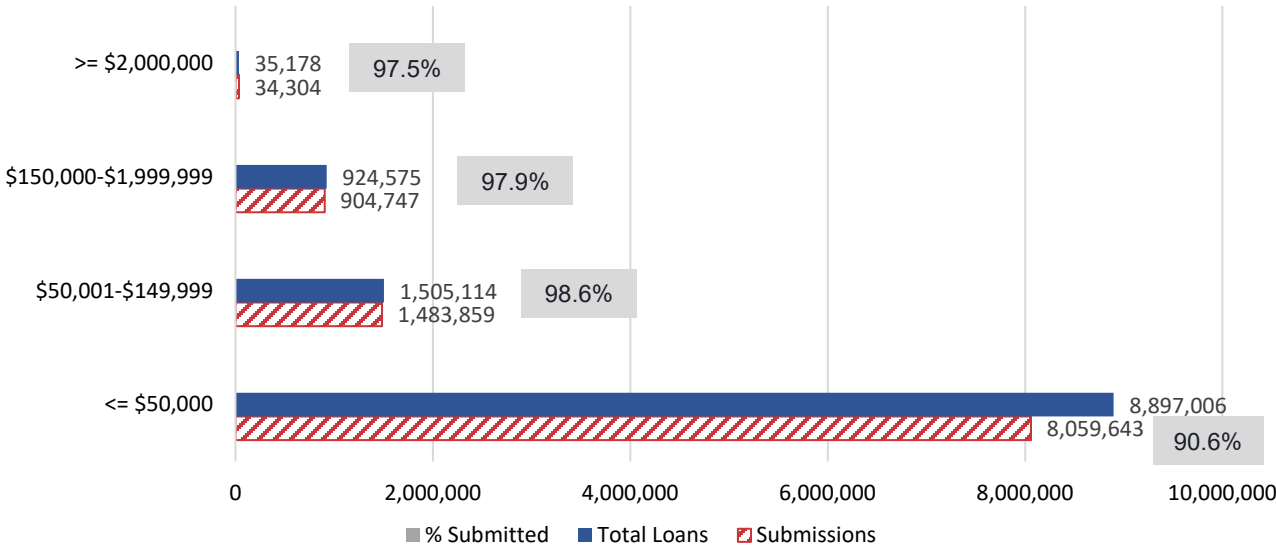


# Forgiveness Platform Lender Submission Metrics | September 11

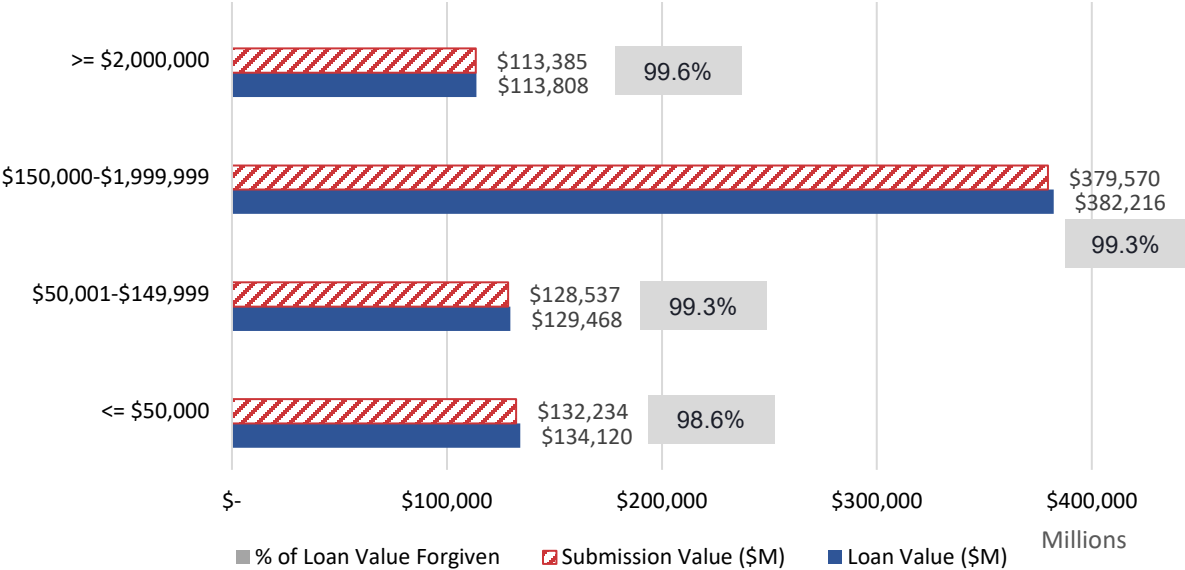
Data as of September 11, 11:59 PM ET  
Summary

Total PPP Loan Population		Forgiveness Requests To Date		Payments To Date	
Count of Loans	Total Loan Value	Count of Applications	Total Forgiveness Amount Requested	Count of Payments	Total Forgiveness Paid
11,361,873	\$786,755,454,090	10,482,553	\$753,724,422,341	10,436,367	\$752,833,627,955
		92% of all PPP loans have submitted forgiveness applications	Forgiveness has been requested for 96% of the total loan value of all PPP loans	91% of all PPP loans have been fully or partially forgiven	95% of the total PPP loan value has been forgiven, in full or in part
		4,718 lenders have requested forgiveness for all PPP loans			

Number of Submissions, by Loan Amount



Value of Submissions, by Dollar Amount

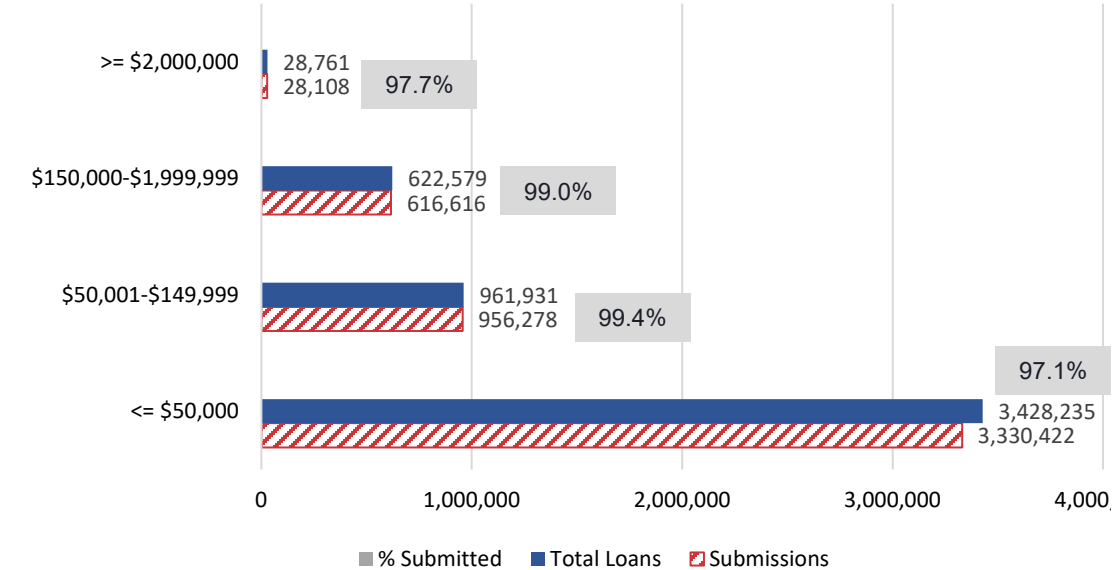


# Forgiveness Platform Lender Submission Metrics | September 11

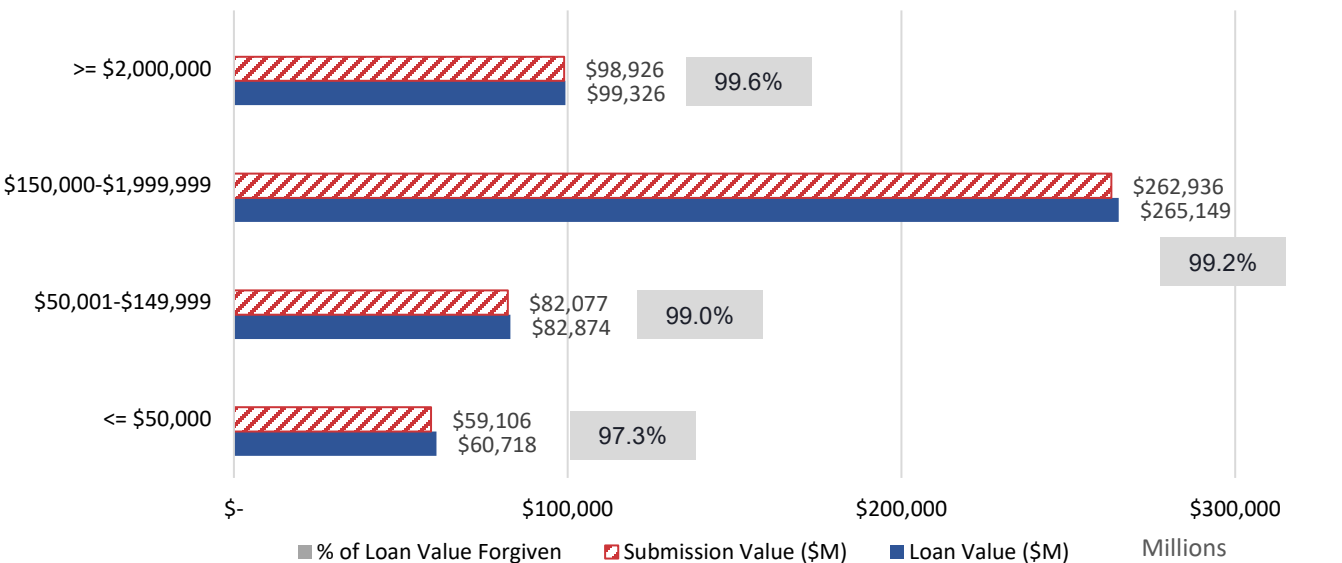
Data as of September 11, 11:59 PM ET  
2020 PPP Loan Population

2020 PPP Loan Population		Forgiveness Requests To Date		Payments To Date	
Count of Loans	Total Loan Value	Count of Applications	Total Forgiveness Amount Requested	Count of Payments	Total Forgiveness Paid
5,041,506	\$516,471,320,246	4,931,424	\$503,044,984,643	4,910,385	\$503,570,569,825
		98% of 2020 PPP loans have submitted forgiveness applications	Forgiveness has been requested for 97% of the total loan value of 2020 PPP loans	97% of 2020 PPP loans have been fully or partially forgiven	97% of the total 2020 PPP loan value has been forgiven, in full or in part
		4,659 lenders have requested forgiveness for 2020 PPP loans			

Number of Submissions, by Loan Amount



Value of Submissions, by Dollar Amount

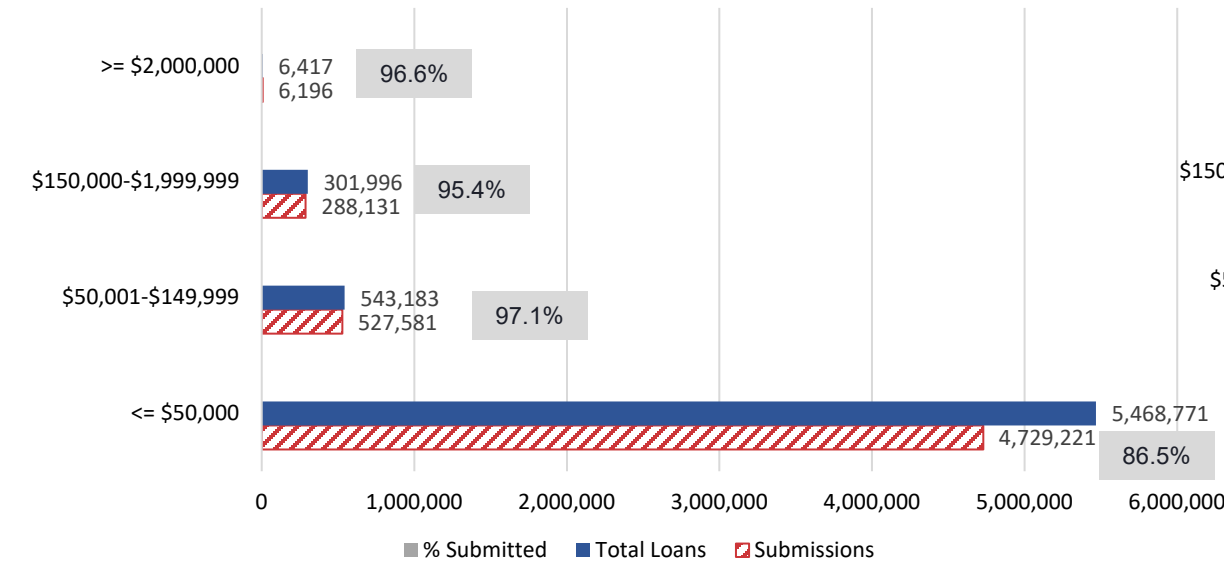


# Forgiveness Platform Lender Submission Metrics | September 11

Data as of September 11, 11:59 PM ET  
2021 PPP Loan Population

2021 PPP Loan Population		Forgiveness Requests To Date		Payments To Date	
Count of Loans	Total Loan Value	Count of Applications	Total Forgiveness Amount Requested	Count of Payments	Total Forgiveness Paid
6,320,367	\$270,284,133,844	5,551,129	\$250,679,437,698	5,525,982	\$249,263,058,131
		88% of 2021 PPP loans have submitted forgiveness applications	Forgiveness has been requested for 92% of the total loan value of 2021 PPP loans	87% of 2021 PPP loans have been fully or partially forgiven	92% of the total 2021 PPP loan value has been forgiven, in full or in part
		4,527 lenders have requested forgiveness for 2021 PPP loans			

Number of Submissions, by Loan Amount



Value of Submissions, by Dollar Amount

