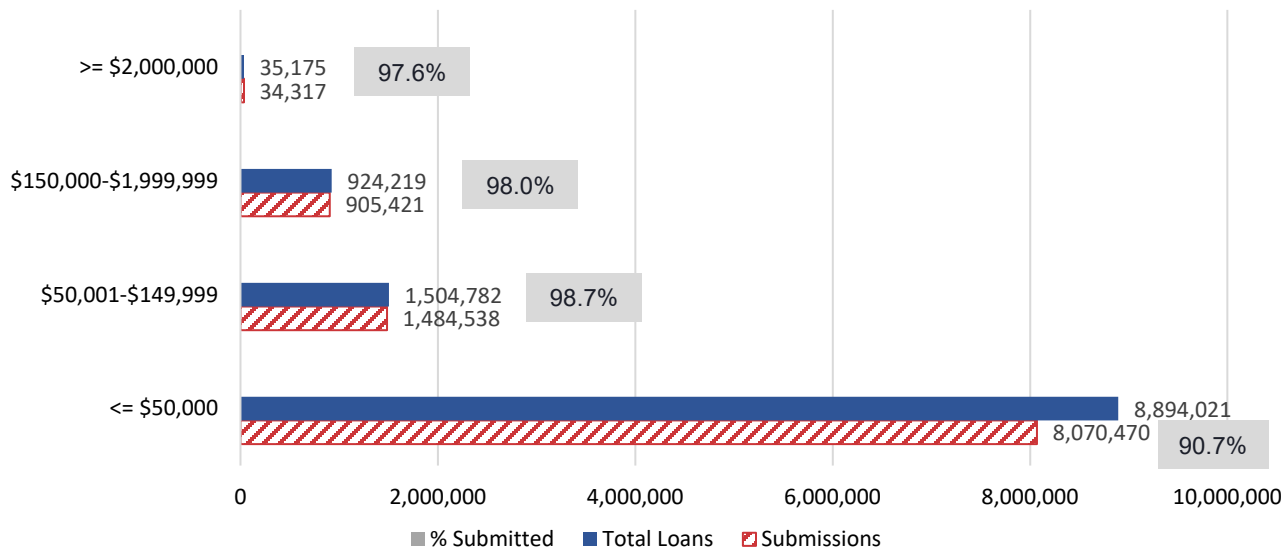


Forgiveness Platform Lender Submission Metrics | September 18

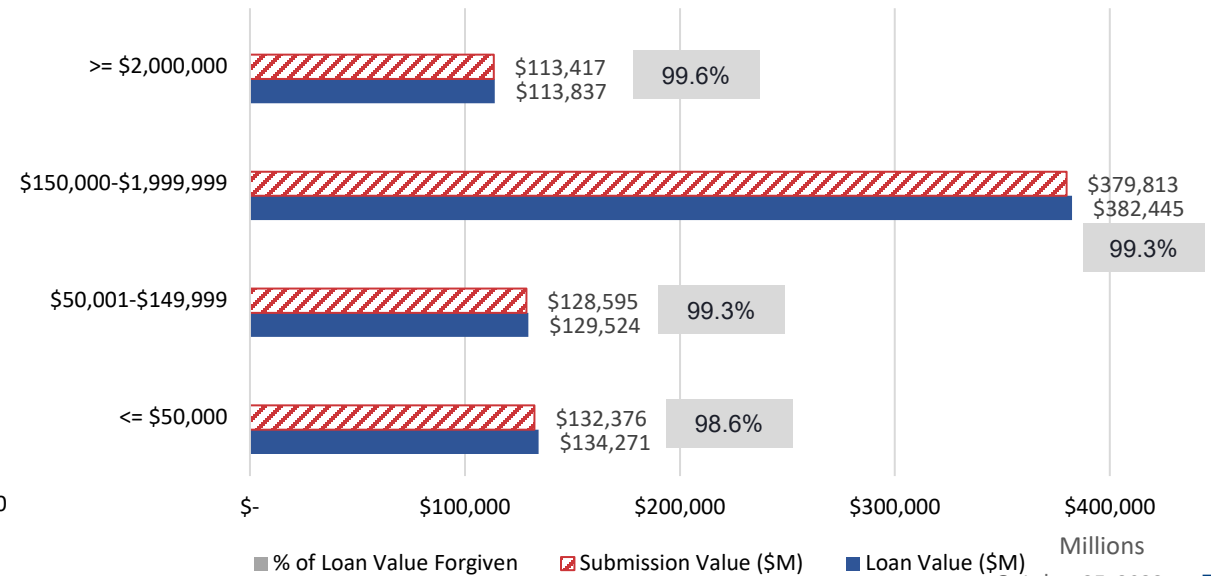
Data as of September 18, 11:59 PM ET
Summary

Total PPP Loan Population		Forgiveness Requests To Date		Payments To Date	
Count of Loans	Total Loan Value	Count of Applications	Total Forgiveness Amount Requested	Count of Payments	Total Forgiveness Paid
11,358,197	\$786,566,126,265	10,494,746	\$754,201,757,349	10,446,535	\$753,392,134,113
		92% of all PPP loans have submitted forgiveness applications	Forgiveness has been requested for 96% of the total loan value of all PPP loans	92% of all PPP loans have been fully or partially forgiven	96% of the total PPP loan value has been forgiven, in full or in part
		4,715 lenders have requested forgiveness for all PPP loans			

Number of Submissions, by Loan Amount



Value of Submissions, by Dollar Amount



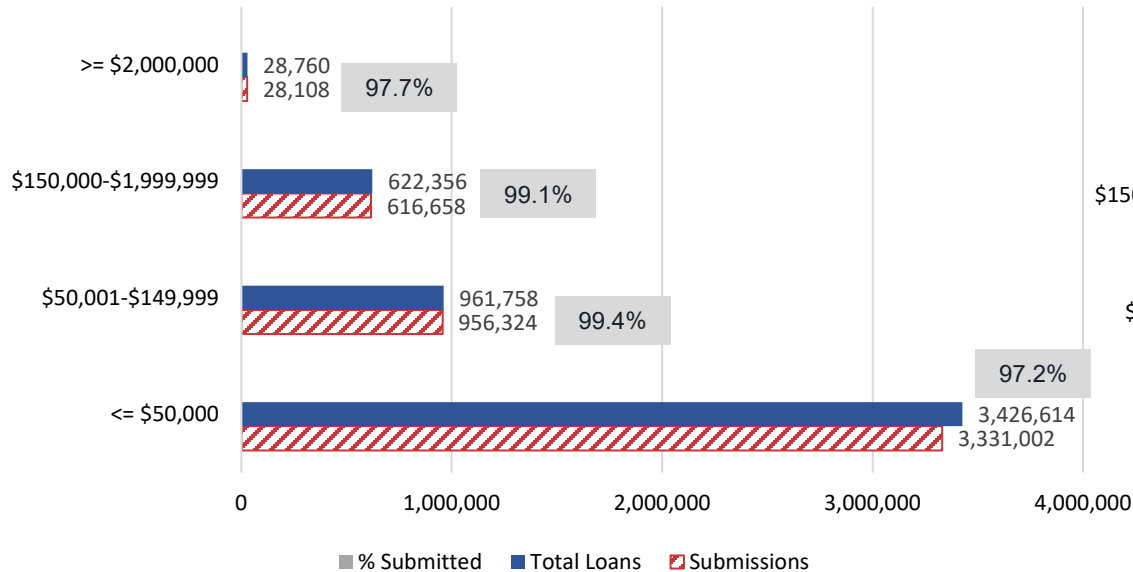
October 25, 2022

Forgiveness Platform Lender Submission Metrics | September 18


Data as of September 18, 11:59 PM ET
2020 PPP Loan Population

2020 PPP Loan Population		Forgiveness Requests To Date		Payments To Date	
Count of Loans	Total Loan Value	Count of Applications	Total Forgiveness Amount Requested	Count of Payments	Total Forgiveness Paid
5,039,488	\$516,361,650,298	4,932,092	\$503,056,874,852	4,910,824	\$503,655,077,505
		98% of 2020 PPP loans have submitted forgiveness applications	Forgiveness has been requested for 97% of the total loan value of 2020 PPP loans	97% of 2020 PPP loans have been fully or partially forgiven	97% of the total 2020 PPP loan value has been forgiven, in full or in part
4,656 lenders have requested forgiveness for 2020 PPP loans					

Number of Submissions, by Loan Amount



Value of Submissions, by Dollar Amount

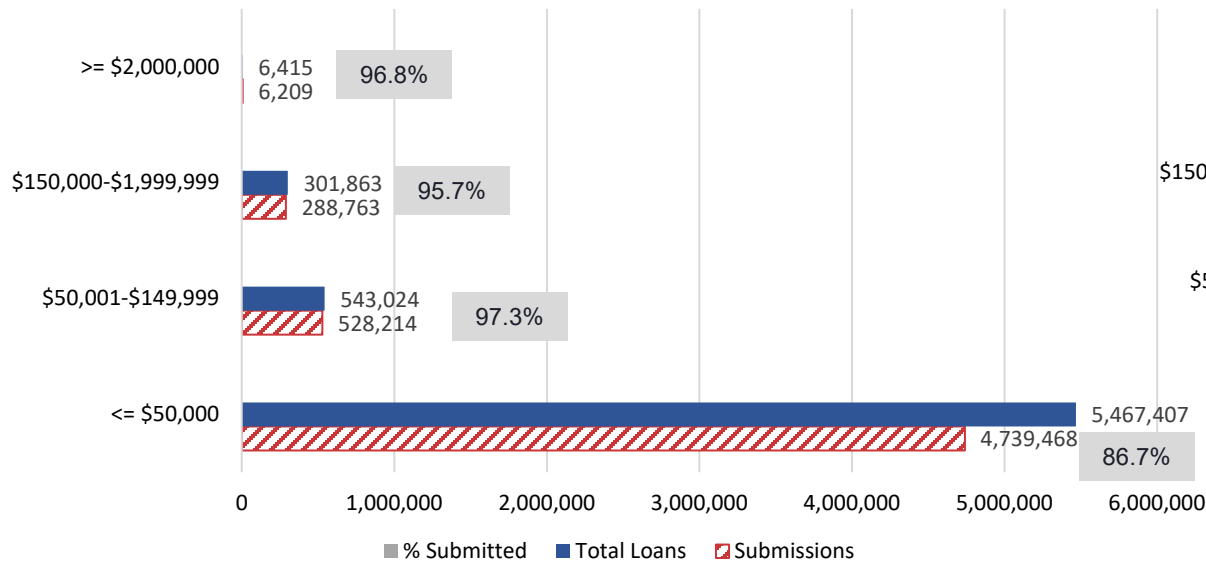


Forgiveness Platform Lender Submission Metrics | September 18

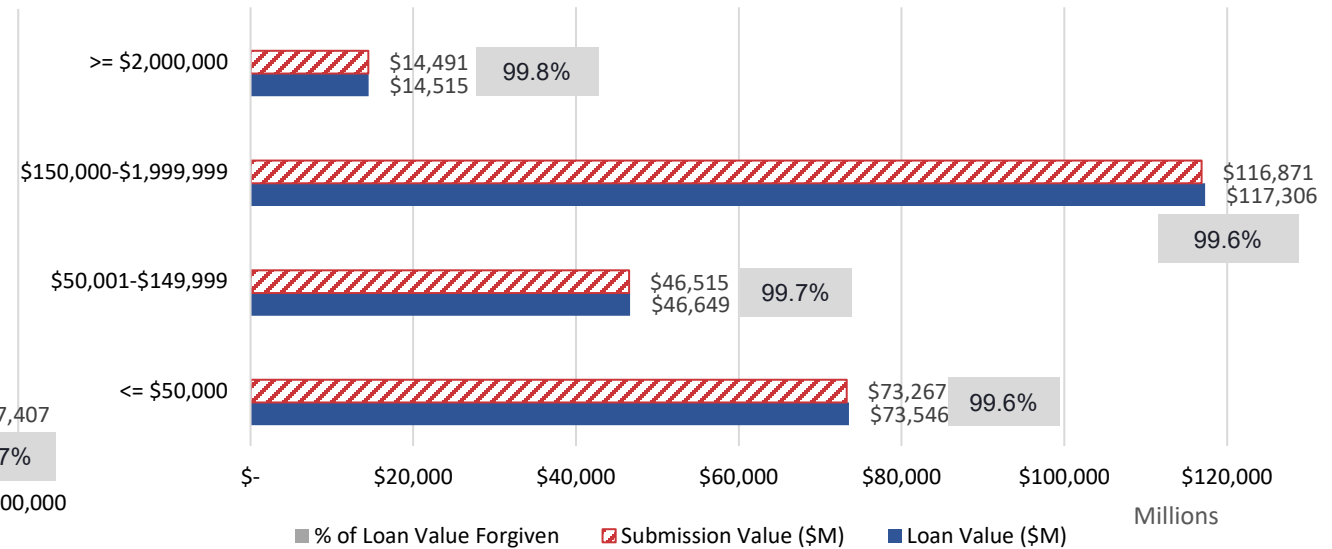
Data as of September 18, 11:59 PM ET
2021 PPP Loan Population

2021 PPP Loan Population		Forgiveness Requests To Date		Payments To Date	
Count of Loans	Total Loan Value	Count of Applications	Total Forgiveness Amount Requested	Count of Payments	Total Forgiveness Paid
6,318,709	\$270,204,475,968	5,562,654	\$251,144,882,497	5,535,711	\$249,737,056,608
		88% of 2021 PPP loans have submitted forgiveness applications	Forgiveness has been requested for 92% of the total loan value of 2021 PPP loans	87% of 2021 PPP loans have been fully or partially forgiven	92% of the total 2021 PPP loan value has been forgiven, in full or in part
		4,523 lenders have requested forgiveness for 2021 PPP loans			

Number of Submissions, by Loan Amount



Value of Submissions, by Dollar Amount



October 25, 2022