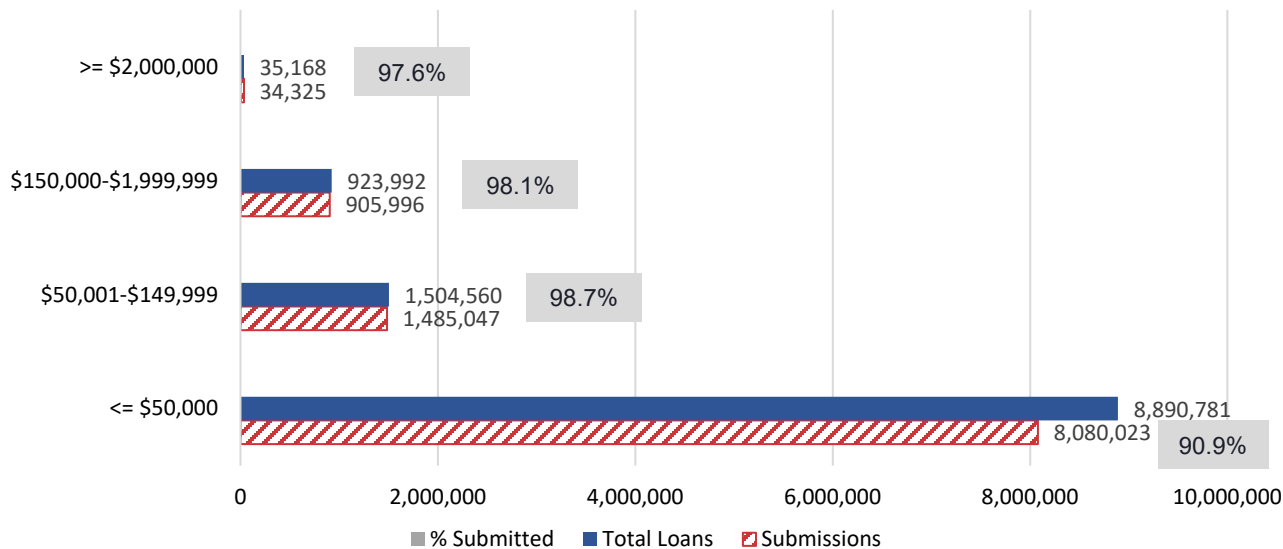


# Forgiveness Platform Lender Submission Metrics | September 25


Data as of September 25, 11:59 PM ET  
Summary

| Total PPP Loan Population |                   | Forgiveness Requests To Date                                 |   | Payments To Date   |   |
|---------------------------|-------------------|--|---|--|---|
| Count of Loans            | Total Loan Value  | Count of Applications  | Total Forgiveness Amount Requested  | Count of Payments  | Total Forgiveness Paid  |
| 11,354,501                | \$786,410,092,269 | 10,505,391   | \$754,581,428,695   | 10,458,471   | \$753,958,587,324   |
|                           |                   | 92% of all PPP loans have submitted forgiveness applications | Forgiveness has been requested for 96% of the total loan value of all PPP loans | 92% of all PPP loans have been fully or partially forgiven | 96% of the total PPP loan value has been forgiven, in full or in part |
|                           |                   | 4,713 lenders have requested forgiveness for all PPP loans   |   |  |   |

Number of Submissions, by Loan Amount



Value of Submissions, by Dollar Amount



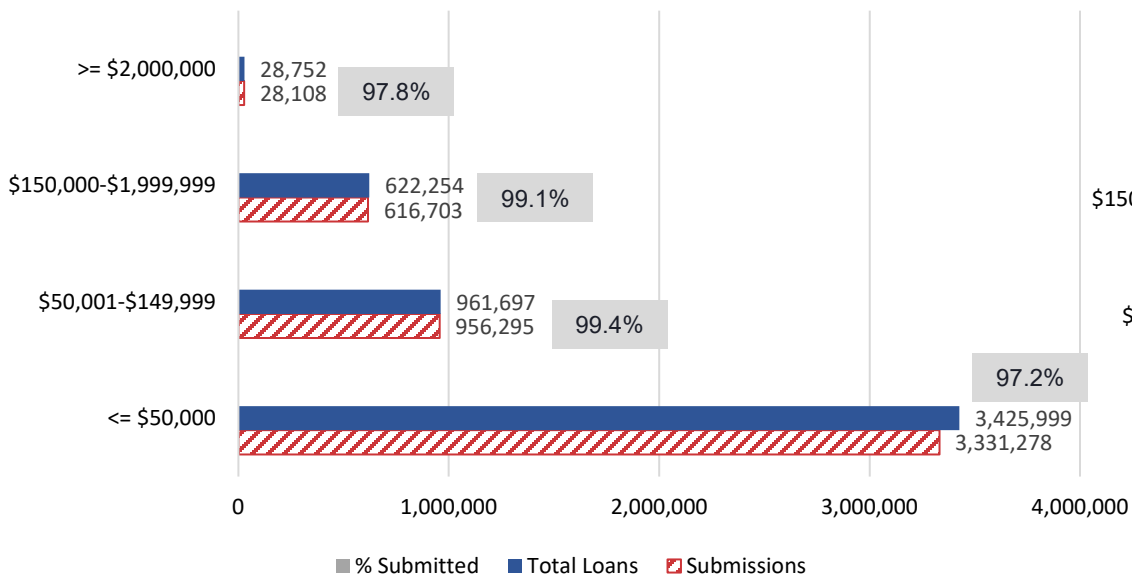
October 27, 2022

# Forgiveness Platform Lender Submission Metrics | September 25


Data as of September 25, 11:59 PM ET  
2020 PPP Loan Population

| 2020 PPP Loan Population |                   | Forgiveness Requests To Date                                  |  | Payments To Date  |  |
|--------------------------|-------------------|---|--|---|--|
| Count of Loans           | Total Loan Value  | Count of Applications   | Total Forgiveness Amount Requested   | Count of Payments   | Total Forgiveness Paid   |
| 5,038,702                | \$516,289,477,030 | 4,932,384   | \$503,063,896,904  | 4,911,227   | \$503,655,077,505  |
|                          |                   | 98% of 2020 PPP loans have submitted forgiveness applications | Forgiveness has been requested for 97% of the total loan value of 2020 PPP loans | 97% of 2020 PPP loans have been fully or partially forgiven | 97% of the total 2020 PPP loan value has been forgiven, in full or in part |
|                          |                   | 4,654 lenders have requested forgiveness for 2020 PPP loans   |  |   |  |

Number of Submissions, by Loan Amount



Value of Submissions, by Dollar Amount



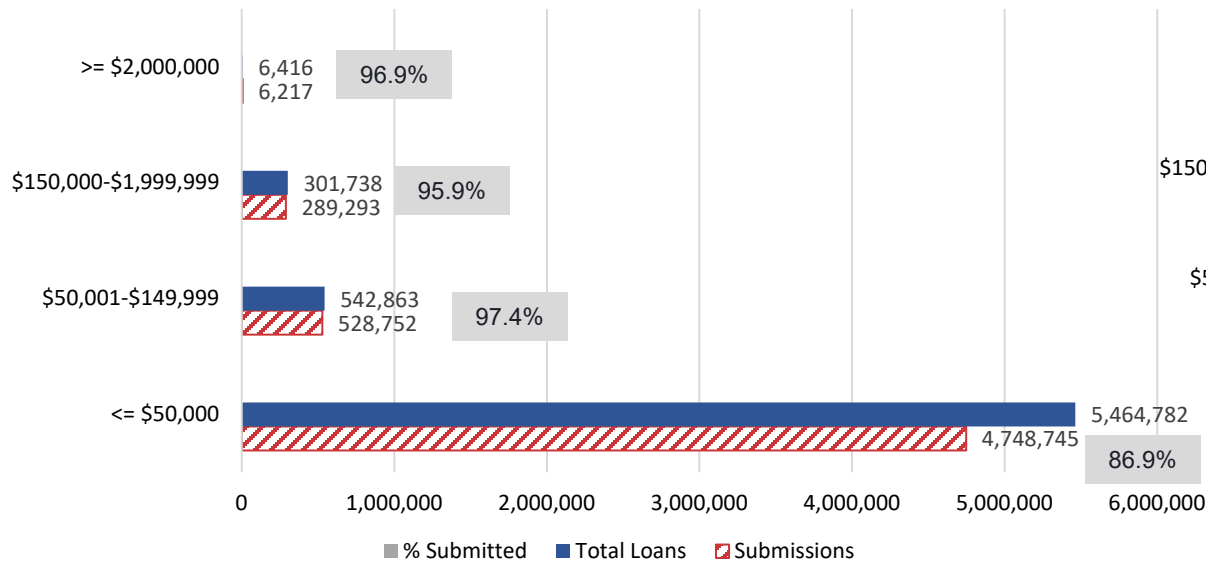
October 27, 2022

# Forgiveness Platform Lender Submission Metrics | September 25

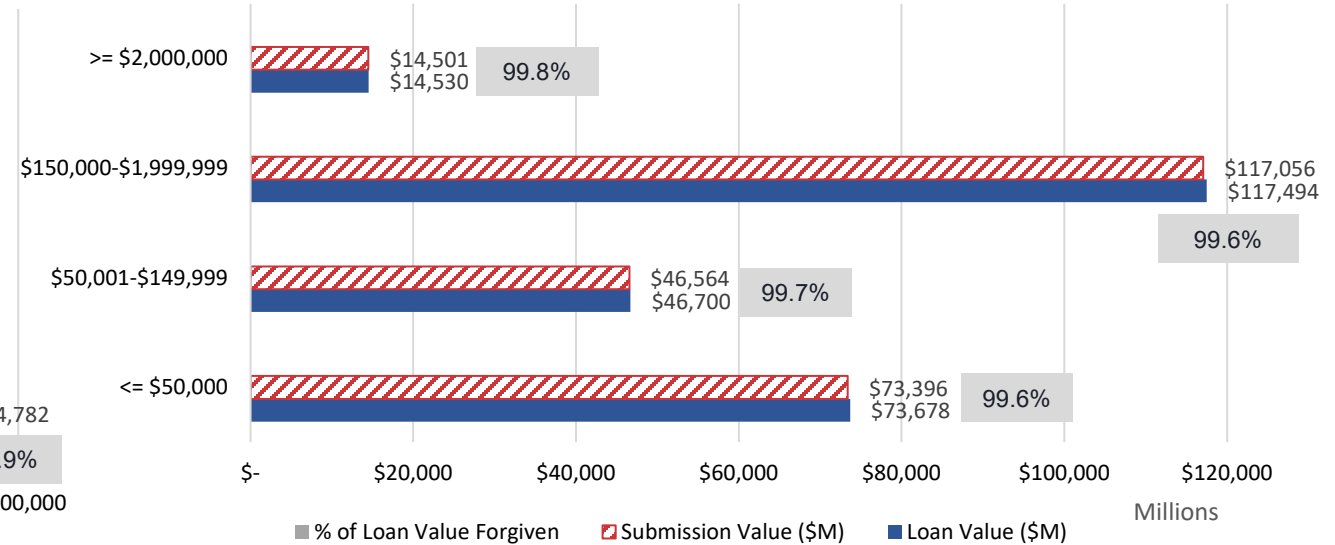
Data as of September 25, 11:59 PM ET  
2021 PPP Loan Population

| 2021 PPP Loan Population |                   | Forgiveness Requests To Date                                  |  | Payments To Date  |  |
|--------------------------|-------------------|---|--|---|--|
| Count of Loans           | Total Loan Value  | Count of Applications   | Total Forgiveness Amount Requested   | Count of Payments   | Total Forgiveness Paid   |
| 6,315,799                | \$270,120,615,238 | 5,573,007   | \$251,517,531,791  | 5,547,244   | \$250,244,445,387  |
|                          |                   | 88% of 2021 PPP loans have submitted forgiveness applications | Forgiveness has been requested for 93% of the total loan value of 2021 PPP loans | 87% of 2021 PPP loans have been fully or partially forgiven | 92% of the total 2021 PPP loan value has been forgiven, in full or in part |
|                          |                   | 4,521 lenders have requested forgiveness for 2021 PPP loans   |  |   |  |

Number of Submissions, by Loan Amount



Value of Submissions, by Dollar Amount



October 27, 2022

