

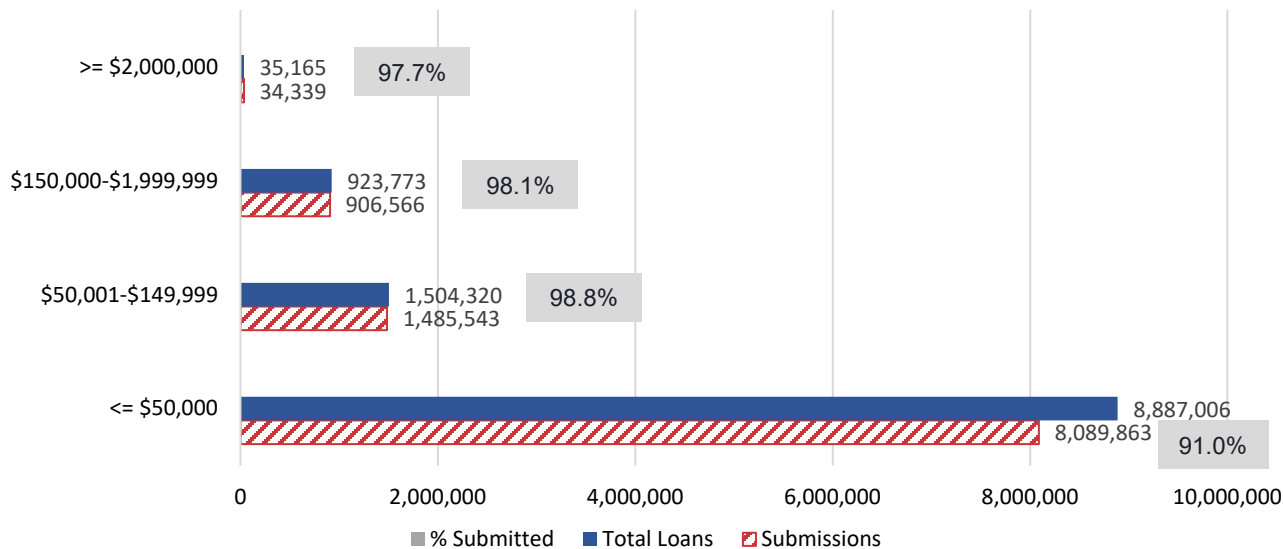
Forgiveness Platform Lender Submission Metrics | October 02

Data as of October 02, 11:59 PM ET


Summary

Total PPP Loan Population		Forgiveness Requests To Date		Payments To Date	
Count of Loans	Total Loan Value	Count of Applications	Total Forgiveness Amount Requested	Count of Payments	Total Forgiveness Paid
11,350,264	\$786,249,793,453	10,516,311	\$754,993,096,491	10,469,220	\$754,468,961,274
		92% of all PPP loans have submitted forgiveness applications	Forgiveness has been requested for 96% of the total loan value of all PPP loans	92% of all PPP loans have been fully or partially forgiven	96% of the total PPP loan value has been forgiven, in full or in part
		4,713 lenders have requested forgiveness for all PPP loans			

Number of Submissions, by Loan Amount



Value of Submissions, by Dollar Amount



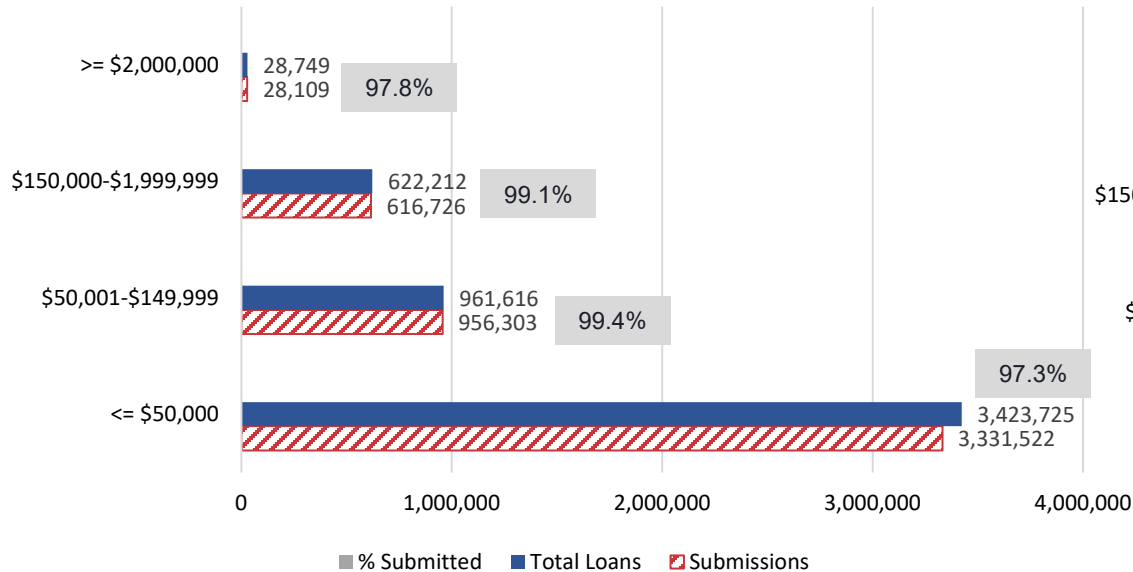
October 27, 2022

Forgiveness Platform Lender Submission Metrics | October 02


Data as of October 02, 11:59 PM ET
2020 PPP Loan Population

2020 PPP Loan Population		Forgiveness Requests To Date		Payments To Date	
Count of Loans	Total Loan Value	Count of Applications	Total Forgiveness Amount Requested	Count of Payments	Total Forgiveness Paid
5,036,302	\$516,221,541,444	4,932,660	\$503,074,199,071	4,911,662	\$503,774,119,308
		98% of 2020 PPP loans have submitted forgiveness applications	Forgiveness has been requested for 97% of the total loan value of 2020 PPP loans	97% of 2020 PPP loans have been fully or partially forgiven	97% of the total 2020 PPP loan value has been forgiven, in full or in part
		4,654 lenders have requested forgiveness for 2020 PPP loans			

Number of Submissions, by Loan Amount



Value of Submissions, by Dollar Amount



October 27, 2022

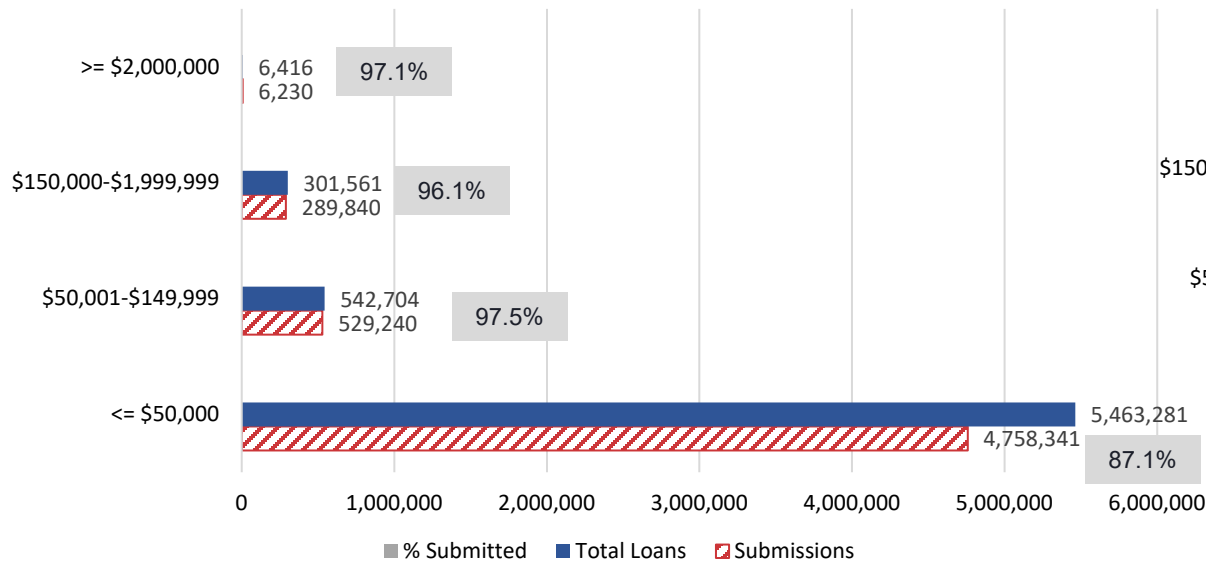
Forgiveness Platform Lender Submission Metrics | October 02

Data as of October 02, 11:59 PM ET

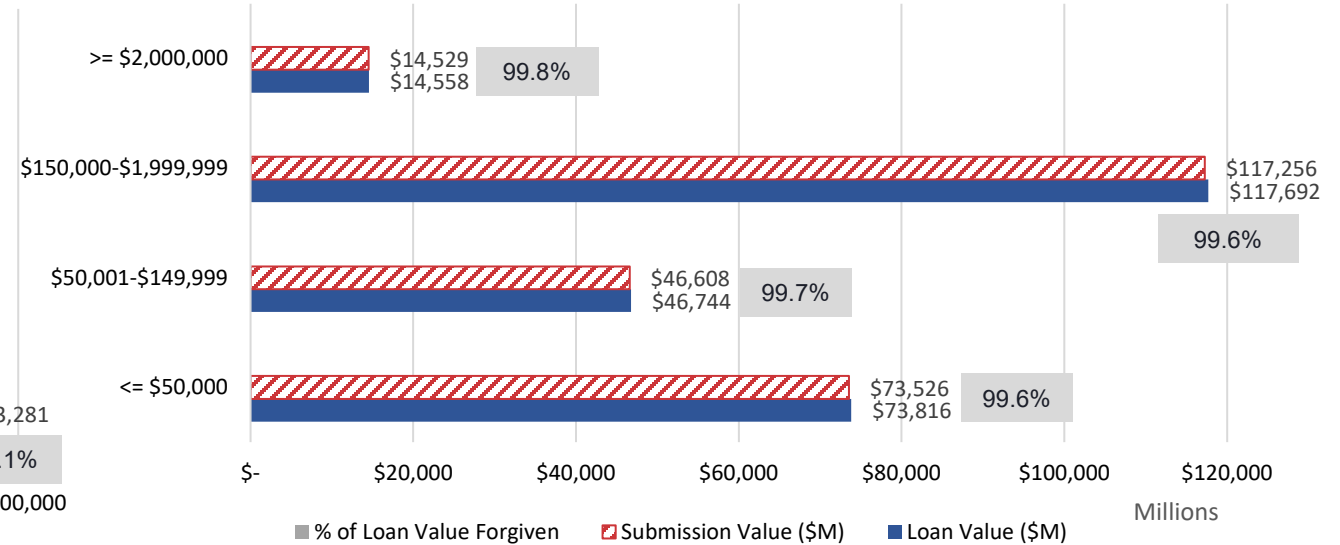
2021 PPP Loan Population

2021 PPP Loan Population		Forgiveness Requests To Date		Payments To Date	
Count of Loans	Total Loan Value	Count of Applications	Total Forgiveness Amount Requested	Count of Payments	Total Forgiveness Paid
6,313,962	\$270,028,252,009	5,583,651	\$251,918,897,421	5,557,558	\$250,694,841,966
		88% of 2021 PPP loans have submitted forgiveness applications	Forgiveness has been requested for 92% of the total loan value of 2021 PPP loans	87% of 2021 PPP loans have been fully or partially forgiven	92% of the total 2021 PPP loan value has been forgiven, in full or in part
		4,521 lenders have requested forgiveness for 2021 PPP loans			

Number of Submissions, by Loan Amount



Value of Submissions, by Dollar Amount



October 27, 2022