

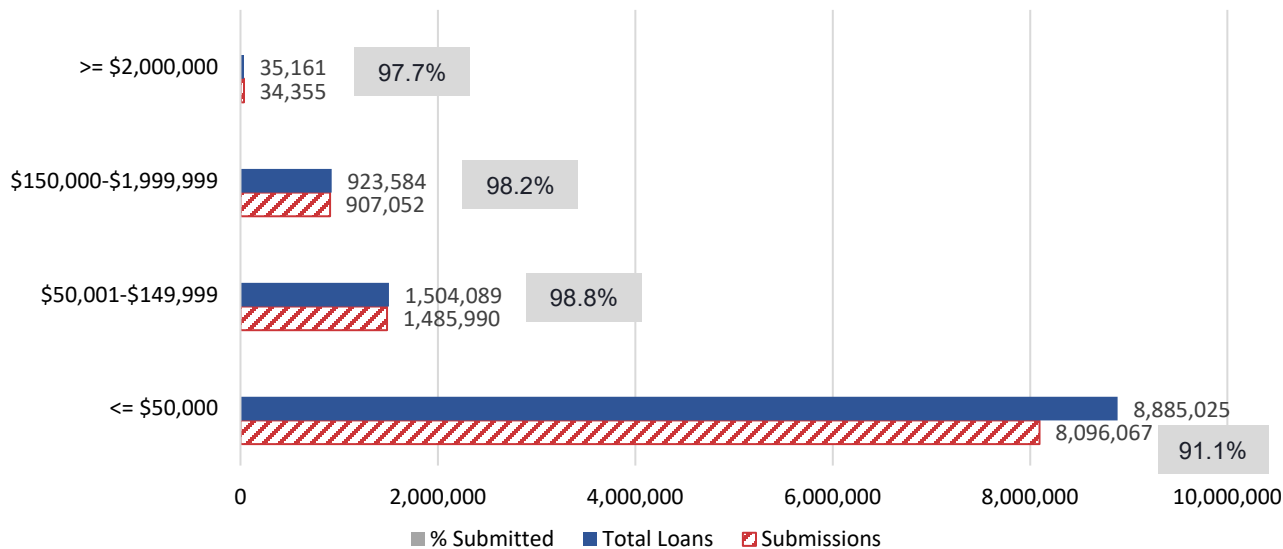
Forgiveness Platform Lender Submission Metrics | October 09

Data as of October 09, 11:59 PM ET

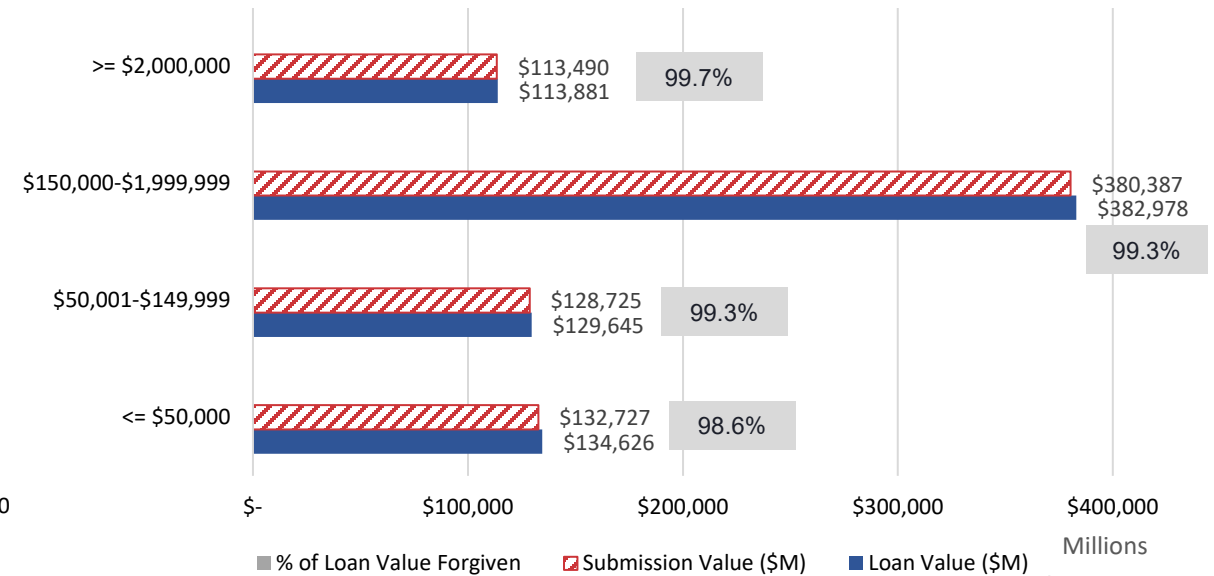
Summary

Total PPP Loan Population		Forgiveness Requests To Date		Payments To Date	
Count of Loans	Total Loan Value	Count of Applications	Total Forgiveness Amount Requested	Count of Payments	Total Forgiveness Paid
11,347,859	\$786,121,041,581	10,523,464	\$755,328,358,538	10,477,516	\$754,868,645,383
		93% of all PPP loans have submitted forgiveness applications	Forgiveness has been requested for 96% of the total loan value of all PPP loans	92% of all PPP loans have been fully or partially forgiven	96% of the total PPP loan value has been forgiven, in full or in part
		4,706 lenders have requested forgiveness for all PPP loans			

Number of Submissions, by Loan Amount



Value of Submissions, by Dollar Amount



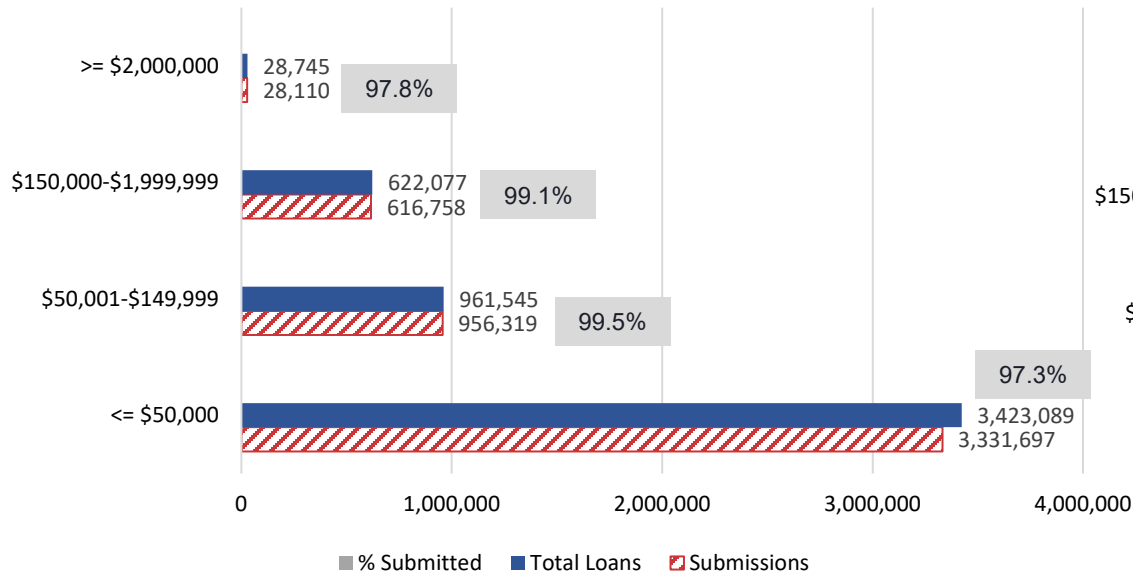
October 27, 2022

Forgiveness Platform Lender Submission Metrics | October 09


Data as of October 09, 11:59 PM ET
2020 PPP Loan Population

2020 PPP Loan Population		Forgiveness Requests To Date		Payments To Date	
Count of Loans	Total Loan Value	Count of Applications	Total Forgiveness Amount Requested	Count of Payments	Total Forgiveness Paid
5,035,456	\$516,141,191,316	4,932,884	\$503,086,646,046	4,911,901	\$503,840,688,248
		98% of 2020 PPP loans have submitted forgiveness applications	Forgiveness has been requested for 97% of the total loan value of 2020 PPP loans	97% of 2020 PPP loans have been fully or partially forgiven	98% of the total 2020 PPP loan value has been forgiven, in full or in part
4,647 lenders have requested forgiveness for 2020 PPP loans					

Number of Submissions, by Loan Amount



Value of Submissions, by Dollar Amount



October 27, 2022

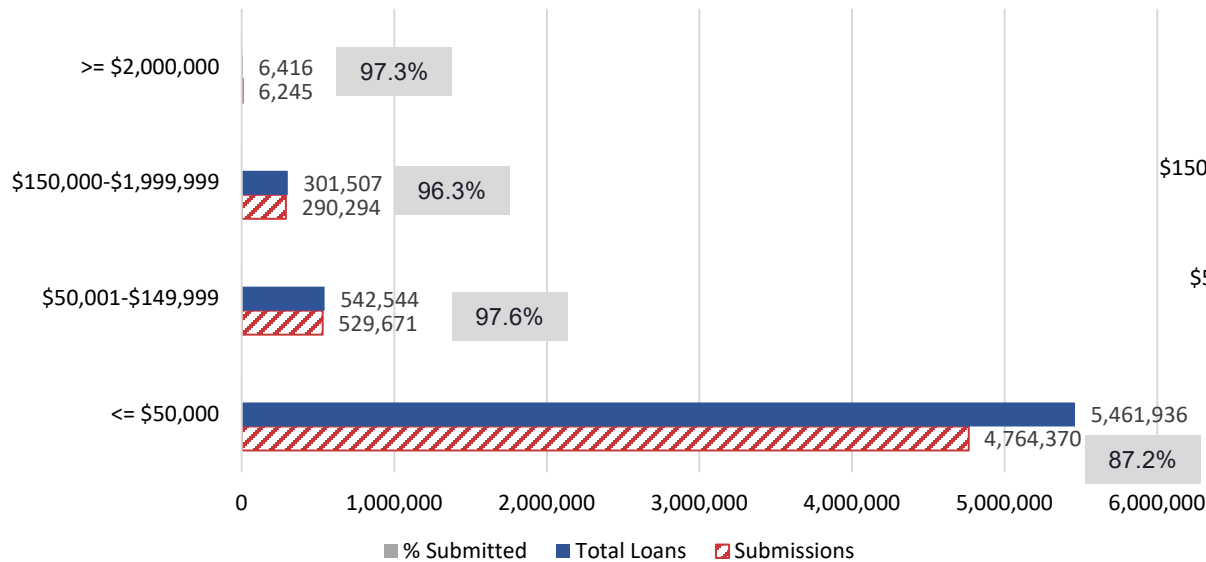
Forgiveness Platform Lender Submission Metrics | October 09

Data as of October 09, 11:59 PM ET

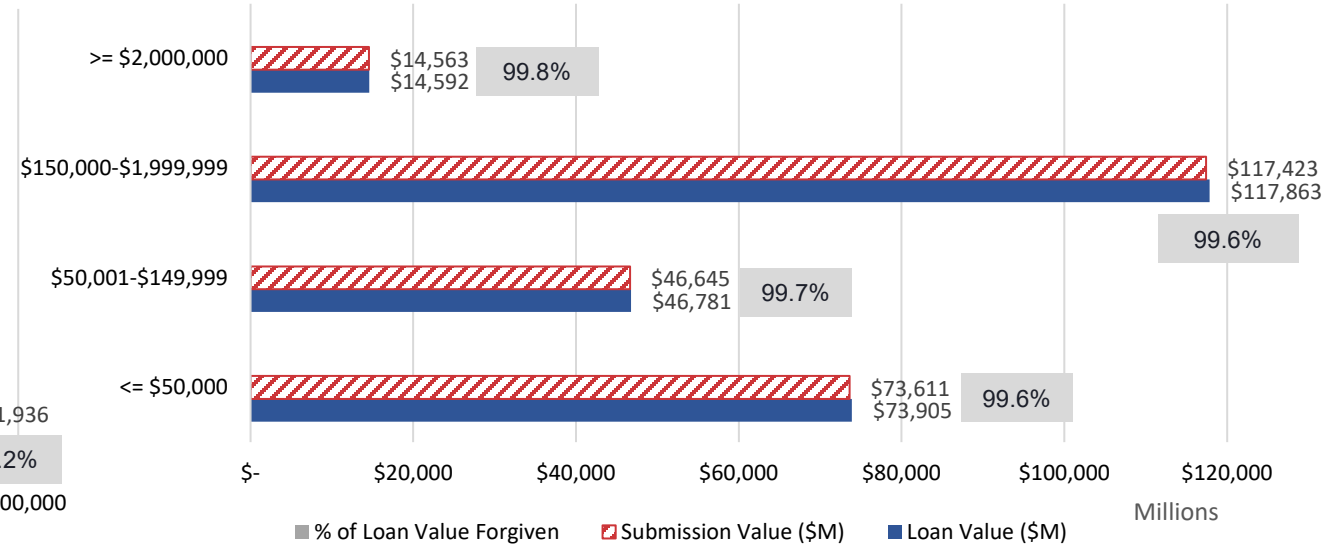
2021 PPP Loan Population

2021 PPP Loan Population		Forgiveness Requests To Date		Payments To Date	
Count of Loans	Total Loan Value	Count of Applications	Total Forgiveness Amount Requested	Count of Payments	Total Forgiveness Paid
6,312,403	\$269,979,850,264	5,590,580	\$252,241,712,492	5,565,615	\$251,027,957,135
		88% of 2021 PPP loans have submitted forgiveness applications	Forgiveness has been requested for 93% of the total loan value of 2021 PPP loans	87% of 2021 PPP loans have been fully or partially forgiven	92% of the total 2021 PPP loan value has been forgiven, in full or in part
		4,515 lenders have requested forgiveness for 2021 PPP loans			

Number of Submissions, by Loan Amount



Value of Submissions, by Dollar Amount



October 27, 2022