

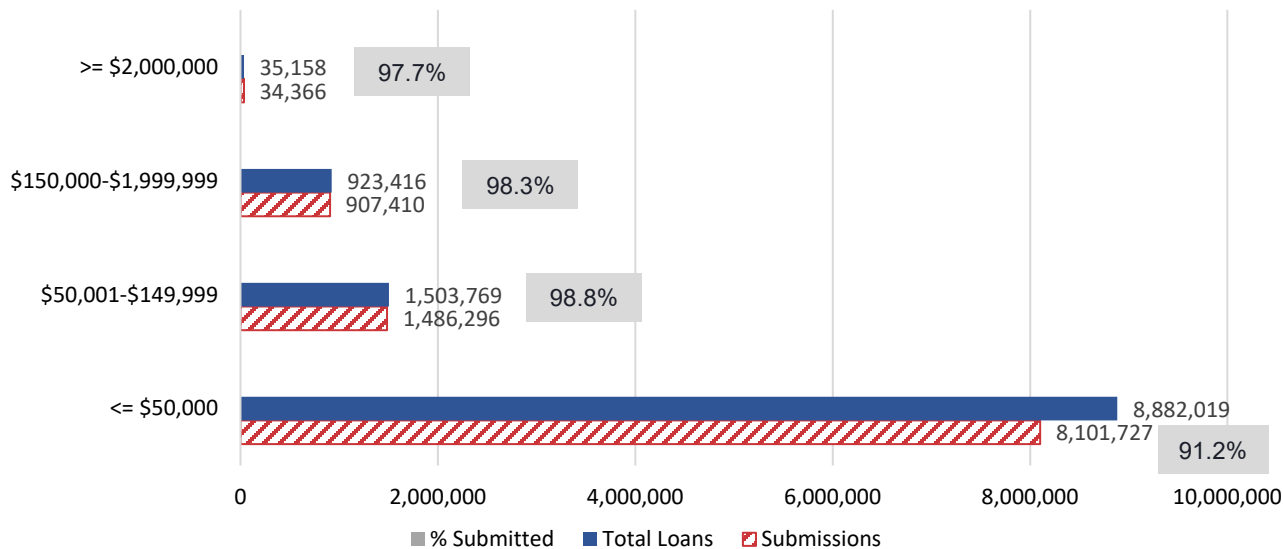
# Forgiveness Platform Lender Submission Metrics | October 17

Data as of October 17, 11:59 PM ET

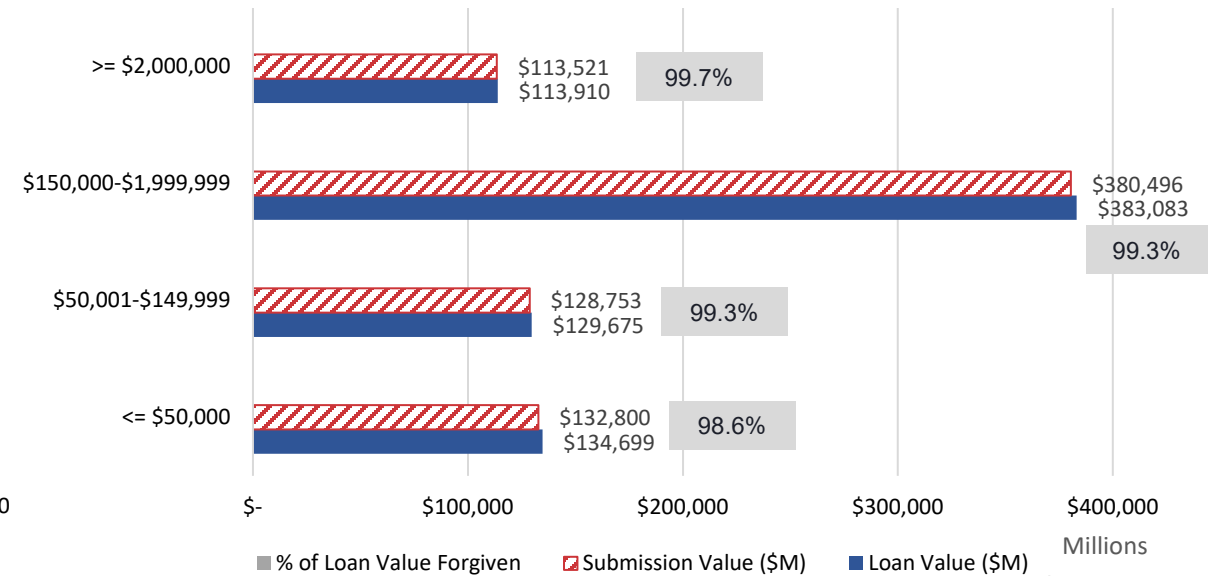
## Summary

| Total PPP Loan Population |                   | Forgiveness Requests To Date                                 |   | Payments To Date   |   |
|---------------------------|-------------------|--|---|--|---|
| Count of Loans            | Total Loan Value  | Count of Applications  | Total Forgiveness Amount Requested  | Count of Payments  | Total Forgiveness Paid  |
| 11,344,362                | \$785,990,720,029 | 10,529,799   | \$755,570,397,079   | 10,487,214   | \$755,376,372,734   |
|                           |                   | 93% of all PPP loans have submitted forgiveness applications | Forgiveness has been requested for 96% of the total loan value of all PPP loans | 92% of all PPP loans have been fully or partially forgiven | 96% of the total PPP loan value has been forgiven, in full or in part |
|                           |                   | 4,706 lenders have requested forgiveness for all PPP loans   |   |  |   |

### Number of Submissions, by Loan Amount



### Value of Submissions, by Dollar Amount



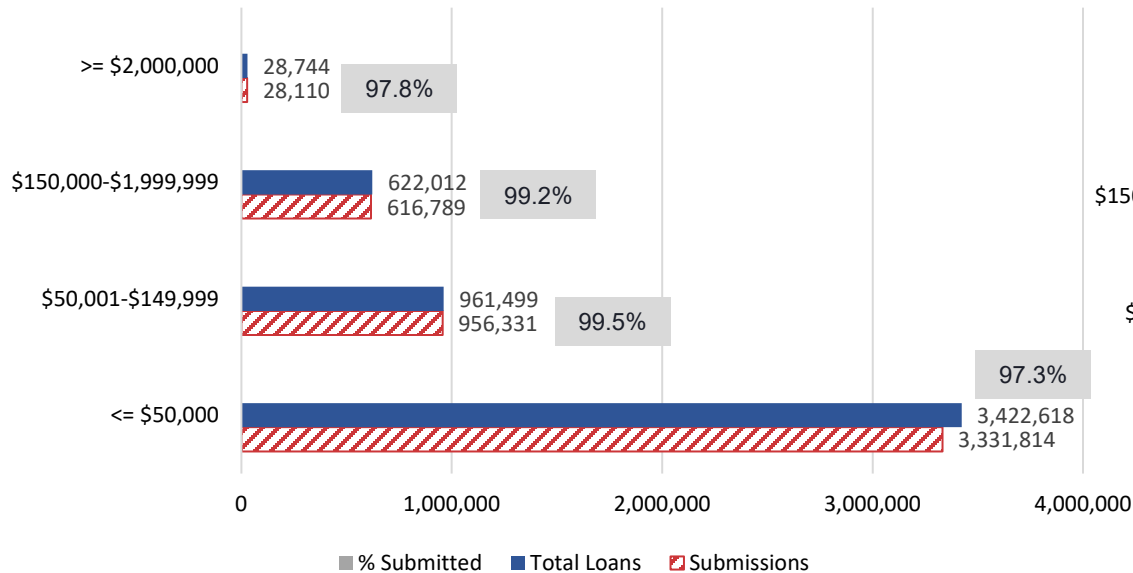
October 27, 2022

# Forgiveness Platform Lender Submission Metrics | October 17


Data as of October 17, 11:59 PM ET  
2020 PPP Loan Population

| 2020 PPP Loan Population                                    |                   | Forgiveness Requests To Date                                  |  | Payments To Date  |  |
|---|-------------------|---|--|---|--|
| Count of Loans  | Total Loan Value  | Count of Applications   | Total Forgiveness Amount Requested   | Count of Payments   | Total Forgiveness Paid   |
| 5,034,873   | \$516,106,807,313 | 4,933,044   | \$503,098,061,529  | 4,912,194   | \$503,909,676,327  |
|   |                   | 98% of 2020 PPP loans have submitted forgiveness applications | Forgiveness has been requested for 97% of the total loan value of 2020 PPP loans | 98% of 2020 PPP loans have been fully or partially forgiven | 98% of the total 2020 PPP loan value has been forgiven, in full or in part |
| 4,647 lenders have requested forgiveness for 2020 PPP loans |                   |   |  |   |  |

Number of Submissions, by Loan Amount



Value of Submissions, by Dollar Amount



October 27, 2022

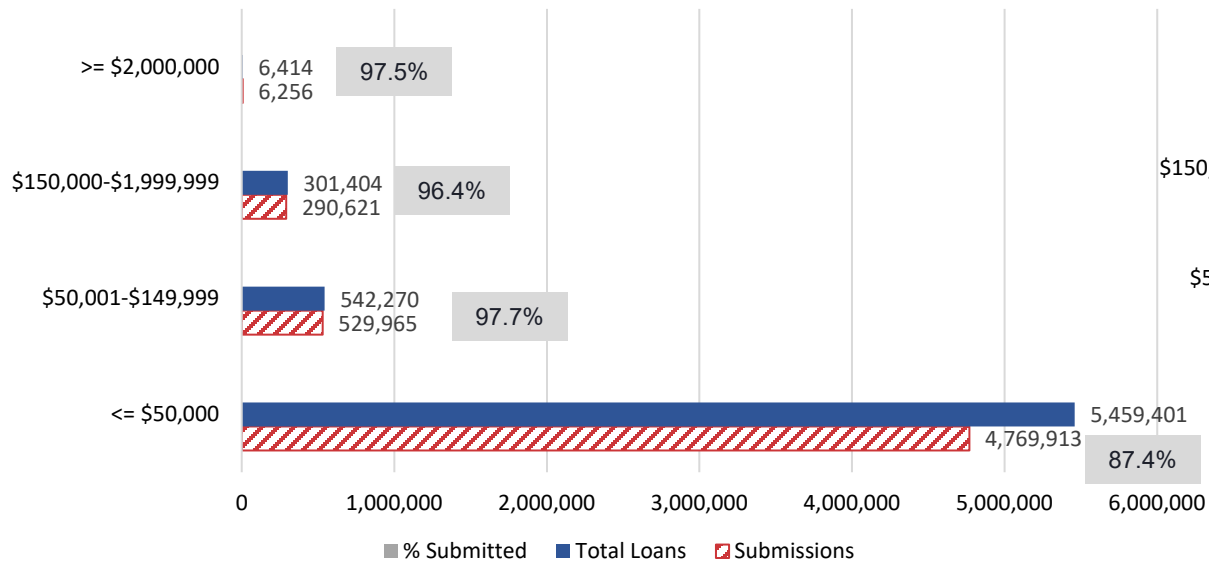
# Forgiveness Platform Lender Submission Metrics | October 17

Data as of October 17, 11:59 PM ET

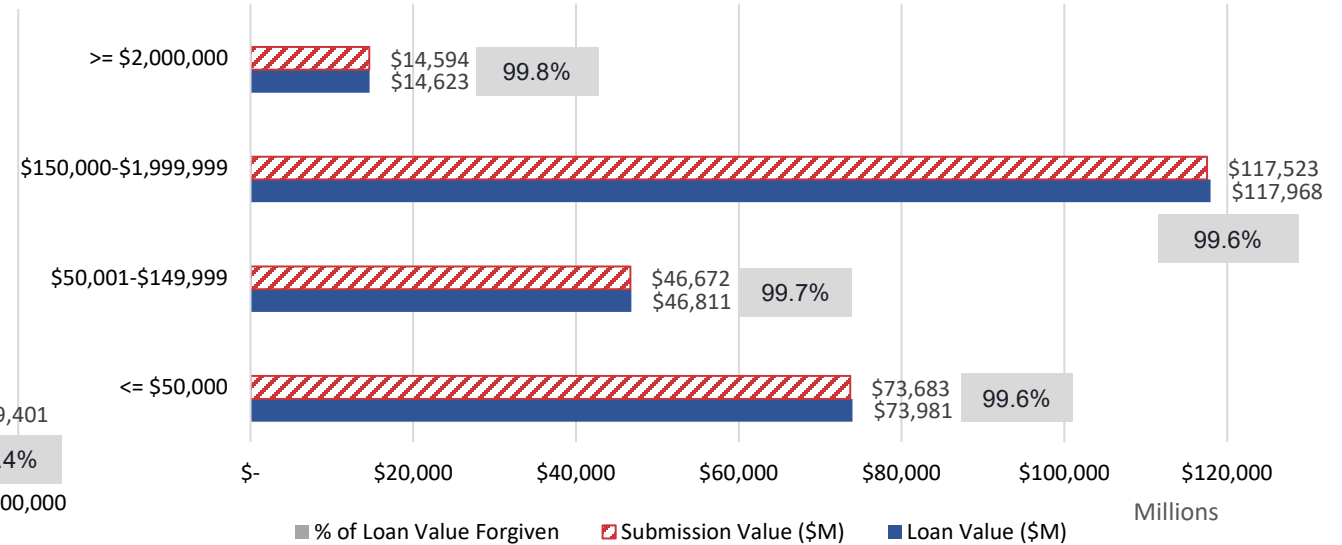
## 2021 PPP Loan Population

| 2021 PPP Loan Population |                   | Forgiveness Requests To Date                                  |  | Payments To Date  |  |
|--------------------------|-------------------|---|--|---|--|
| Count of Loans           | Total Loan Value  | Count of Applications   | Total Forgiveness Amount Requested   | Count of Payments   | Total Forgiveness Paid   |
| 6,309,489                | \$269,883,912,717 | 5,596,755   | \$252,472,335,550  | 5,575,020   | \$251,466,696,407  |
|                          |                   | 89% of 2021 PPP loans have submitted forgiveness applications | Forgiveness has been requested for 94% of the total loan value of 2021 PPP loans | 88% of 2021 PPP loans have been fully or partially forgiven | 93% of the total 2021 PPP loan value has been forgiven, in full or in part |
|                          |                   | 4,515 lenders have requested forgiveness for 2021 PPP loans   |  |   |  |

Number of Submissions, by Loan Amount



Value of Submissions, by Dollar Amount



October 27, 2022