



REPORT TO THE U.S. CONGRESS ON MINORITY SMALL BUSINESS AND CAPITAL OWNERSHIP DEVELOPMENT

Fiscal Year 2023

U.S. Small Business Administration Office of Business Development

8(a) Business Development Program FY 2023 408 Report to the Congress

Isabella Casillas Guzman
Administrator
U.S. Small Business Administration

Jaqueline Robinson-Burnette
Associate Administrator
Office of Government Contracting and Business Development

Table of Contents

| | |
|--|----|
| Statutory Requirements | 4 |
| Abbreviations | 6 |
| Executive Summary | 7 |
| 1. Net Worth of Newly Certified Program Participants | 11 |
| 2. Benefits and Costs of the 8(a) BD Program to the Economy and Government | 16 |
| 3. Evaluation of Firms That Completed the 8(a) BD Program | 21 |
| 4. Post-Program Contracting | 24 |
| 5. 8(a) Obligations | 25 |
| 6. Dollar Obligations for 8(a) Contracts by NAICS Code | 27 |
| 7. 8(a) Firms with SBA Loans | 27 |
| 8. Compilation of Fiscal Year 2023 Program Participants..... | 29 |

List of Tables

| | |
|---|----|
| Table 1. Unadjusted Net Worth Tabulations..... | 13 |
| Table 2. Adjusted Net Worth Tabulation | 15 |
| Table 3. FY 2023 Number of Active 8(a) Firms and Federal Contracts | 17 |
| Table 4. FY 2023 Disaggregated Contracting Data on 8(a) Individually Owned Program Participants | 17 |
| Table 5. FY 2023 Disaggregated Contracting Data on 8(a) Entity Owned Program Participants | 17 |
| Table 6. Total Dollar Value of Contracts and Options Awarded in Each of the 9-Years of Program Participation (FY23) | 18 |
| Table 7. Jobs Supported by 8(a) Firms..... | 19 |
| Table 8. Firms Leaving the Program | 23 |
| Table 9. Graduated Firms Status..... | 23 |
| Table 10. Graduated Firms that Continued to Receive New Contracts..... | 25 |
| Table 11. Top 5 NAICS for Post-Program Contracts by Number of Initiations..... | 25 |
| Table 12. 8 (a) Overall Obligations in FY 2023 | 26 |

| | |
|---|----|
| Table 13. 8(a) Obligation Totals in FY 2023 to active 8(a) BD firms | 26 |
| Table 14. Joint Venture Obligations in FY 2023 | 26 |
| Table 15. 8(a) Individual Participant Breakdown..... | 30 |
| Table 16. 8(a) Entity Participant Breakdown..... | 31 |
| Table 17. FY 2023 Entity-Owned Participant Benefits Report | 32 |

List of Figures

| | |
|--|----|
| Figure 1. Small Disadvantaged Business Contract Dollars displayed by Fiscal Year | 7 |
| Figure 2. Unadjusted Net Worth of Newly Certified Program Participants..... | 12 |
| Figure 3. Adjusted Net Worth of Newly Certified Program Participants | 14 |
| Figure 4. Change in GDP as a Result of 8(a) Contract Obligations | 20 |
| Figure 5. Status of Firms Leaving the Program in the Prior 3 Fiscal Years..... | 22 |
| Figure 6. Map of Firms Leaving the Program in Prior Three Fiscal Years..... | 24 |
| Figure 7. Active Firms with New or Existing 7(a)/504 Loans..... | 28 |
| Figure 8. Number of Firms with New 7(a)/504 Loans in Report FY | 29 |
| Figure 9. Newly Certified 8(a) Firms by State in FY 2023..... | 33 |
| Figure 10: All Active 8(a) Firms by State in FY 2023 | 34 |

Appendices

- A. 8(a) Contract Dollars Obligated by NAICS
- B. Certified 8(a) Participants with Obligated Contract Dollars by Firm Name, Region, State, MED Min codes (comprised of Minority Enterprise Development (MED) codes and Minority (Min or Ethnicity/Race) codes, Entities, and Gender
- C. 7(a) Loans to 8(a) BD Program Participants
- D. Participants with SBA 504 Loans

Statutory Requirements

This is the annual report on the U.S. Small Business Administration's (SBA) systematic collection of data on the operations of the 8(a) Business Development (BD) Program as required by Section 408 of the Business Opportunity Development Reform Act of 1988, Public Law 100-656, codified at Section 7(j)(16) of the Small Business Act, 15 U.S.C. § 636(j)(16).

SMALL BUSINESS ACT - Sections 7(j)(16)(A), (B), and (C)

- (A) The Administrator shall develop and implement a process for the systematic collection of data on the operations of the Program established pursuant to paragraph (10).
- (B) Not later than April 30 of each year, the Administrator shall submit a report to the Congress on the Program that shall include the following:
 - (i) The average personal net worth of individuals who own and control concerns that were initially certified for participation in the Program during the immediately preceding Fiscal Year (FY). The Administrator shall also indicate the dollar distribution of net worth, at \$50,000 increments, of all such individuals found to be socially and economically disadvantaged. For the first report required pursuant to this paragraph, the Administrator shall also provide the data specified in the preceding sentence for all eligible individuals in the Program as of the effective date of this paragraph.
 - (ii) A description and estimate of the benefits and costs that have accrued to the economy and the Federal Government in the immediately preceding Fiscal Year due to the operations of those business concerns that were performing contracts awarded pursuant to section 8(a).
 - (iii) A compilation and evaluation of those business concerns that have exited the Program during the immediately preceding 3 Fiscal Years. Such compilation and evaluation shall detail the number of concerns actively engaged in business operations, those that have ceased or substantially curtailed such operations, including the reasons for such actions, and those concerns that have been acquired by other firms or organizations owned and controlled by other than socially and economically disadvantaged individuals. For those businesses that have continued operations after they exited from the Program, the Administrator shall also separately detail the benefits and costs that have accrued to the economy during the immediately preceding Fiscal Year due to the operations of such concerns.
 - (iv) A listing of all participants in the Program during the preceding Fiscal Year identifying, by State and by Region, for each firm: the name of the concern; the race or ethnicity, and gender of the disadvantaged owners; the dollar value of all contracts received in the preceding year; the dollar amount of advance payments received by each concern pursuant to contracts awarded under section 8(a); and a description including (if appropriate) an estimate of the dollar value of all benefits received pursuant to paragraphs (13) and (14) and section 7(a)(20) during such year.
 - (v) The total dollar value of contracts and options awarded during the preceding Fiscal Year pursuant to section 8(a) and such amount expressed as a percentage of

total sales of 1) all firms participating in the Program during such year; and 2) of firms in each of the 9 years of Program participation.

- (vi) A description of such additional resources or Program authorities as may be required to provide the types of services needed over the next 2-year period to service the expected portfolio of firms certified pursuant to section 8(a).
- (vii) The total dollar value of contracts and options awarded pursuant to section 8(a), at such dollar increments as the Administrator deems appropriate, for each four-digit standard industrial classification code under which such contracts and options were classified.

(C) The first report required by subparagraph (B) shall pertain to FY1990.

Abbreviations

Ethnicity/Race (for individually owned firms)

| Abbreviation | Ethnicity/Race |
|--------------|-----------------------------|
| AP | Asian Pacific American |
| BA | Black American |
| HA | Hispanic American |
| NA | Native American |
| OT | Other (American) |
| SA | Subcontinent Asian American |

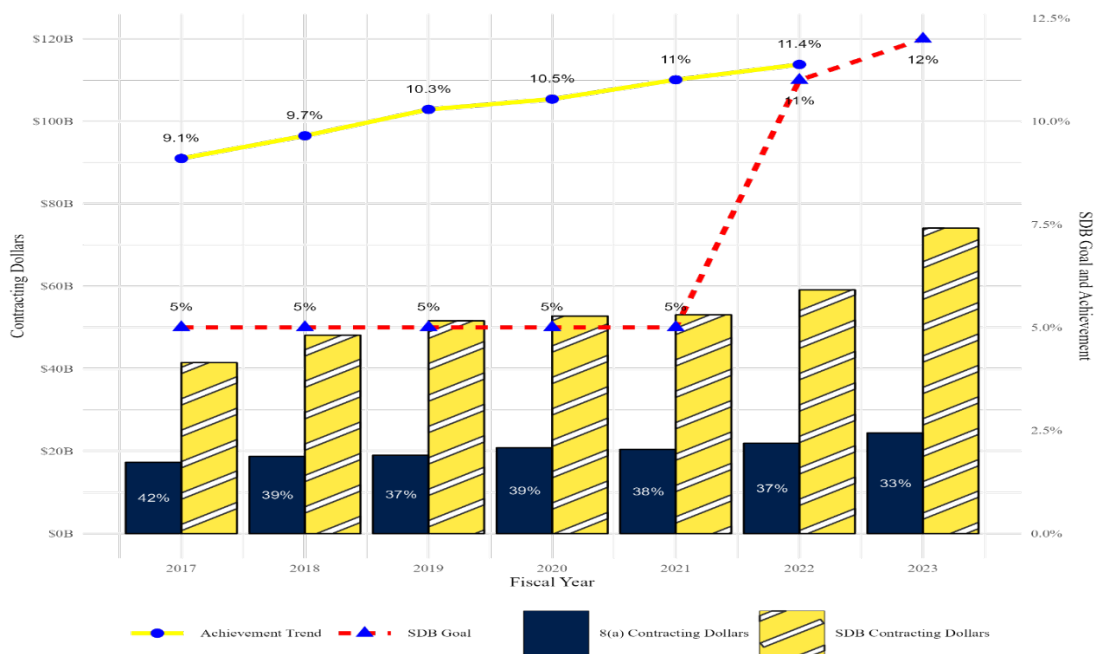
Entity-owned firms

| Abbreviation | Entity |
|--------------|--|
| ANC | Owned by an Alaska Native Corporation |
| CDC | Owned by a Community Development Corporation |
| NHO | Owned by a Native Hawaiian Organization |
| AIT | Owned by an American Indian Tribe |

Executive Summary

The 8(a) Minority Small Business and Capital Ownership Development Program (herein referenced as the “8(a) BD Program” or “8(a) Program”) provides participating socially and economically disadvantaged small businesses with access to powerful contracting opportunities to ignite wealth generation, job creation, and economic development in historically underserved communities by empowering socially and economically disadvantaged entrepreneurs, including Black, Hispanic, Asian American, and Native American entrepreneurs, through Federal contract awards. As the largest purchaser of goods and services in the world, with over \$630 billion in procurement spending eligible for small business contracting in Fiscal Year (FY) 2023, the Federal Government exceeded its small business contracting goal of 23 percent awarding an all-time high 28.4% of Federal contract dollars to small businesses. This historic level amounts to a \$178.6 billion investment in the small business economy – an \$15.7 billion increase from the previous Fiscal Year. The Small Disadvantaged Business (SDB) spending exceeded the 12% goal, with 12.1%, or \$76.2 billion awarded to SDBs in FY 2023, demonstrating the Administration’s commitment to ensuring that the Nation’s most underinvested in, disadvantaged communities have a more level playing field on which to compete for Federal contracts (see Figure 1). The 8(a) BD Program remains one of the most effective economic instruments at the Federal Government’s disposal to achieve this commitment to underserved communities—a commitment that this Administration, under the leadership of President Biden and Administrator Guzman, has only elevated through the SDB contracting goal of 15 percent by FY 2025.¹

Figure 1. *Small Disadvantaged Business Contract Dollars Displayed by Fiscal Year*



The 8(a) BD Program continues to deliver on its central mission of advocating for and advancing the business acumen and technical capabilities of socially and economically disadvantaged

¹ SBA FY 2023 Small Business Federal Procurement Scorecard data.

individuals across the country. Figure 1 above also demonstrates that 8(a) contracting consistently comprises over 33 percent of Federal spending to SDB firms.

The Small Business Act requires the SBA to provide information on participants in the 8(a) Program for the report year and the status of the business concerns that exited the Program during the preceding 3 Fiscal Years of the report year. This report provides information on firms that exited the Program during the 3 preceding Fiscal Years (e.g., FY 2020, FY 2021, and FY 2022).

FY 2023 marked the 56th year of the SBA's 8(a) Program. During FY 2023, a total of 5,273 businesses participated in the program.² These firms made significant contributions to the Federal, state, and local tax bases and contributed an estimated 171,600 jobs to the nation's economy.³ Between October 1, 2022, and September 30, 2023, a total of 385 new firms were certified to participate in the program.

According to data collected from the Federal Procurement Data System—Next Generation (FPDS-NG) total federal obligations are recorded for current participating firms, current 8(a) Joint Ventures, and 8(a) obligation dollars awarded to former 8(a) firms during their tenure in the 8(a) BD Program. In accordance with 8(a) regulations, an 8(a) firm is eligible to receive an 8(a) contract on their very last day in the program for sole source acquisition and based on their eligibility for 8(a) contracts for competitive procurements were \$33,690,605,859. This consisted of \$24,201,498,124 in 8(a) sales and \$9,489,107,736 non-8(a) sales. The 8(a) obligations represent an estimated 71.8 percent of total revenue for FY 2023 firms.⁴

To assess the current business status of former 8(a) firms that exited and completed⁵ the program during the 3 preceding Fiscal Years, SBA used information and data available through Dun and Bradstreet (D&B), a company that provides commercial data and analytics for businesses. Between October 1, 2019, and September 30, 2022, a total of 866 firms exited the program. Of these firms, 824 are active,⁶ 40 had ceased business operations, and 2 had no data available.⁷ Of the active firms, none were acquired by another firm or organization owned and controlled by other than socially and economically disadvantaged individuals, and 236 firms were substantially curtailed.⁸

Pursuant to D&B figures, the 866 former participants that exited or completed the program during FY 2020, FY 2021, and FY 2022 collectively reported revenues for FY 2023 of approximately \$1,423,768,102 and provided jobs for approximately 17,444 persons.

² In determining this figure, any firm that was a Participant for at least one day during the fiscal year was included.

³ Data regarding jobs (employees) were pulled via SAM.gov.

⁴ The data set for the report was obtained from the Federal Procurement Data System (FPDS) on December 31, 2023. FPDS is updated and revised as reported data is validated and verified.

⁵ The term “completed” refers to firms that completed the full 9-year program term. The term “exited” refers to firms that left the program based on their voluntary withdrawal or program termination.

⁶ Active firms are defined as being actively engaged in business operations.

⁷ Ceased firms are firms that are out of business.

⁸ For the purposes of this report, substantially curtailed business concerns are those firms with the number of employees at the end of the reporting year to be less than 50 percent of the number of employees at the end of the Fiscal Year when the business left the 8(a) BD Program.

Program Overview and Outlook

Mission: The purpose of the 8(a) Program is to assist eligible SDB concerns to compete in the American economy through business development. These SDBs are owned and controlled by US citizens who are socially and economically disadvantaged. Other program participants include small businesses owned by Alaska Native Corporations, Native Hawaiian Organizations, Indian tribes, and Community Development Corporations, which are responsible for the welfare of their native or underserved communities. The 8(a) Program fulfills its mission by providing business development resources such as marketing, managerial, technical, and financial and procurement assistance.

Business Development: The 8(a) Program promotes business development over a 9-year period. Each participant is assigned to a Business Opportunity Specialist from its local SBA District Office who provides business developmental assistance. The 8(a) firms can receive guidance from many organizations outside of the SBA, including organizations such as SCORE mentors, Small Business Development Centers (SBDC), APEX Accelerators, and Women's Business Centers (WBC). In addition, through award of sole source and limited competition contracts, the 8(a) Program provides a logical and systematic approach to market access and enterprise growth to Program participants.

Management and Technical Assistance: Pursuant to Section 7(j) of the Small Business Act, SBA's Management and Technical Assistance program, Empower to Grow, provides free high-quality assistance to eligible SDBs and other small business concerns located in areas of high unemployment or low income to help them successfully compete for Federal, state, and local contracting opportunities as a prime or subcontractor. Businesses in the program receive training, executive education, and one-on-one consulting in a wide range of activities. Those businesses are also provided with the opportunity to participate in courses in the following areas: accounting, marketing, strategic and operational planning, financial analysis, contract management, business development, and other areas as needed. To be eligible, a small business must be one or more of the following:

- Located in an area of high unemployment or low income.
- Owned by low-income individuals.
- Certified as an 8(a) participant, HUBZone small business, or economically-disadvantaged women-owned business.

The 8(a) Business Development Program continues to deliver on its central mission of advocating for and advancing the business acumen and technical capabilities of small disadvantaged firms across the country. In FY 2023, small businesses participating in the Empower to Grow Program submitted 3,700 offers for Federal contracts, and 2,200 of those businesses were awarded contracts—a win rate of ~60 percent. More than 6,000 small businesses participated in the program and, on average, firms that received training self-reported that their percentage growth in annual revenue had increased by 45 percent. This targeted assistance continues to provide complete access to Federal agency forecast opportunities so firms can better allocate their

marketing and business development resources to make timely decisions and pursue teaming opportunities that lead to new Federal contracts.

The **President's Management Agenda** calls on agencies to create a diverse and resilient Federal marketplace. The number of 8(a) Program applications is at an all-time high, and this increase in applications is expected to continue. Support, as well as the ability to build the business acumen of active participants during their 9-year program term, is essential. The 8(a) Program remains one of the most critical mechanisms that the Federal Government has for achieving its commitment to equity in procurement and for ensuring that Federal agencies can effectively leverage the talents and ideas inherent in SBA's contract-ready 8(a) Program participants. The pool of certified firms in the current 8(a) portfolio has the capacity, knowledge base, and agility to successfully perform in everything from major environmental remediation projects to biopharmaceuticals to cybersecurity programming to green engineering services.

1. Net Worth of Newly Certified Program Participants

SMALL BUSINESS ACT – SECTION 7(J)(16)(B)(i)

([T]he administrator shall submit a report to Congress...that shall include the following:)

The average personal net worth of individuals who own and control concerns that were initially certified for participation in the Program during the immediately preceding Fiscal Year. The Administrator shall also indicate the dollar distribution of net worth, at \$50,000 increments, of all such individuals found to be socially and economically disadvantaged.

1. Unadjusted Personal Net Worth⁹: The unadjusted personal net worth, for Program purposes, is the net value of the remaining assets of an individual after total liabilities are deducted from their total assets. During the 2023 Fiscal Year, 385 individuals were certified to participate in the 8(a) BD Program. Figure 2 represents data on the unadjusted personal net worth of those individuals in their initial application, whereas Table 1 presents the data in tabular form. Individuals are grouped by their unadjusted net worth in \$50,000 increments. For example, we can see from Figure 2 that 52 percent of newly certified firms have an unadjusted net worth of \$500,000 or less.
2. Adjusted Personal Net Worth¹⁰: For 8(a) BD Program purposes, the Small Business Act directs the SBA to compute an individual's personal net worth without regard to his or her equity in a primary residence or that individual's ownership interest in the participant firm. SBA regulations further exclude the value of funds invested in an individual's Individual Retirement Account or other official retirement account. Thus, in determining whether or not an individual qualifies as economically disadvantaged, the SBA excludes such assets from the individual's personal net worth. For the period covered in this report, an applicant's adjusted new worth cannot exceed \$850,000. Note that the adjusted net worth threshold changed from \$750,000 to \$850,000 effective December 2022. Figure 3 and Table 2 represent data on the adjusted personal net worth of those individuals after the SBA's review. For example, Figure 3 illustrates that 61 percent of newly certified firms have an adjusted net worth of \$150,000 or less. 61.4 percent of newly certified firms have less than \$150,000 in adjusted net worth, and 81.4 percent of newly certified firms have less than \$300,000.

The unadjusted net worth for newly certified firms in FY 2023 is shown below in Figure 2. Firms are bucketed by their unadjusted net worth in \$50,000 increments, not inclusive of its higher endpoint. For example, the bar at \$50,000 includes firms with an unadjusted net worth ranging from \$0 to \$49,999. The vertical bars represent the number of firms in each bucket, with the

⁹ Data for Unadjusted Personal Net Worth Table I were verified in SBA's system of record, Certify@sba.gov.

¹⁰ Data for Adjusted Personal Net Worth Table II were verified in SBA's system of record, Certify@sba.gov.

number labeled above each bar, whereas the dark line from left to right represents the cumulative percentage of newly certified firms at that bucket.

Figure 2. *Unadjusted Net Worth of Newly Certified Program Participants*

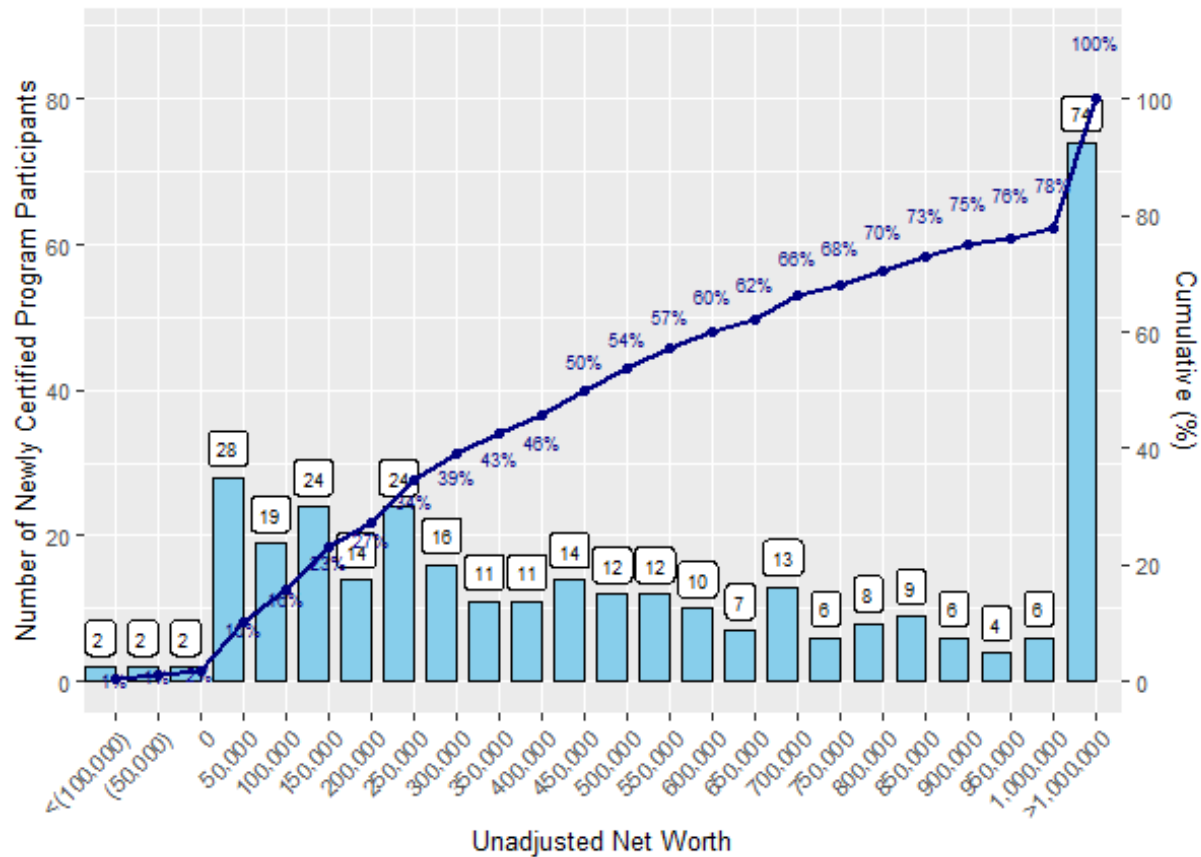


Table 1 below shows the unadjusted net worth data in tabular form, demonstrating that 54 percent of newly certified firms have less than \$500,000 in unadjusted net worth, and 78 percent of newly certified firms have less than \$1,000,000.

Table 1. Unadjusted Net Worth Tabulations

| Unadjusted Net Worth (\$) | Number of Newly Certified Firms | Percentage of New Firms | Cumulative Percentage |
|--------------------------------------|--|--------------------------------|------------------------------|
| <(100,000) | 2 | 0.6% | 1% |
| (100,000)–(50,001) | 2 | 0.6% | 1% |
| (50,000)–(1) | 2 | 0.6% | 2% |
| 0–49,999 | 28 | 8.4% | 10% |
| 50,000–99,999 | 19 | 5.7% | 16% |
| 100,000–149,999 | 24 | 7.2% | 23% |
| 150,000–199,999 | 14 | 4.2% | 27% |
| 200,000–249,999 | 24 | 7.2% | 34% |
| 250,000–299,999 | 16 | 4.8% | 39% |
| 300,000–349,999 | 11 | 3.3% | 43% |
| 350,000–399,999 | 11 | 3.3% | 46% |
| 400,000–449,999 | 14 | 4.2% | 50% |
| 450,000–499,999 | 12 | 3.6% | 54% |
| 500,000–549,999 | 12 | 3.6% | 57% |
| 550,000–599,999 | 10 | 3% | 60% |
| 600,000–649,999 | 7 | 2.1% | 62% |
| 650,000–699,999 | 13 | 3.9% | 66% |
| 700,000–749,999 | 6 | 1.8% | 68% |
| 750,000–799,999 | 8 | 2.4% | 70% |
| 800,000–849,999 | 9 | 2.7% | 73% |
| 850,000–899,999 | 6 | 1.8% | 75% |
| 900,000–949,999 | 4 | 1.2% | 76% |
| 950,000–999,999 | 6 | 1.8% | 78% |
| >= 1,000,000 | 74 | 22% | 100% |

The adjusted net worth for newly certified firms in FY 2023 are shown in Figure 3. Firms are bucketed by their adjusted net worth in \$50,000 increments, not inclusive of its higher endpoint. For example, the bar at \$50,000 includes firms with an adjusted net worth ranging from \$0 to \$49,999. The vertical bars represent the number of firms in each bucket with the number labeled above each bar, whereas the dark line from left to right represents the cumulative percentage of newly certified firms at that bucket.

Figure 3. *Adjusted Net Worth of Newly Certified Program Participants*

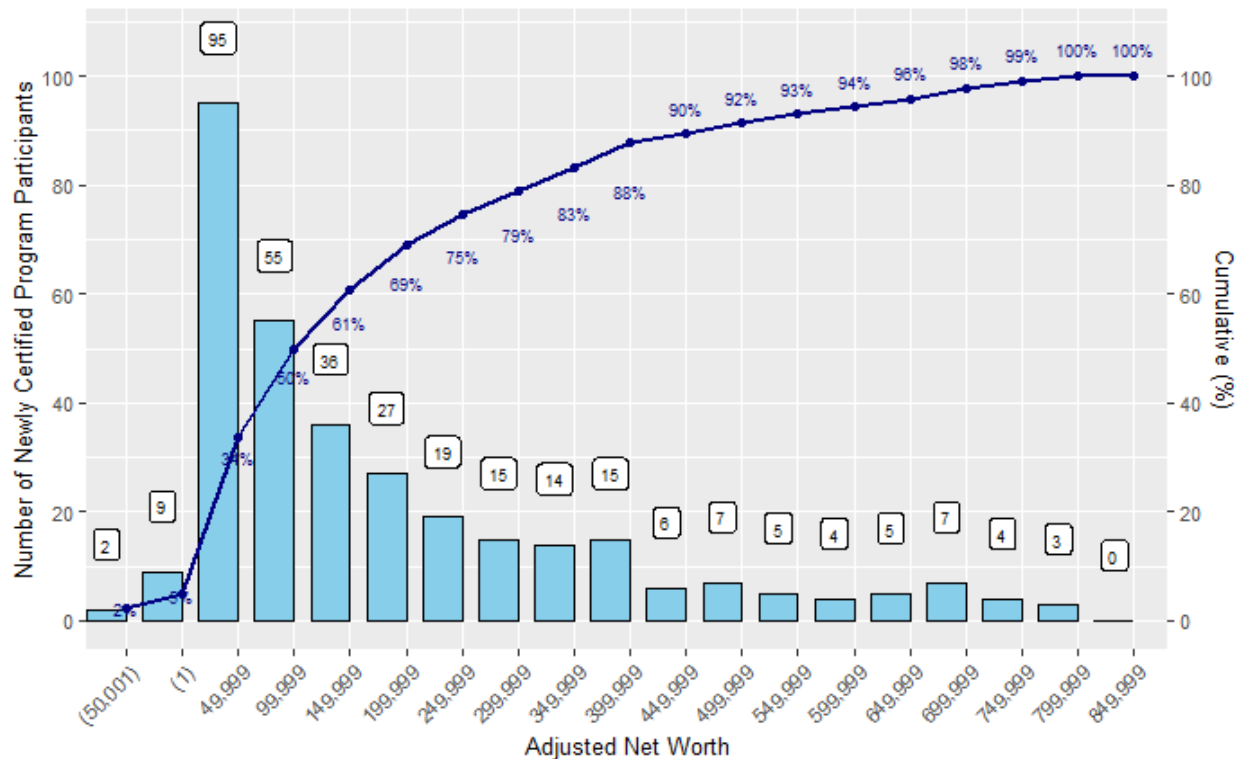


Table 2 below shows the adjusted net worth data in tabular form, demonstrating that 61.4 percent of newly certified firms have less than \$150,000 in adjusted net worth, and 79 percent of newly certified firms have less than \$300,000.

Table 2. *Adjusted Net Worth Tabulation*

| Adjusted Net Worth (\$) | Number of Newly Certified Firms | Percentage of New Firms | Cumulative Percentage |
|--------------------------------|--|--------------------------------|------------------------------|
| <(100,000) | 6 | 1.8% | 2% |
| (100,000) - (50,001) | 2 | 0.6% | 2% |
| (50,000) – (1) | 9 | 2.7% | 5% |
| 0–49,999 | 95 | 28.4% | 34% |
| 50,000–99,999 | 55 | 16.5% | 50% |
| 100,000–149,999 | 36 | 10.8% | 61% |
| 150,000–199,999 | 27 | 8.1% | 69% |
| 200,000–249,999 | 19 | 5.7% | 75% |
| 250,000–299,999 | 15 | 4.5% | 79% |
| 300,000–349,999 | 14 | 4.2% | 83% |
| 350,000–399,999 | 15 | 4.5% | 88% |
| 400,000–449,999 | 6 | 1.8% | 90% |
| 450,000–499,999 | 7 | 2.1% | 92% |
| 500,000–549,999 | 5 | 1.5% | 93% |
| 550,000–599,999 | 4 | 1.2% | 94% |
| 600,000–649,999 | 5 | 1.5% | 96% |
| 650,000–699,999 | 7 | 2.1% | 98% |
| 700,000–749,999 | 4 | 1.2% | 99% |
| 750,000–799,999 | 3 | 0.9% | 100% |
| 800,000–849,999 | 0 | 0% | 100% |

2. Benefits and Costs of the 8(a) BD Program to the Economy and Government

SMALL BUSINESS ACT - Section 7(j)(16)(B)(ii)

([T]he administrator shall submit a report to the Congress...that shall include the following:)

A description and estimate of the benefits and costs that have accrued to the economy and the Federal Government in the immediately preceding Fiscal Year due to the operation of those business concerns that were performing contracts awarded pursuant to section 8(a).

During FY 2023, a total of 5,273 firms participated in the 8(a) BD Program and provided employment for more than 171,600 people.

According to data collected from the Federal Procurement Data System – Next Generation (FPDS-NG) total federal obligations to participating firms were \$33,690,605,859. This consisted of \$24,201,498,124 in 8(a) sales and \$9,489,107,736 non-8(a) sales. The 8(a) obligations represent an estimated 71.8 percent of total revenue for FY 2023 firms.

Benefits to the Economy and to the Government

In principle, the benefit to the economy represents the incremental gain to disadvantaged groups from employment and income supported by 8(a) business development assistance as well as incremental gains in business sustainability. The following are areas in which program participants are contributing to the gross domestic product: the Nation's tax base, employment, and the individual wealth and well-being of all Americans.

Although 8(a) BD contract value figures represent a very small percentage of total Federal procurement dollars, they serve as an indicator of the development of firms owned and operated by individuals and entities that historically have had limited access to capital, credit, and public/private contracting opportunities. Additionally, these contracts and values can serve as gauges to the Nation's economic growth and to the diversity of new jobs. Tables 3 through 6 show the number of contract awards, contracting dollars by individually and entity owned firms, and the dollar value of contracts and options awarded in each of the 9 years of Program participation.

The 8(a) Program participants benefitted from assistance under the Empower to Grow Program. The Program provides high-quality assistance to [SBA-approved small businesses](#) to help them successfully compete for Federal, state, and local contracting opportunities as a prime or subcontractor.

The SBA also provides assistance under the 8(a) Surplus Property Program by allowing eligible 8(a) firms to obtain surplus property from State Agencies for Surplus Property (SASP) through a Memorandum of Agreement (MOA) between the SBA, the U.S. General Services Administration (GSA), and the SASP in accordance with 15 U.S.C. § 636 (j)(13)(F). The Federal Surplus Property Program provides a valuable opportunity for 8(a) firms to access needed property to expand, grow, and obtain equipment that they might not otherwise have the resources to purchase. In FY 2023, 63 unique 8(a) firms received surplus property collectively valued at \$18.8 million for the total cost of \$1.6 million, representing a savings of \$17.2 million to the firms.

Table 3. FY 2023 Number of Active 8(a) Firms and Federal Contracts

| Receiving Federal Contracts | Not Receiving Federal Contracts |
|-----------------------------|---------------------------------|
| 3,571 | 1,702 |

As a result of 8(a) firms receiving business development assistance from the 8(a) Program, in FY 2023, 67.7 percent of active 8(a) firms received federal contracts.

Table 4. FY 2023 Disaggregated Contracting Data on 8(a) Individually Owned Program Participants

| Race/Ethnicity | 8(a) Contract Dollars | Non-8(a) Contract Dollars |
|-----------------------------|-----------------------|---------------------------|
| Asian Pacific American | \$809,736,557 | \$798,299,231 |
| Black American | \$1,889,670,710 | \$1,444,332,333 |
| Hispanic American | \$1,419,694,810 | \$1,207,163,137 |
| Native American | \$423,880,434 | \$285,895,180 |
| Other American | \$738,142,253 | \$769,391,671 |
| Subcontinent Asian American | \$1,468,955,549 | \$1,757,227,628 |

Table 5. FY 2023 Disaggregated Contracting Data on 8(a) Entity Owned Program Participants

| Entity | 8(a) Contract Dollars | Non-8(a) Contract Dollars |
|------------------------------------|-----------------------|---------------------------|
| Alaska Native Corporations | \$5,892,639,968 | \$2,056,808,484 |
| Native Hawaiian Organizations | \$1,160,542,131 | \$360,802,460 |
| American Indian Tribes | \$2,731,457,500 | \$809,187,611 |
| Community Development Corporations | \$79,508 | \$0 |

Table 6. Total Dollar Value of Contracts and Options Awarded in Each of the 9 Years of Program Participation (FY23)

| Program Year | Total Dollars | 8(a) Procedure Dollars | Non-8(a) Procedure Dollars |
|---------------------|----------------------|-------------------------------|-----------------------------------|
| 1 | \$276,708,653 | \$113,859,839 | \$162,848,814 |
| 2 | \$954,327,277 | \$540,352,299 | \$413,974,978 |
| 3 | \$1,926,287,429 | \$1,154,571,101 | \$771,716,328 |
| 4 | \$2,463,137,248 | \$1,509,702,042 | \$953,435,205 |
| 5 | \$2,758,197,795 | \$2,015,492,752 | \$742,705,042 |
| 6 | \$2,760,600,881 | \$2,007,920,616 | \$752,680,265 |
| 7 | \$2,732,870,819 | \$1,695,538,392 | \$1,037,332,427 |
| 8 | \$5,379,011,887 | \$3,270,381,893 | \$2,108,629,995 |
| 9 | \$3,412,396,018 | \$2,102,449,175 | \$1,309,946,843 |
| 10 | \$1,778,166,287 | \$1,119,778,734 | \$658,387,553 |
| 11 | \$1,482,248,269 | \$951,680,593 | \$530,567,676 |
| 12 | \$99,954,593 | \$53,071,985 | \$46,882,608 |
| Total | \$26,023,907,156 | \$16,534,799,420 | \$9,489,107,736 |

Note: Program years 10, 11, and 12 reflect the result of the provision in the Consolidated Appropriations Act, 2021 (Appropriations Act), and the National Defense Authorization Act for Fiscal Year 2021 (NDAA, 2021), which authorized certain 8(a) Participants to extend their 8(a) BD Program term.

2.1.1. Jobs Supported by 8(a) Firms

The participating 5,273 8(a) firms provided employment to an estimated 171,600 people during FY 2023, representing an average of 33 employees per company. The 8(a) Program is a source of employment in all 50 states as well as the District of Columbia, Guam, Puerto Rico, and the U.S. Virgin Islands. Table 7 displays the breakdown of all active program participants and the firms newly certified in FY 2023.

Table 7. Jobs Supported by 8(a) Firms

| Firm Type | Total Jobs Supported | Average per Firm | Median per Firm |
|-------------------------------|----------------------|------------------|-----------------|
| All Firms Active in Report FY | 171,600 | 33 | 10 |
| Firms Certified in FY 23 | 4,199 | 11 | 4 |

2.1.2. Effect on Economic Output from 8(a) Contract Obligations

A broader economic benefit is the change in economic output that results from these contracts, which is estimated by applying a fiscal multiplier approach. This method uses data on Federal spending to determine how much total spending occurs as a result of each additional dollar of Federal spending. Estimates of this multiplier vary due to estimation methods, time period, economic conditions, and type of spending, but for the U.S., estimates generally fall within the range of 0.5 and 2.5.¹¹ Research from Federal Reserve economists has estimated the aggregate fiscal multiplier for the U.S. to be 1.64.¹² An SBA-commissioned economic impact study conducted by Optimal Solutions Group, LLC found that each 8(a) set-aside contracting dollar generated \$2.60 of economic output and \$1.54 of GDP in FY 2021.¹³ Using this range of fiscal multipliers, we can provide an estimated range of the broader economic benefits of the 8(a) Program.

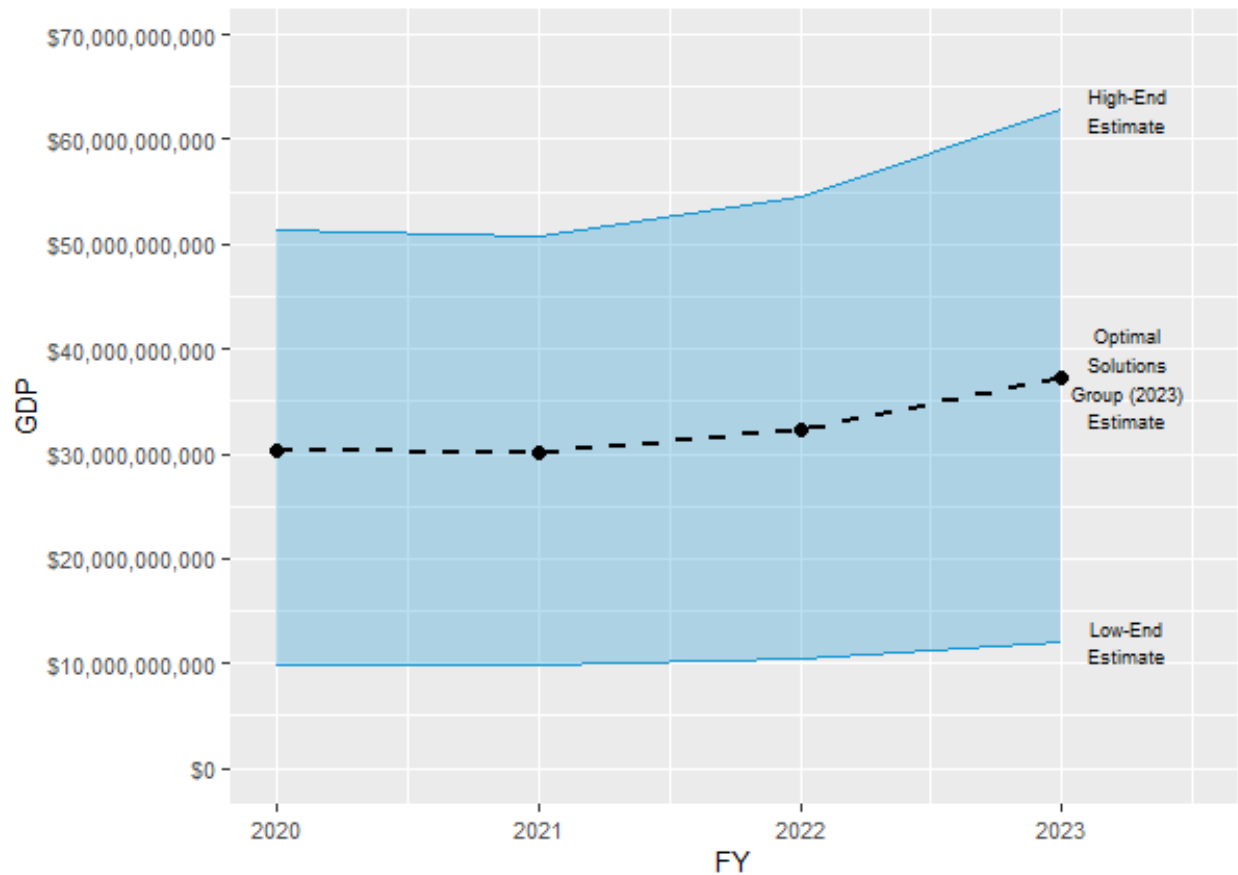
Figure 4 below displays the GDP that resulted from Federal 8(a) contract obligations from FY 2020 to FY 2023. The black dashed line represents the aggregate fiscal multiplier found in *Optimal Solutions Group, LLC* (2023) of 1.54. However, estimates of the fiscal multiplier vary, and the shaded region depicts this uncertainty by calculating the change in economic output for fiscal multipliers that range in size from 0.5 on the conservative end to 2.6 on the higher end.

¹¹ CBO (2014)

¹² Dupor, et al. (2019) “Regional Consumption Responses and the Aggregate Fiscal Multiplier”

¹³ Optimal Solutions Group, LLC (2023) Fiscal Year 2021 Economic Impact Study: Small Business and Type of Set-Aside Procurement Programs (sba.gov)

Figure 4. Change in GDP as a Result of 8(a) Contract Obligations



2.2. Costs to the Government

The SBA's Office of Business Development (BD), under the Office of Government Contracting and Business Development (GCBD), is responsible for the administration of the 8(a) BD Program. In collaboration, the Office of Field Operations (OFO) is responsible for the servicing of 8(a) firms during the firm's program term. The OFO Business Opportunity Specialists located throughout SBA's 68 District Offices deliver critical business development assistance to 8(a) Program Participants to help them achieve their business plan goals and to grow, succeed, and be viable in the federal marketplace.

2.2.1. Program Administrative Costs

SBA's 8(a) BD Program administrative costs¹⁴ consist of direct costs from the operating budget plus compensation and benefits, agency-wide costs such as rent and telecommunications, and

¹⁴ Program Administrative Costs data provided by SBA's Office of Performance, Planning, and the Chief Financial Officer (OPPCFO).

indirect costs such as agency overhead (e.g., financial management). Total costs for the 8(a) BD Program in FY 2023 were approximately \$62 million.¹⁵

2.2.2. Management and Technical Assistance¹⁶

Section 7(j) of the Small Business Act mandates that the SBA obtains and maintains a cadre of qualified individuals and organizations providing assistance to small business concerns owned and controlled by socially and economically disadvantaged individuals. For FY 2023, Section 7(j) assistance had actual costs of \$2.8 million to provide management and technical assistance to eligible firms and individuals.

3. Evaluation of Firms That Completed the 8(a) BD Program

SMALL BUSINESS ACT - Section 7(j)(16)(B)(iii)

([T]he administrator shall submit a report to the Congress...that shall include the following:)

A compilation and evaluation of those business concerns that have exited the Program during the immediately preceding 3 Fiscal Years. Such compilation and evaluation shall detail the number of concerns actively engaged in business operations; those that have ceased or substantially curtailed such operations, including the reasons for such actions; and those concerns that have been acquired by other firms or organizations owned and controlled by other than socially and economically disadvantaged individuals. For those businesses that have continued operations after they exited from the Program, the Administrator shall also separately detail the benefits and costs that have accrued to the economy during the immediately preceding Fiscal Year due to the operations of such concern.

The SBA used data provided by D&B to analyze the 866 firms that completed their 8(a) Business Development Program terms between October 1, 2019, and September 30, 2022. Of the 866 total numbers of firms, 824 were active firms, 40 had ceased business operations, and 2 had no data available. Of the active firms, none were acquired by another firm or organization owned and controlled by other than socially and economically disadvantaged individuals, and 236 firms were substantially curtailed.

SBA found that the 40 former Program participant firms ceased operations for reasons similar to the reasons that cause any category of business to cease operations, including economic conditions, illness or death of the owner, reduced Federal contracting opportunities, a decision to sell the business or start a new business venture, or the pursuit of other professional interests.

¹⁵ Program costs attributable to SBA Headquarters and Field Offices include agency direct and indirect costs.

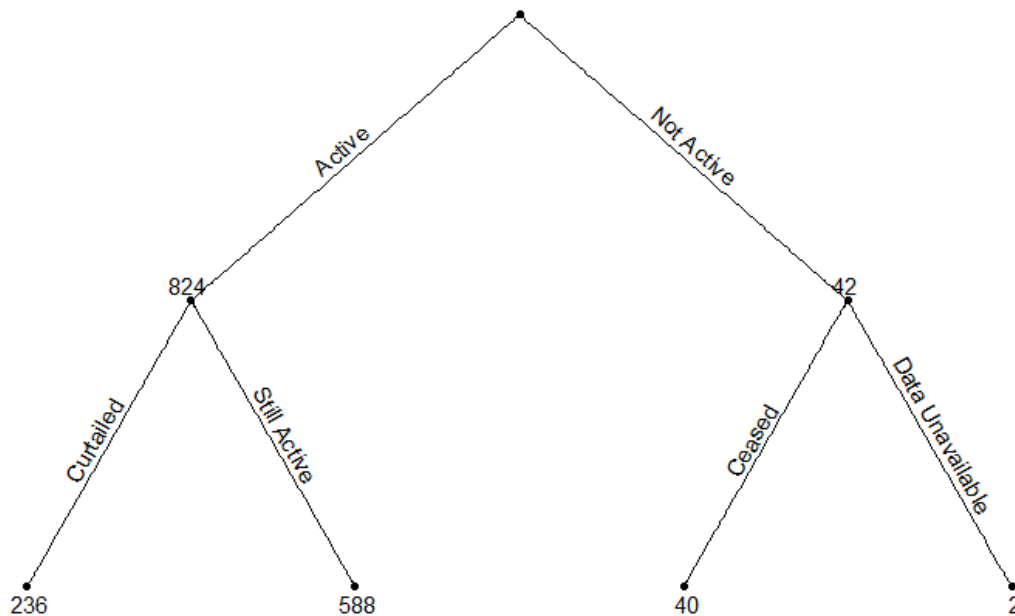
¹⁶ Management and technical assistance data provided by SBA's Office of Performance, Planning, and the Chief Financial Officer (OPPCFO).

According to recent Census data,¹⁷ two out of three new employer firms survive at least 2 years, and over one-third of those companies stay in business 10 years or more. Census data reports show that 67.6 percent of new employer firms in year 2000 survived at least 2 years, and 48.8 percent survived at least 5 years. Survival rates were similar across states and major industries. Bureau of Labor Statistics data on establishment age show that 33.6 percent of establishments survived at least 10 years and 25.7 percent survived 15 years.¹⁸

3.1. Firm Status

Figure 5 depicts the status of firms that graduated from the 8(a) BD Program in the last 3 fiscal years (FY20–FY22). Among active and inactive firms, the data indicate that 824 firms were still active, whereas 40 were no longer active and 2 had no data available. Of the firms that were still active, no firms were acquired, 236 firms had significantly curtailed their business activity, and 588 firms were still active.

Figure 5. Status of Firms Graduating the Program in the Prior 3 Fiscal Years



¹⁷ U.S. Department of Commerce, Census Bureau, Business Dynamics Statistics (BDS). It should be noted that the Census Bureau does not produce and release official survival rate statistics. These numbers can, however, be derived from statistics provided in the BDS—specifically, the number of employer businesses by age and year. A couple of caveats that are expected to distort these numbers slightly are identified in this footnote as: 1) Business exits have a precise definition in the BDS. An exit takes place when all establishments of a firm cease to exist. Firm entities that cease to exist as a legal construct due to merger and acquisition (M&A) activity, but whose establishments do not all cease to exist, are not considered exits in these data. 2) The number of firms in the economy can change for reasons other than entry. Specifically, firm breakups, spinoffs, and M&A activity can lead to multiple new legal entities where there was only one before.

¹⁸ Note that the Census data represent firms, which are the entity of the business, whereas Bureau of Labor Statistics data indicate establishments. The firm and establishment survival age figures are similar.

3.2. FY 2023 Status Summary of Firms That Completed 8(a) BD Program During 3 Preceding Years

Statutory language in this section requests status information on firms that have completed the 8(a) BD Program for each of the 3 preceding Fiscal Years of the report year. A firm having completed the 8(a) Program is defined as a firm having spent the full 9 years in the program. Active firms are defined as being actively engaged in business operations. Ceased firms are firms that are out of business. Active firms acquired are defined as having been acquired by other firms or organizations owned and controlled by other than socially and economically disadvantaged individuals. If the firm was acquired by other than an 8(a) firm, then the firm would be listed as acquired. Firms that have substantially curtailed (defined in statute as “substantially ceased”) are defined as firms with the number of employees at the end of the reporting year to be less than 50 percent of the number of employees at the end of the fiscal year when the business left the program.

3.3. Category Summary of Firms Completed 8(a) BD Program During 3 Preceding Years

Table 8. Firms Leaving the Program

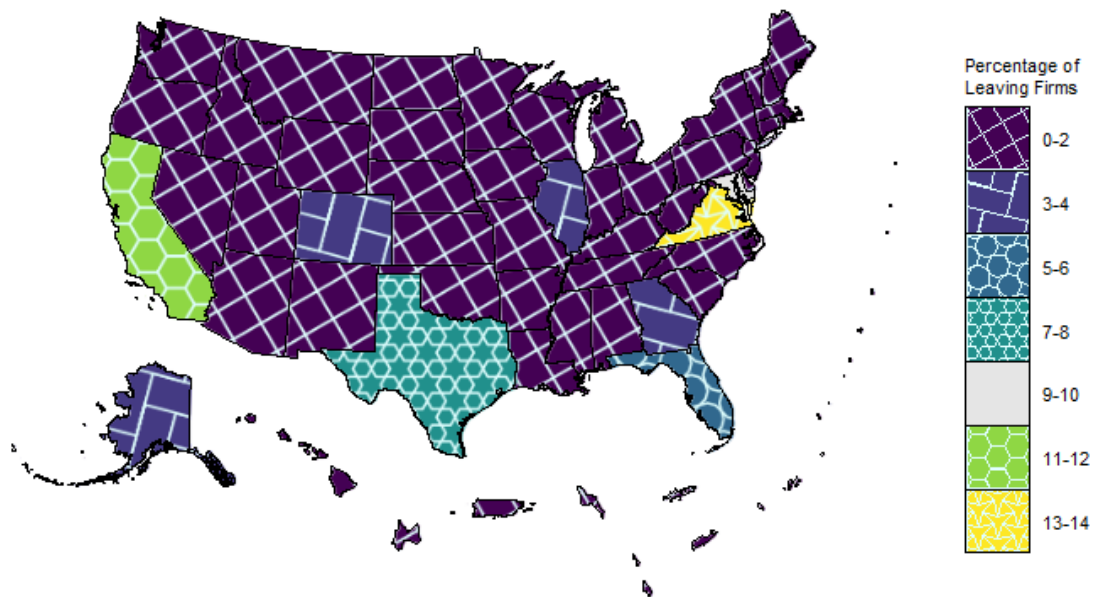
| Status | 2020 | 2021 | 2022 |
|------------------|-------------|-------------|-------------|
| Early Graduation | 2 (0.4%) | 0 (0.0%) | 0 (0.0%) |
| Graduated | 324 (71.1%) | 160 (47.8%) | 380 (67.6%) |
| Withdrawn | 103 (22.6%) | 122 (36.4%) | 133 (23.7%) |
| Terminated | 27 (5.9%) | 53 (15.8%) | 49 (8.7%) |

Table 9. Graduated Firms Status

| Graduation FY | Total Firms Graduating | Still Active | | | No Longer | |
|---------------|------------------------|--------------|-------------|-------------|-----------|------------------|
| | | Acquired | Curtailed | Firms Still | Ceased | Data Unavailable |
| FY2020 | 326 | 0 (0%) | 84 (25.9%) | 221(68.2%) | 19 (5.9%) | 2 (0.006%) |
| FY2021 | 160 | 0 (0%) | 34 (21.2%) | 114 (71.3%) | 12 (7.5%) | 0 (0%) |
| FY2022 | 380 | 0 (0%) | 118 (31.1%) | 253 (66.6%) | 9 (2.4%) | 0 (0%) |
| Total | 866 | 0 (0%) | 236 (27.3%) | 588 (68.1%) | 40 (4.6%) | 2 (0.002%) |

The map displayed in Figure 6 shows the proportion of firms leaving the program in the prior 3 fiscal years. States with no firms leaving the 8(a) BD program are shown in gray, such as Wyoming and Maine. States with firms leaving the program are colored based on the proportion of leaving firms they represent. For example, approximately 14 percent of the firms that exited the program in the last 3 fiscal years were established in Virginia.

Figure 6. *Map of Firms Leaving the Program in Prior 3 Fiscal Years*



4. Post-Program Contracting

4.1. New Contract Initiations

Table 10 depicts the number of recent 8(a) graduates that have received at least one new contract since graduating from the 8(a) BD Program. The percentage of FY 2020 graduates that have obtained at least one new contract since their graduation is 31.8 percent. The percentage for FY 2021 graduates is 38.8 percent, and the percentage for FY 2022 graduates is 30.3 percent.

Table 10. *Graduated Firms That Continued to Receive New Contracts*

| Program End FY | Years Since Program Exit | Total Firms that Graduated | Graduated Firms with Post-Program New Contracts |
|----------------|--------------------------|----------------------------|---|
| FY 2020 | 3 | 324 | 103 (31.8%) |
| FY 2021 | 2 | 160 | 62 (38.8%) |
| FY 2022 | 1 | 380 | 115 (30.3%) |

4.2. Top 5 NAICS of Existing Firms

Table 11 depicts the top five NAICS Industry Groups that 8(a) firms receive contracts in after exiting the program as measured by the number of new contract initiations.

Table 11. *Top 5 NAICS for Post-Program Contracts by Number of Initiations*

| NAICS Description | NAICS Code |
|---|------------|
| Computer Systems Design and Related Services | 5415 |
| Nonresidential Building Construction | 2362 |
| Management, Scientific, and Technical Consulting Services | 5416 |
| Building Equipment Contractors | 2382 |
| Electronics and Appliance Stores | 4431 |

5. 8(a) Obligations

SMALL BUSINESS ACT - Section 7(j)(16)(B)(v)

([T]he administrator shall submit a report to the Congress...that shall include the following:)

The total dollar value of contracts and options awarded during the preceding Fiscal Year pursuant to section 8(a) and such amount expressed as a percentage of total sales of (I) all firms participating in the Program during such year, and (II) of firms in each of the 9 years of program participation.

5.1. Overall Obligation in FY 2023

Table 12 presents a high-level overview of the total dollar value of contracts and options awarded during FY 2023. The total dollar value of contracts that were Small Business Act eligible is shown in the first column, the total dollar value of contracts awarded with 8(a) set asides is shown in column two, and the total dollar value of non-8(a) contracts awarded to 8(a) participants is shown in column three.

Table 12. 8 (a) Overall Obligations in FY 2023

| Total Sales | 8(a) Sales | Non-8(a) Sales |
|-------------------|------------------|-----------------|
| \$647,806,009,762 | \$24,201,498,124 | \$9,489,107,736 |

5.2. Obligation to Active Firms in FY 2023

Table 13 depicts the total dollar value of contacts awarded to the 5,273 firms active in the 8(a) Program in FY 2023.

Table 13. 8(a) Obligation Totals in FY 2023 to Active 8(a) BD Firms

| Obligation Type | Total |
|------------------|------------------|
| 8(a) Dollars | \$15,113,818,867 |
| Non 8(a) Dollars | \$8,567,837,957 |
| Total Dollars | \$23,681,656,824 |

5.3. 8(a) Joint Venture Obligations

8(a) firms are eligible to perform 8(a) and non-8(a) contracts as a joint venture provided that the joint venture meets certain regulatory criteria. Any joint venture formed to perform an 8(a) contract must be registered as such in the System for Award Management. Table 14 depicts the obligation amounts to entities registered as 8(a) Joint Venture in FY 2023.

Table 14. Joint Venture Obligations in FY 2023

| Funding Type | Total SB Act Eligible Dollars | 8(a) Sales |
|--------------------|-------------------------------|-----------------|
| 8(a) Joint Venture | \$4,231,967,795 | \$3,303,987,148 |

6. Dollar Obligations for 8(a) Contracts by NAICS Code¹⁹

SMALL BUSINESS ACT - Section 7(j)(16)(B)(vii)

([T]he administrator shall submit a report to the Congress...that shall include the following:)

The total dollar value of contracts and options awarded pursuant to section 637(a) of this title, at such dollar increments as the Administrator deems appropriate, for each four-digit standard industrial classification code under which such contracts and options are classified.

Appendix A shows the FY 2023 8(a) contract dollars obligated²⁰ by six-digit NAICS code for current firms and firms whose program term is complete but pre-awarded contract options remain open.

7. 8(a) Firms with SBA Loans

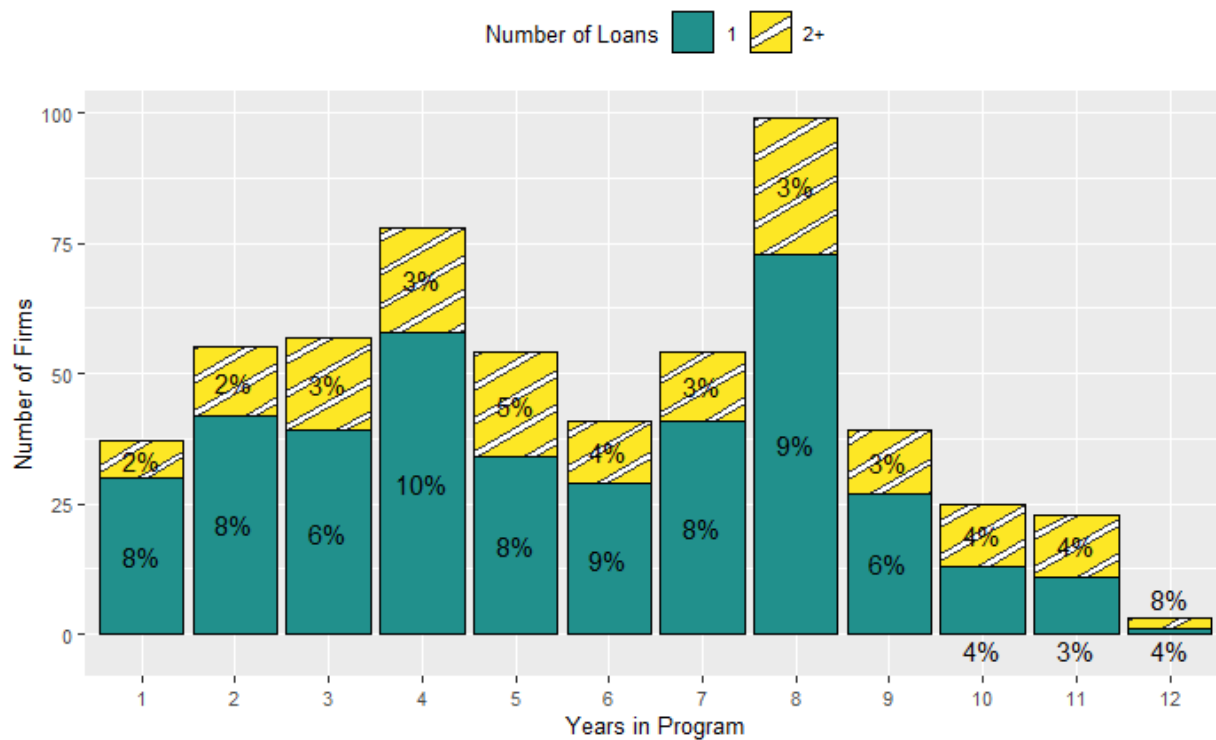
7.1. New and Existing Loans

Figure 7 depicts the breakdown of 8(a) firms with new and existing SBA 7(a)/504 loans. The x axis isolates firms by their respective 8(a) BD Program year, and the y axis is the number of firms. The lower vertical bar shows the number of firms with one 7(a) or 504 loan, and the upper bar shows the number of firms with two or more 7(a) or 504 loans. Each bar is also labeled with the percentage of the active participants that this represents.

¹⁹ The North American Industry Classification System (NAICS) code is a six-digit industry classification which best describes the primary purpose of a Federal procurement. The SIC four-digit standard industrial classification code system is no longer in existence.

²⁰ Contract dollars obligated (listed as “action obligations in FPDS-NG”) represents dollars obligated in the Fiscal Year. “Actions” listed in FPDS-NG and used in this report represent the number of modifications performed by the Contracting Officer during the Fiscal Year and do not represent the number of contracts.

Figure 7. Active Firms With New or Existing 7(a)/504 Loans

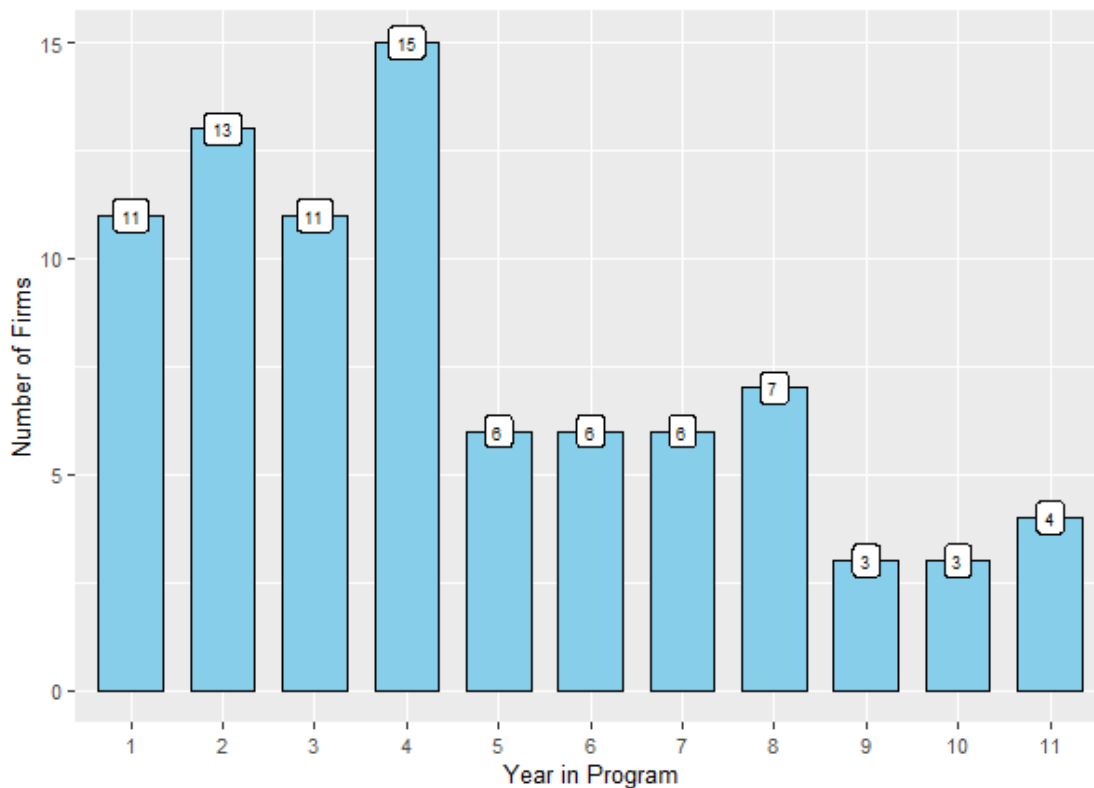


Note: The Consolidated Appropriations Act, 2021 and the National Defense Authorization Act for Fiscal Year 2021 authorized certain 8(a) Participants to extend their 8(a) BD program term by a period of one year.

7.2. New Loans by Time in Program

Figure 8 depicts the breakdown of 8(a) firms receiving new 7(a)/504 loans in the report Fiscal Year. The x axis isolates firms by their respective 8(a) BD Program year, and the y axis is the number of firms. The vertical bars show the number of firms with a new 7(a) or 504 loan by the time since they entered the program.

Figure 8. Number of Firms With New 7(a)/504 Loans in Report FY



8. Compilation of Fiscal Year 2023 Program Participants

SMALL BUSINESS ACT - Section 7(j)(16)(B)(iv)

([T]he administrator shall submit a report to the Congress...that shall include the following:)

A listing of all participants in the Program during the preceding Fiscal Year identifying, by State and by Region, for each firm: the name of the concern, the race or ethnicity, and gender of the disadvantaged owners, the dollar value of all contracts received in the preceding year, the dollar amount of advance payments received by each concern pursuant to contracts awarded under section 637(a) of this title, and a description including (if appropriate) an estimate of the dollar value of all benefits received pursuant to paragraphs (13) and (14) and section 7(a) (20) during such year.

Appendix B to this report lists all FY 2023 Program participants. For each participant, the following information is provided: firm name; firm location by state and region; race or ethnicity of the qualifying disadvantaged owner; gender of the qualifying disadvantaged owner (if disclosed); and the value of all 8(a) contract obligations in FY 2023.

8.1. Socially and Economically Disadvantaged Individual Firm’s Report on Shared Benefits and Program Successes

The 8(a) BD Program participant firms are individual firms that shape the backbone of our economy. In FY 2023, these key stakeholders impacted the economy by providing 171,600 jobs.

In designating a qualifying owner’s basis for social disadvantage, SBA uses Ethnicity/Race. Table 15 shows the number of firm principals in each Ethnicity/Race²¹, and the percentage of that number is of the total number of firm principals (5,273).

Table 15. 8(a) Individual Participant Breakdown

| Race/Ethnicity | Number of Firms | Percent of Firms |
|-----------------------------|-----------------|------------------|
| Asian Pacific American | 489 | 9.3% |
| Black American | 1,688 | 32% |
| Hispanic American | 1,075 | 20.4% |
| Native American | 260 | 4.9% |
| Other (American) | 311 | 5.9% |
| Subcontinent Asian American | 734 | 13.9% |

According to SBA’s internal database, men owned 55.7 percent of the FY 2023 participant firms, and women owned 30.7 percent; 8.2 percent were entity-owned firms, and the remaining 5.4 percent of the firms did not report a specific gender.

Table 16 identifies the number of FY 2023 entity-owned participant firms (i.e., those owned by AITs, ANCs, NHOs, or CDCs), and the percentage is of the total number of firms (5,273).

²¹ The category of “Other (American)” includes individuals who selected “Other” or who made no selection at all.

Table 16. 8(a) Entity Participant Breakdown

| Entity | Number of Firms | Percent of Firms |
|--|-----------------|------------------|
| American Indian - Tribally Owned Concern | 246 | 4.7% |
| Owned by an Alaska Native Corporation | 387 | 7.3% |
| Owned by a Community Development Corporation | 3 | 0.1% |
| Owned by a Native Hawaiian Organization | 80 | 1.5% |

8.2. Entity Participant Benefits

Entity-Owned Participant Report on Shared Benefits and Program Successes

As part of the annual review submission, each Participant owned by an AIT, ANC, NHO or CDC must submit to SBA information showing how the AIT, ANC, NHO or CDC has provided benefits to the Tribal or native members and/or the Tribal, native, or other community due to the AITs/ ANCs/ NHOs/ CDCs participation in the 8(a) BD program through one or more firms. In assessing such benefits, SBA has collected information from these participants related to the following: employee assistance; preparatory classes; education reimbursement; internship programs; health, social and cultural support, to include in-school support programs, drug and alcohol treatment, individual and family crisis assistance, and after-school summer programs; and economic and community development, to include establishment of non-profit organizations, such as a housing authority, to provide quality housing for elders, individuals and families. As a result, Table 17 depicts summary data reported by AIT, ANCs, NHOs, and CDCs from their reported diverse benefits for FY 2023 valued at approximately \$1,463,538,254. The contract dollars as reported from the Federal Procurement Data System-Next Generation (FPDS-NG) for entity-owned 8(a) firms consist of a combined total of \$16,826,058,846. This represents 8(a) obligations of \$10,381,798,245 and non-8(a) obligations of \$6,444,260,601.

Table 17. FY 2023 Entity-Owned Participant Benefits Report

| Entity/Benefits Type | Dollar Value of Benefits Provided |
|--------------------------------------|-----------------------------------|
| Alaska Native Corporations | |
| Health, Social, and Cultural Support | 40,774,829 |
| Education | 17,341,231 |
| Lands | 11,095,567 |
| Economic and Community Development | 65,869,317 |
| Employment | 269,538,771 |
| Economic Benefits | 505,105,056 |
| Other | 156,297,356 |
| Total | 1,066,022,127 |
| Native Hawaiian Organizations | |
| Health, Social, and Cultural Support | 13,554,612 |
| Education | 4,939,553 |
| Lands | 869,090 |
| Economic and Community Development | 27,013,649 |
| Employment | 50,413,829 |
| Economic Benefits | 116,487,916 |
| Other | 3,426,770 |
| Total | 216,705,419 |
| Tribally Owned | |
| Health, Social, and Cultural Support | 3,623,258 |
| Education | 4,599,128 |
| Lands | 3,283,516 |
| Economic and Community Development | 18,249,026 |
| Employment | 40,242,039 |
| Economic Benefits | 49,626,405 |
| Other | 61,144,336 |
| Total | 180,767,708 |

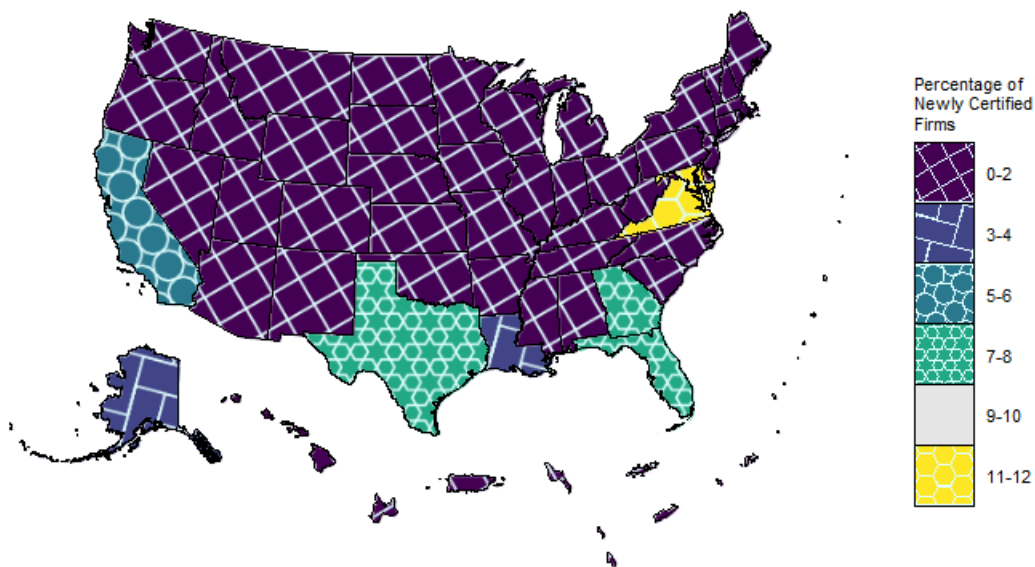
Community Development Corporations

| | |
|--------------------------------------|--------|
| Health, Social, and Cultural Support | 5,000 |
| Education | 30,000 |
| Lands | 0 |
| Economic and Community Development | 0 |
| Employment | 0 |
| Economic Benefits | 0 |
| Other | 8,000 |
| Total | 43,000 |

8.3. Newly Certified Firms in FY 2023 by State

The map in Figure 9 depicts the 385 firms that were certified in FY 2023. States with no new certified 8(a) participants in FY 2023 are shown in gray (including Oregon, Montana, North Dakota, South Dakota, Nebraska, Iowa, Kentucky, West Virginia, and Vermont). States with newly certified firms are colored based on the proportion of newly certified firms they represent. Figure 9 shows that firms from Virginia, Maryland, and Washington, DC represent over 30 percent of the newly certified firms. Florida, Georgia, and Texas have the next highest proportion of newly certified firms.

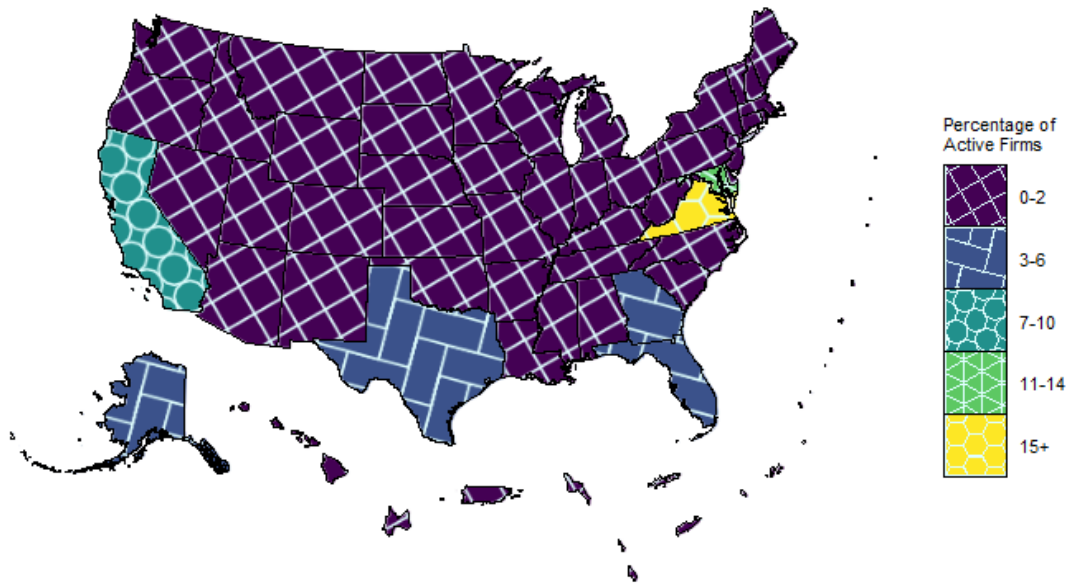
Figure 9. *Newly Certified 8(a) Firms by State in FY 2023*



8.4. Firms Active in FY 2023 by State

The map in Figure 10 depicts the 5,273 8(a) Program participants in FY 2023, illustrating Virginia and Maryland as the top states for active 8(a) participants. States with no active 8(a) participants are shown in gray, such as Vermont, whereas the states that did have participating firms are colored based on the proportion of active firms they represent. Comparing Figures 9 and 10, whereas California represents the third largest source of active 8(a) participants, a greater proportion of newly certified firms are coming from states like Florida, Texas, and Georgia.

Figure 10: All Active 8(a) Firms by State in FY 2023



FY 2023 408 Report Appendix A: Obligations by NAICS

U.S. Small Business Administration Office of Business Development

DOLLAR OBLIGATIONS FOR 8(a) CONTRACTS BY NAICS CODES

Table A.1 shows the obligation amounts in the report FY by NAICS code.

Table A.1: 8(a) Obligations by NAICS

| NAICS Description | 4-Digit NAICS Code | Total Sales | 8(a) Procedure Dollars | Non-8(a) Dollars to 8(a) Firms |
|---|--------------------|------------------|------------------------|--------------------------------|
| Computer Systems Design and Related Services | 5415 | \$69,602,028,295 | \$5,632,824,411 | \$2,911,865,166 |
| Nonresidential Building Construction | 2362 | \$30,573,066,298 | \$3,608,116,175 | \$1,132,088,280 |
| Management, Scientific, and Technical Consulting Services | 5416 | \$22,476,706,940 | \$2,981,376,192 | \$1,172,768,694 |
| Facilities Support Services | 5612 | \$33,654,726,370 | \$1,659,160,515 | \$402,516,198 |
| Architectural, Engineering, and Related Services | 5413 | \$48,957,613,618 | \$1,536,611,971 | \$711,310,189 |
| Other Professional, Scientific, and Technical Services | 5419 | \$14,949,647,364 | \$972,340,402 | \$252,903,640 |
| Investigation and Security Services | 5616 | \$6,943,139,496 | \$634,237,731 | \$236,339,437 |
| Scientific Research and Development Services | 5417 | \$71,628,374,812 | \$540,107,213 | \$124,903,313 |
| Remediation and Other Waste Management Services | 5629 | \$7,257,045,670 | \$536,543,614 | \$154,312,287 |
| Aerospace Product and Parts Manufacturing | 3364 | \$67,248,039,237 | \$515,452,458 | \$33,744,717 |
| Building Equipment Contractors | 2382 | \$2,251,071,329 | \$426,394,693 | \$182,227,425 |
| Services to Buildings and Dwellings | 5617 | \$1,305,075,276 | \$406,320,079 | \$100,594,046 |
| Office Administrative Services | 5611 | \$760,727,081 | \$360,888,613 | \$29,159,085 |
| Highway, Street, and Bridge Construction | 2373 | \$2,864,832,684 | \$336,564,448 | \$115,300,114 |
| Other Heavy and Civil Engineering Construction | 2379 | \$8,908,338,359 | \$315,115,417 | \$240,616,923 |
| Utility System Construction | 2371 | \$2,205,280,979 | \$258,559,001 | \$127,005,561 |

| NAICS Description | 4-Digit NAICS Code | Total Sales | 8(a) Procedure Dollars | Non-8(a) Dollars to 8(a) Firms |
|--|--------------------|------------------|------------------------|--------------------------------|
| Computing Infrastructure Providers, Data Processing, Web Hosting, and Related Services | 5182 | \$2,896,817,340 | \$249,471,280 | \$36,975,456 |
| Support Activities for Air Transportation | 4881 | \$6,231,825,060 | \$178,769,148 | \$62,491,784 |
| Other Specialty Trade Contractors | 2389 | \$535,263,620 | \$176,733,122 | \$65,935,724 |
| Business Schools and Computer and Management Training | 6114 | \$1,345,276,000 | \$159,578,435 | \$98,241,387 |
| Foundation, Structure, and Building Exterior Contractors | 2381 | \$740,127,365 | \$157,454,723 | \$54,054,456 |
| Communications Equipment Manufacturing | 3342 | \$5,699,749,882 | \$143,099,356 | \$8,535,289 |
| Warehousing and Storage | 4931 | \$1,082,902,937 | \$138,956,297 | \$44,405,299 |
| Accounting, Tax Preparation, Bookkeeping, and Payroll Services | 5412 | \$2,237,743,489 | \$123,129,998 | \$17,093,535 |
| Employment Services | 5613 | \$1,393,893,127 | \$114,688,971 | \$52,949,921 |
| Other Support Services | 5619 | \$1,591,793,262 | \$114,317,821 | \$23,753,595 |
| Navigational, Measuring, Electromedical, and Control Instruments Manufacturing | 3345 | \$17,075,196,136 | \$102,037,216 | \$15,369,477 |
| Motor Vehicle Manufacturing | 3361 | \$2,243,832,914 | \$84,673,922 | \$949,751.6 |
| Offices of Other Health Practitioners | 6213 | \$378,560,577 | \$80,485,986 | \$18,151,446 |
| Ship and Boat Building | 3366 | \$26,279,441,596 | \$80,161,216 | \$23,334,835 |
| Building Finishing Contractors | 2383 | \$210,603,299 | \$74,162,829 | \$18,558,730 |
| Business Support Services | 5614 | \$1,692,100,039 | \$64,137,859 | \$18,207,024 |
| General Medical and Surgical Hospitals | 6221 | \$1,622,816,769 | \$64,015,941 | \$35,414,256 |
| Waste Collection | 5621 | \$336,288,290 | \$62,396,492 | \$6,058,568 |
| Offices of Physicians | 6211 | \$3,466,381,415 | \$55,640,446 | \$21,255,013 |
| Technical and Trade Schools | 6115 | \$2,169,978,922 | \$55,313,609 | \$73,091,151 |
| Electronic and Precision Equipment Repair and Maintenance | 8112 | \$2,794,574,947 | \$55,129,890 | \$49,573,722 |
| Computer and Peripheral Equipment Manufacturing | 3341 | \$3,777,290,751 | \$55,044,794 | \$123,229,832 |

| NAICS Description | 4-Digit NAICS Code | Total Sales | 8(a) Procedure Dollars | Non-8(a) Dollars to 8(a) Firms |
|---|---------------------------|--------------------|-------------------------------|---------------------------------------|
| Educational Support Services | 6117 | \$610,206,038 | \$52,892,012 | \$15,085,486 |
| Lessors of Real Estate | 5311 | \$265,293,245 | \$48,767,748 | \$5,108,268 |
| Household and Institutional Furniture and Kitchen Cabinet Manufacturing | 3371 | \$392,121,266 | \$44,888,515 | \$3,298,878 |
| Individual and Family Services | 6241 | \$931,541,005 | \$43,546,062 | \$1,281,837 |
| Other Ambulatory Health Care Services | 6219 | \$1,047,272,154 | \$36,627,116 | \$34,101,035 |
| Commercial and Industrial Machinery and Equipment (except Automotive and Electronic) Repair and Maintenance | 8113 | \$665,575,551 | \$34,449,499 | \$16,127,760 |
| Newspaper, Periodical, Book, and Directory Publishers | 5111 | \$555,760,485 | \$33,984,677 | \$5,178,491 |
| Other Schools and Instruction | 6116 | \$310,948,722 | \$31,706,827 | \$17,267,759 |
| Other Information Services | 5191 | \$508,957,004 | \$30,876,392 | \$15,846,205 |
| Commercial and Industrial Machinery and Equipment Rental and Leasing | 5324 | \$340,112,655 | \$30,631,625 | \$19,027,034 |
| Activities Related to Real Estate | 5313 | \$360,667,275 | \$28,898,559 | \$64,412,112 |
| Other Telecommunications | 5179 | \$1,098,654,006 | \$27,387,305 | \$1,622,142 |
| Advertising, Public Relations, and Related Services | 5418 | \$2,216,388,036 | \$24,054,913 | \$15,449,388 |
| Other Miscellaneous Manufacturing | 3399 | \$4,043,111,952 | \$23,898,511 | \$11,405,791 |
| Waste Treatment and Disposal | 5622 | \$2,306,007,974 | \$22,729,515 | \$3,373,175 |
| Apparel Accessories and Other Apparel Manufacturing | 3159 | \$624,113,496 | \$19,630,159 | \$14,179,800 |
| Architectural and Structural Metals Manufacturing | 3323 | \$393,504,034 | \$18,501,916 | \$8,495,350 |
| Other Wood Product Manufacturing | 3219 | \$192,309,603 | \$17,926,286 | \$3,661,828 |
| Special Food Services | 7223 | \$873,199,911 | \$17,841,674 | \$2,277,752 |
| Support Activities for Water Transportation | 4883 | \$406,721,941 | \$17,617,108 | \$8,401,308 |
| Wired and Wireless Telecommunications Carriers | 5173 | \$1,141,063,095 | \$17,605,086 | \$976,584 |
| Support Activities for Forestry | 1153 | \$1,214,543,859 | \$17,375,870 | \$33,980,660 |

| NAICS Description | 4-Digit NAICS Code | Total Sales | 8(a) Procedure Dollars | Non-8(a) Dollars to 8(a) Firms |
|---|--------------------|-----------------|------------------------|--------------------------------|
| Other Transit and Ground Passenger Transportation | 4859 | \$282,590,189 | \$17,316,448 | \$86,615.63 |
| Other General Purpose Machinery Manufacturing | 3339 | \$1,260,431,309 | \$16,967,063 | \$26,323,519 |
| Office Furniture (including Fixtures) Manufacturing | 3372 | \$711,340,556 | \$16,071,851 | \$26,772,429 |
| Agencies, Brokerages, and Other Insurance Related Activities | 5242 | \$655,134,675 | \$15,443,048 | (\$2,034.58) |
| Specialized Freight Trucking | 4842 | \$187,575,472 | \$15,225,037 | \$11,536,214 |
| Satellite Telecommunications | 5174 | \$1,038,423,968 | \$15,168,239 | \$5,412,265 |
| Travel Arrangement and Reservation Services | 5615 | \$281,200,141 | \$13,441,498 | \$698,867.1 |
| Other Fabricated Metal Product Manufacturing | 3329 | \$8,984,735,060 | \$13,350,484 | \$7,117,091 |
| Legal Services | 5411 | \$1,078,835,069 | \$12,976,194 | \$18,810,680 |
| Motion Picture and Video Industries | 5121 | \$71,177,171 | \$12,971,999 | \$7,397,889 |
| Specialized Design Services | 5414 | \$67,352,081 | \$12,941,460 | \$11,144,040 |
| Software Publishers | 5132 | \$430,548,189 | \$12,893,543 | \$2,826,489 |
| Medical and Diagnostic Laboratories | 6215 | \$506,059,254 | \$12,667,595 | \$2,826,625 |
| Commercial and Service Industry Machinery Manufacturing | 3333 | \$1,475,425,385 | \$12,491,031 | \$4,848,919 |
| Semiconductor and Other Electronic Component Manufacturing | 3344 | \$1,864,526,723 | \$12,206,710 | \$7,353,310 |
| Other Electrical Equipment and Component Manufacturing | 3359 | \$854,182,717 | \$12,035,646 | \$3,429,640 |
| Colleges, Universities, and Professional Schools | 6113 | \$803,165,583 | \$10,935,760 | \$62,987.26 |
| Web Search Portals, Libraries, Archives, and Other Information Services | 5192 | \$95,301,255 | \$10,720,059 | \$128,042.5 |
| Other Transportation Equipment Manufacturing | 3369 | \$6,786,380,670 | \$10,563,853 | \$1,533,389 |
| Grain and Oilseed Milling | 3112 | \$421,885,515 | \$10,140,228 | \$2,428,009 |

| NAICS Description | 4-Digit NAICS Code | Total Sales | 8(a) Procedure Dollars | Non-8(a) Dollars to 8(a) Firms |
|---|--------------------|------------------|------------------------|--------------------------------|
| Audio and Video Equipment Manufacturing | 3343 | \$171,035,540 | \$10,125,426 | \$6,299,284 |
| Community Food and Housing, and Emergency and Other Relief Services | 6242 | \$895,235,321 | \$9,914,203 | (\$9,010,929) |
| Residential Building Construction | 2361 | \$493,378,193 | \$9,740,081 | \$2,122,319 |
| Software publishers | 5112 | \$5,194,558,655 | \$9,116,164 | \$24,523,562 |
| Hardware Manufacturing | 3325 | \$572,407,198 | \$9,082,144 | \$2,225,475 |
| Water, Sewage and Other Systems | 2213 | \$706,929,764 | \$9,050,034 | \$5,741,648 |
| Outpatient Care Centers | 6214 | \$626,044,525 | \$8,184,251 | \$245,106.3 |
| Automotive Repair and Maintenance | 8111 | \$275,681,697 | \$7,637,586 | \$255,685.3 |
| Electrical Equipment Manufacturing | 3353 | \$859,181,871 | \$7,276,142 | \$6,286,480 |
| Nonmetallic Mineral Mining and Quarrying | 2123 | \$54,598,603 | \$7,100,248 | \$2,312,781 |
| Offices of Real Estate Agents and Brokers | 5312 | \$32,145,906 | \$5,987,048 | \$4,766,162 |
| Converted Paper Product Manufacturing | 3222 | \$186,273,437 | \$5,333,150 | \$2,247,317 |
| Urban Transit Systems | 4851 | \$47,629,675 | \$4,540,593 | \$0 |
| Petroleum and Coal Products Manufacturing | 3241 | \$7,517,497,954 | \$4,254,437 | \$3,115,734 |
| Wired and Wireless Telecommunications (except Satellite) | 5171 | \$2,591,397,313 | \$4,075,358 | \$2,589,862 |
| Insurance Carriers | 5241 | \$25,477,643,174 | \$3,383,204 | \$134,316.2 |
| Postal Service | 4911 | \$19,973,743 | \$3,339,641 | \$701,656.5 |
| Machine Shops; Turned Product; and Screw, Nut, and Bolt Manufacturing | 3327 | \$405,113,193 | \$3,062,367 | \$2,510,230 |
| Professional and Commercial Equipment and Supplies Merchant Wholesalers | 4234 | \$1,910,337,621 | \$3,026,548 | \$4,730,034 |
| Drycleaning and Laundry Services | 8123 | \$106,321,477 | \$2,340,237 | \$2,477,842 |
| Other Textile Product Mills | 3149 | \$576,276,302 | \$2,291,278 | \$744,078.8 |
| Couriers and Express Delivery Services | 4921 | \$524,061,717 | \$2,238,121 | \$4,527,174 |
| Support Activities for Crop Production | 1151 | \$27,641,756 | \$2,236,956 | \$2,510,872 |

| NAICS Description | 4-Digit NAICS Code | Total Sales | 8(a) Procedure Dollars | Non-8(a) Dollars to 8(a) Firms |
|---|--------------------|-----------------|------------------------|--------------------------------|
| Continuing Care Retirement Communities and Assisted Living Facilities for the Elderly | 6233 | \$2,207,723 | \$2,207,723 | \$0 |
| Medical Equipment and Supplies Manufacturing | 3391 | \$3,285,343,466 | \$2,140,622 | \$8,310,267 |
| Offices of Dentists | 6212 | \$54,875,280 | \$2,111,729 | (\$62,424) |
| Local Messengers and Local Delivery | 4922 | \$8,895,792 | \$1,911,612 | \$1,804,150 |
| Other Personal Services | 8129 | \$250,540,272 | \$1,865,594 | \$5,224,354 |
| Paint, Coating, and Adhesive Manufacturing | 3255 | \$102,428,232 | \$1,836,465 | \$59,566 |
| Motor Vehicle Parts Manufacturing | 3363 | \$600,673,058 | \$1,760,698 | \$2,908,484 |
| All Other Telecommunications | 5178 | \$130,853,887 | \$1,730,155 | \$6,010,048 |
| Personal and Household Goods Repair and Maintenance | 8114 | \$33,721,721 | \$1,653,435 | \$2,466,485 |
| School and Employee Bus Transportation | 4854 | \$27,728,968 | \$1,624,260 | \$5,238,356 |
| Religious Organizations | 8131 | \$13,471,950 | \$1,587,160 | \$484,306 |
| Printing and Related Support Activities | 3231 | \$38,774,938 | \$1,516,504 | \$2,933,544 |
| Nursing Care Facilities (Skilled Nursing Facilities) | 6231 | \$817,812,148 | \$1,452,951 | \$0 |
| Radio and Television Broadcasting | 5151 | \$26,392,208 | \$1,351,119 | \$0 |
| Automotive Equipment Rental and Leasing | 5321 | \$161,028,826 | \$1,295,403 | \$232,681.9 |
| Fabric Mills | 3132 | \$73,198,346 | \$1,233,000 | \$79,358.8 |
| Plastics Product Manufacturing | 3261 | \$128,860,954 | \$1,209,447 | \$2,477,520 |
| Support Activities for Road Transportation | 4884 | \$8,631,293 | \$1,202,668 | \$24,462.5 |
| Cutlery and Handtool Manufacturing | 3322 | \$127,342,428 | \$1,153,383 | \$932,247.3 |
| Traveler Accommodation | 7211 | \$298,923,197 | \$1,107,893 | \$617,710.9 |
| Steel Product Manufacturing from Purchased Steel | 3312 | \$34,434,301 | \$993,708 | \$1,364,404 |
| Deep Sea, Coastal, and Great Lakes Water Transportation | 4831 | \$2,680,017,160 | \$985,402 | \$0 |

| NAICS Description | 4-Digit NAICS Code | Total Sales | 8(a) Procedure Dollars | Non-8(a) Dollars to 8(a) Firms |
|--|--------------------|-----------------|------------------------|--------------------------------|
| Cement and Concrete Product Manufacturing | 3273 | \$63,227,275 | \$966,155 | \$148,160 |
| Museums, Historical Sites, and Similar Institutions | 7121 | \$39,414,654 | \$935,798 | \$412,791.6 |
| Clay Product and Refractory Manufacturing | 3271 | \$3,509,005 | \$861,018 | \$8,959.55 |
| Vocational Rehabilitation Services | 6243 | \$224,911,026 | \$619,070 | \$0 |
| Other Leather and Allied Product Manufacturing | 3169 | \$9,884,050 | \$597,756 | \$604,152.8 |
| Forest Nurseries and Gathering of Forest Products | 1132 | \$18,948,242 | \$588,401 | \$0 |
| General Freight Trucking | 4841 | \$9,395,254 | \$577,102 | \$185,876.4 |
| Executive, Legislative, and Other General Government Support | 9211 | \$102,554,168 | \$567,066 | \$213,316 |
| Child Care Services | 6244 | \$2,101,800 | \$553,947 | \$277,875 |
| Resin, Synthetic Rubber, and Artificial and Synthetic Fibers and Filaments Manufacturing | 3252 | \$36,406,009 | \$535,116 | \$60,330.81 |
| Other Financial Investment Activities | 5239 | \$184,740,515 | \$505,702 | \$0 |
| Agriculture, Construction, and Mining Machinery Manufacturing | 3331 | \$558,830,655 | \$468,874 | (\$2,323,113) |
| Iron and Steel Mills and Ferroalloy Manufacturing | 3311 | \$43,459,628 | \$455,963 | \$618,869.2 |
| Electric Lighting Equipment Manufacturing | 3351 | \$82,067,896 | \$441,311 | \$3,274,361 |
| Lime and Gypsum Product Manufacturing | 3274 | \$687,068 | \$436,348 | \$0 |
| Promoters of Performing Arts, Sports, and Similar Events | 7113 | \$19,802,681 | \$429,530 | \$28,175 |
| Consumer Goods Rental | 5322 | \$125,085,249 | \$415,846 | \$992,808.4 |
| Media Streaming Distribution Services, Social Networks, and Other Media Networks and Content Providers | 5162 | \$12,278,293 | \$388,442 | \$45,000 |
| Motor Vehicle Body and Trailer Manufacturing | 3362 | \$1,910,777,282 | \$344,910 | \$16,275,990 |

| NAICS Description | 4-Digit NAICS Code | Total Sales | 8(a) Procedure Dollars | Non-8(a) Dollars to 8(a) Firms |
|--|--------------------|-----------------|------------------------|--------------------------------|
| Ventilation, Heating, Air-Conditioning, and Commercial Refrigeration Equipment Manufacturing | 3334 | \$404,174,778 | \$331,156 | \$2,481,990 |
| Motor Vehicle and Motor Vehicle Parts and Supplies Merchant Wholesalers | 4231 | \$33,901,187 | \$326,923 | \$0 |
| Industrial Machinery Manufacturing | 3332 | \$299,280,813 | \$307,427 | \$37,112,341 |
| Junior Colleges | 6112 | \$8,011,442 | \$302,674 | \$0 |
| Furniture and Home Furnishing Merchant Wholesalers | 4232 | \$5,947,067 | \$282,693 | \$0 |
| Rubber Product Manufacturing | 3262 | \$238,786,823 | \$276,267 | \$670,667.3 |
| Natural Gas Distribution | 2212 | \$225,049,929 | \$264,476 | \$202,517.7 |
| Grocery and Related Product Merchant Wholesalers | 4244 | \$23,677,578 | \$256,700 | \$0 |
| Freight Transportation Arrangement | 4885 | \$457,921,836 | \$256,478 | \$12,285 |
| Administration of Human Resource Programs | 9231 | \$179,307,606 | \$250,000 | \$0 |
| Performing Arts Companies | 7111 | \$3,086,119 | \$221,784 | \$0 |
| Nonscheduled Air Transportation | 4812 | \$5,246,245,333 | \$216,218 | \$0 |
| Other Amusement and Recreation Industries | 7139 | \$31,764,145 | \$206,207 | \$28,318.58 |
| Basic Chemical Manufacturing | 3251 | \$663,728,936 | \$199,159 | \$155,912.1 |
| Charter Bus Industry | 4855 | \$5,475,213 | \$181,013 | \$260,026 |
| Administration of Environmental Quality Programs | 9241 | \$24,161,269 | \$176,146 | \$129,150 |
| Land Subdivision | 2372 | \$299,926 | \$172,997 | \$0 |
| Nonferrous Metal (except Aluminum) Production and Processing | 3314 | \$3,556,324,292 | \$153,795 | \$972,761.1 |
| Household Appliances and Electrical and Electronic Goods Merchant Wholesalers | 4236 | \$444,504,903 | \$148,710 | \$88,835.38 |
| Textile and Fabric Finishing and Fabric Coating Mills | 3133 | \$100,908,708 | \$147,932 | \$0 |
| Justice, Public Order, and Safety Activities | 9221 | \$407,533,126 | \$145,306 | \$31,440 |

| NAICS Description | 4-Digit NAICS Code | Total Sales | 8(a) Procedure Dollars | Non-8(a) Dollars to 8(a) Firms |
|---|--------------------|-----------------|------------------------|--------------------------------|
| Petroleum and Petroleum Products Merchant Wholesalers | 4247 | \$18,164,549 | \$124,354 | \$239,706.8 |
| Social Advocacy Organizations | 8133 | \$75,374,840 | \$115,158 | \$0 |
| Electric Power Generation, Transmission and Distribution | 2211 | \$1,381,800,865 | \$101,723 | \$703,511.7 |
| Restaurants and Other Eating Places | 7225 | \$1,150,727 | \$76,919 | \$0 |
| Psychiatric and Substance Abuse Hospitals | 6222 | \$2,207,327 | \$70,271 | \$9,198.72 |
| Household Appliance Manufacturing | 3352 | \$16,065,050 | \$59,457 | \$670,435.4 |
| Radio and Television Broadcasting Stations | 5161 | \$7,968,560 | \$57,831 | \$0 |
| Manufacturing and Reproducing Magnetic and Optical Media | 3346 | \$87,470,088 | \$56,915 | \$289,598 |
| Cut and Sew Apparel Manufacturing | 3152 | \$596,149,105 | \$56,672 | \$486,241.3 |
| Scheduled Air Transportation | 4811 | \$50,624,257 | \$55,712 | \$0 |
| Forging and Stamping | 3321 | \$52,750,406 | \$47,814 | \$460,550.7 |
| Cable and Other Subscription Programming | 5152 | \$9,735,123 | \$42,604 | \$66,642.48 |
| Machinery, Equipment, and Supplies Merchant Wholesalers | 4238 | \$3,110,133,204 | \$31,860 | \$99,668.93 |
| Engine, Turbine, and Power Transmission Equipment Manufacturing | 3336 | \$1,014,717,824 | \$27,387 | \$4,118,699 |
| Metalworking Machinery Manufacturing | 3335 | \$235,652,027 | \$23,101 | \$3,446,521 |
| Textile Furnishings Mills | 3141 | \$14,850,994 | \$21,682 | \$741,571.6 |
| Oil and Gas Extraction | 2111 | \$70,909,738 | \$9,493 | \$5,161,838 |
| Footwear Manufacturing | 3162 | \$117,706,400 | \$2,812 | \$47,301.84 |
| NAICS Blank | (Blank) | \$20,525,244 | \$1 | \$0 |

FY 23 408 Report Appendix B

| Region | Firm State | Firm Name | Owner Race/ Ethnicity | Owner Gender | Total Sales | 8(a) Procedure Dollars | Non-8(a) Procedure Dollars |
|--------|------------|--|--------------------------|--------------|--------------|------------------------------|----------------------------------|
| 1 | CT | COPPERHEAD TECHNOLOGIES LLC | AIT | Entity | \$199,999 | \$199,999 | \$0 |
| 1 | CT | BAKIE LLC | AP | Male | \$0 | \$0 | |
| 1 | CT | KWH ENTERPRISE, LLC | AP | Male | \$0 | \$0 | |
| 1 | CT | FAIRFAX DATA SYSTEMS, INC. | AP | Male | \$0 | \$0 | \$0 |
| 1 | CT | RADIANCE INNOVATIVE SERVICES, LLC | AP | Female | \$0 | \$0 | |
| 1 | CT | WINSTON STRATEGIC PARTNERS, LLC | BA | Female | \$0 | \$0 | |
| 1 | CT | NETSECURE, LLC | BA | Male | \$0 | \$0 | \$0 |
| 1 | CT | N-TOUCH STRATEGIES, LLC | BA | Female | \$1,819,621 | \$1,697,634 | \$121,987 |
| 1 | CT | LION HEART ELECTRIC CORP | BA | Male | \$0 | \$0 | |
| 1 | CT | RUSPINI REALTY, LLC | BA | Female | \$0 | \$0 | |
| 1 | CT | CAN VACUUM & JET LLC | BA | Male | \$0 | \$0 | |
| 1 | CT | AN EP EXPERIENCE LLC | BA | Female | \$0 | \$0 | |
| 1 | CT | REYNOLDS WELDING & FABRICATION LLC | BA | Female | \$0 | \$0 | \$0 |
| 1 | CT | TRI-STATE RENEWABLE RESOURCES LLC | HA | Female | \$0 | \$0 | |
| 1 | CT | KELLY CONSTRUCTION SERVICES INC. | HA | Female | \$8,539,279 | \$6,120,692 | \$2,418,587 |
| 1 | CT | CAMBRIDGE MARINE CONSTRUCTION, INC. | HA | Male | \$0 | \$0 | |
| 1 | CT | INTEGRATED WELLNESS GROUP, LLC | HA | Female | \$0 | \$0 | |
| 1 | CT | TENESACA ELECTRIC, LLC | HA | Male | \$0 | \$0 | |
| 1 | CT | SUN TURTLE, LLC | NA | Female | \$13,228 | \$0 | \$13,228 |
| 1 | CT | HEALTHPER USA, INC | SA | Male | \$0 | \$0 | |
| 1 | MA | KOMAN GOVERNMENT SOLUTIONS, LLC | ANC | N/A | \$1,136,216 | \$1,136,216 | \$0 |
| 1 | MA | CONVERGE STRATEGIES, LLC | AP | Male | \$610,861 | \$0 | \$610,861 |
| 1 | MA | OVERSEE ALLIANCE, INC. | AP | Male | \$0 | \$0 | |
| 1 | MA | LOGAN CURRITO LLC | AP | Male | \$0 | \$0 | |
| 1 | MA | ALCANTARA, JASMINE | AP | Female | \$0 | \$0 | |
| 1 | MA | JORANI SOLUTIONS, INC. | AP | Female | \$0 | \$0 | \$0 |
| 1 | MA | LONE ROCK POINT, INC. | AP | Male | \$0 | \$0 | |
| 1 | MA | ANVIL STEEL ENGINEERING INC. | BA | Male | \$1,904,660 | \$1,904,660 | \$0 |
| 1 | MA | 21ST CENTURY MANAGEMENT SERVICES, INC. | BA | Female | \$3,281,703 | \$3,281,703 | \$0 |
| 1 | MA | K-9 MERCANTILE PROTECTION, INC. | BA | Female | \$0 | \$0 | |
| 1 | MA | WINDWALKER GROUP, LLC | BA | Male | \$4,131,117 | \$4,010,404 | \$120,713 |
| 1 | MA | ARIMANN BUILDING SERVICES INC | BA | Male | \$0 | \$0 | |
| 1 | MA | AIR CONTROL SYSTEMS, INC. | BA | Male | \$0 | \$0 | |
| 1 | MA | LUCIANOS EXCAVATION INC | BA | Male | \$17,099,455 | \$269,715 | \$16,829,740 |
| 1 | MA | ICARUS CONSTRUCTION SERVICES, LLC | BA | Male | \$2,997,432 | \$2,598,775 | \$398,657 |
| 1 | MA | ELEGANT STITCHES INC | BA | Male | \$14,000 | \$0 | \$14,000 |

FY 23 408 Report Appendix B

| | | | | | | | |
|---|----|--|---------|--------|---------------|--------------|---------------|
| 1 | MA | NEW CHAPTER HOME IMPROVEMENT, LLC | BA | Female | \$0 | \$0 | |
| 1 | MA | HENRY GENERAL CONTRACTORS, INC | BA | Male | \$17,366,418 | \$14,454,749 | \$2,911,669 |
| 1 | MA | VISION'S SOWN, AN ANCIENT BAKING COMPANY | BA | Female | \$0 | \$0 | |
| 1 | MA | TRANSCEND MAINTENANCE SERVICES INC. | HA | Female | \$315,457 | \$0 | \$315,457 |
| 1 | MA | UNIC PRO, INC. | HA | Female | \$679,738 | \$497,763 | \$181,976 |
| 1 | MA | ENVIRO STAFFING SOLUTIONS, CORP | HA | Male | \$0 | \$0 | |
| 1 | MA | STUDIO UMBRA LLC | HA | Male | \$0 | \$0 | |
| 1 | MA | ONE WAY DEVELOPMENT, INC. | HA | Male | \$441,145 | \$441,145 | \$0 |
| 1 | MA | LJV DEVELOPMENT LLC | HA | Female | \$2,812,206 | \$2,472,386 | \$339,820 |
| 1 | MA | EMMATY, INC | HA | Female | \$504,997 | \$191,306 | \$313,690 |
| 1 | MA | AKUMEN, INC. | HA | Male | \$531,788 | \$531,788 | \$0 |
| 1 | MA | ACT SERVICES CORP | HA | Female | \$1,467,114 | \$1,023,799 | \$443,315 |
| 1 | MA | ADVOQT LLC | HA | Female | \$0 | \$0 | |
| 1 | MA | CROSS-SPECTRUM ACOUSTICS, INC. | HA | Male | \$0 | \$0 | |
| 1 | MA | SANTIAGO, ROBERTO V | HA | Male | \$4,050,407 | \$3,690,009 | \$360,398 |
| 1 | MA | MERRIMACK ENVIRONMETAL SOLUTION CORP | HA | Male | \$922,193 | \$888,193 | \$34,000 |
| 1 | MA | MAKAI LLC | NHO | Entity | \$2,931,749 | \$1,728,381 | \$1,203,368 |
| 1 | MA | KAHUINA CONSULTING, LLC | NA | Male | \$425,000 | \$425,000 | \$0 |
| 1 | MA | SMOKESYGNALS LLC | NA | Male | \$18,717 | \$0 | \$18,717 |
| 1 | MA | JSSA INCORPORATED | SA | Male | \$4,088,093 | \$3,952,962 | \$135,131 |
| 1 | MA | NEW ENGLAND HEALTHCARE BILLING LLC | SA | Male | \$0 | \$0 | |
| 1 | MA | CREAGEN INC., | SA | Male | \$185,427 | \$0 | \$185,427 |
| 1 | MA | CASO GLOBAL CORPORATION | SA | Female | \$2,399,340 | \$997,859 | \$1,401,481 |
| 1 | MA | INTEGRATIVE SCIENCES LLC | SA | Female | \$661,989 | \$0 | \$661,989 |
| 1 | MA | APSS FUTURISTICS LLC | SA | Male | \$0 | \$0 | \$0 |
| 1 | MA | US ECO PRODUCTS CORPORATION | Unknown | Female | (\$1,188,566) | \$277,432 | (\$1,465,998) |
| 1 | ME | PENOBSCOT HEALTH SERVICES, LLC | AIT | N/A | \$129,926 | \$0 | \$129,926 |
| 1 | ME | PENOBSCOT SUPPORT SERVICES, LLC | AIT | N/A | \$20,403,845 | \$9,980,388 | \$10,423,458 |
| 1 | ME | QUODDY BUILDERS LLC | NA | Male | \$674,143 | \$0 | \$674,143 |
| 1 | ME | NEW FORM BUILDING SYSTEMS, INC. | Unknown | Female | \$0 | \$0 | |
| 1 | ME | CREDERE ASSOCIATES, LLC | Unknown | Female | \$5,301,202 | \$4,378,291 | \$922,911 |
| 1 | NH | LEADING EDGE DESIGN GROUP, INC. | AP | Male | \$172,910 | \$100,166 | \$72,744 |
| 1 | NH | SWAN CONTRACTING, LLC | BA | Female | \$17,899,438 | \$15,533,093 | \$2,366,345 |
| 1 | NH | GRANITE COMMERCIAL REAL ESTATE LLC | HA | Female | \$1,678,413 | \$1,678,413 | \$0 |
| 1 | NH | NEMON CONSULTING, LLC | HA | Female | \$0 | \$0 | |
| 1 | NH | GREEN FEET ENTERPRISES, L.L.C. | HA | Male | \$0 | \$0 | |
| 1 | RI | PROMETHEUS DIGITAL LLC | AP | Male | \$1,768,405 | \$1,466,628 | \$301,777 |

FY 23 408 Report Appendix B

| | | | | | | | |
|---|----|---|-----|--------|-------------|-------------|-------------|
| 1 | RI | VP FITNESS, LLC | BA | Male | \$0 | \$0 | |
| 1 | RI | S & S TRUCKING, LLC | BA | Male | \$0 | \$0 | |
| 1 | RI | TAVARES LLC | BA | Male | \$1,843,220 | \$1,843,220 | \$0 |
| 1 | RI | EXCELL CONSTRUCTION CORP | BA | Male | \$0 | \$0 | |
| 1 | RI | LUCENA BROS., INC. | HA | Male | \$0 | \$0 | |
| 1 | RI | AXIOM ACTUARIAL CONSULTING, LLC | HA | Male | \$0 | \$0 | |
| 1 | RI | NORTHEAST PUBLIC RELATIONS INC | HA | Male | \$0 | \$0 | |
| 2 | DE | KERSH INFORMATION TECHNOLOGY SERVICES, LLC | AP | Female | \$0 | \$0 | |
| 2 | DE | C.O. SABINO CORPORATION | BA | Male | \$0 | \$0 | |
| 2 | DE | BLS SERVICES, INC. | BA | Male | \$0 | \$0 | |
| 2 | DE | CARSON MANAGEMENT CONSULTING CO. | BA | Male | \$0 | \$0 | |
| 2 | DE | STAR COMMUNICATION, INC. | BA | Female | \$485,272 | \$0 | \$485,272 |
| 2 | DE | ON-DEMAND SERVICES, LLC | BA | Male | \$306,803 | \$0 | \$306,803 |
| 2 | DE | MOUNTAIN CONSULTING, INC. | BA | Female | \$1,977,391 | \$991,617 | \$985,774 |
| 2 | DE | ROCK SOLID CONTRACTING AND DEVELOPMENT, LLC | BA | Male | \$338,586 | \$338,586 | \$0 |
| 2 | DE | PROFESSIONAL TAILOR SHOP | BA | Female | \$0 | \$0 | |
| 2 | DE | ELEVENTH HOUSE SOLUTIONS LLC | HA | Female | \$0 | \$0 | |
| 2 | DE | AXIOM CONSTRUCTION MANAGEMENT INC | SA | Male | \$0 | \$0 | |
| 2 | DE | JAYKAL LED SOLUTIONS INC. | SA | Male | \$0 | \$0 | |
| 2 | NJ | RED CEDAR SOLUTIONS LLC | AIT | Entity | \$879,062 | \$879,062 | \$0 |
| 2 | NJ | RTI SERVICES INC | AP | Female | \$0 | \$0 | |
| 2 | NJ | U.S. LUMBER, INC. | AP | Female | \$1,961,660 | \$1,961,660 | \$0 |
| 2 | NJ | RS MANAGEMENT CONSULTANTS INC | AP | Female | \$0 | \$0 | \$0 |
| 2 | NJ | CABALLERO & ASSOCIATES LLC | AP | Male | \$0 | \$0 | |
| 2 | NJ | HORIZON ENGINEERING CONSULTING LLC | AP | Male | \$0 | \$0 | |
| 2 | NJ | MICRONETBD INC. | AP | Male | \$0 | \$0 | |
| 2 | NJ | SUN CONSTRUCTION SERVICES INC | AP | Female | \$4,396,995 | \$83,800 | \$4,313,195 |
| 2 | NJ | VERINA CONSULTING GROUP LLC | AP | Male | \$7,638,480 | \$7,638,480 | \$0 |
| 2 | NJ | LEELA SERINA INC. | AP | Female | \$0 | \$0 | |
| 2 | NJ | B.K.C. INDUSTRIES INC. | BA | Female | \$515,887 | \$514,297 | \$1,590 |
| 2 | NJ | SURE-BIOCHEM LABORATORIES, LLC | BA | Female | \$1,134,128 | \$0 | \$1,134,128 |
| 2 | NJ | ALC SERVICES LLC | BA | Male | \$0 | \$0 | |
| 2 | NJ | HOLMES & COMPANY LLC | BA | Male | \$1,845,295 | \$0 | \$1,845,295 |
| 2 | NJ | WE SEE YOU LIMITED LIABILITY COMPANY | BA | Male | \$0 | \$0 | \$0 |
| 2 | NJ | PRESAFE TECHNOLOGIES LLC | BA | Male | \$0 | \$0 | |
| 2 | NJ | HELFFORCE LLC | BA | Female | \$0 | \$0 | |
| 2 | NJ | FG MANAGEMENT GROUP LLC | BA | Male | \$5,845,111 | \$1,039,621 | \$4,805,490 |
| 2 | NJ | LFB & ASSOCIATES LLC | BA | Male | \$1,144,248 | \$1,144,248 | \$0 |
| 2 | NJ | ADVANCE TALENT SOLUTIONS INCORPORATED | BA | Female | \$0 | \$0 | |

FY 23 408 Report Appendix B

| | | | | | | | |
|---|----|---|-----|--------|--------------|--------------|--------------|
| 2 | NJ | IRBY SPINE CARE PROFESSIONAL CORPORATION | BA | Male | \$0 | \$0 | |
| 2 | NJ | PROPERTY IMPROVEMENT OF NEW BRUNSWICK LLC | BA | Male | \$0 | \$0 | |
| 2 | NJ | BUILD N BLAZE, LLC | BA | Female | \$0 | \$0 | |
| 2 | NJ | COROEBUS WEALTH MANAGEMENT LLC | BA | Male | \$0 | \$0 | |
| 2 | NJ | IGNITE ONE LLC | BA | Male | \$0 | \$0 | |
| 2 | NJ | ADVANCED COMPUTER SOLUTIONS GROUP LIMITED LIABILITY COMPANY | BA | Male | \$0 | \$0 | \$0 |
| 2 | NJ | PRETLOW, ROBERT | BA | Male | \$1,183,758 | \$1,181,008 | \$2,750 |
| 2 | NJ | MJAKE SECURITY LLC | BA | Male | \$470,093 | \$322,920 | \$147,173 |
| 2 | NJ | FCC CONSULTING SERVICES L L C | BA | Male | \$16,925 | \$0 | \$16,925 |
| 2 | NJ | CROWNED EDGE LIMITED LIABILITY COMPANY | BA | Male | \$0 | \$0 | |
| 2 | NJ | NATURAL LANGUAGES LIMITED LIABILITY COMPANY | HA | Female | \$0 | \$0 | |
| 2 | NJ | EACM CORP | HA | Female | \$5,889,324 | (\$2,750) | \$5,892,074 |
| 2 | NJ | PLANIT NATION, INC. | HA | Female | \$379,676 | \$379,676 | \$0 |
| 2 | NJ | AMERISTAR CONTRACTING GROUP INC | HA | Male | \$3,004,656 | \$3,001,587 | \$3,069 |
| 2 | NJ | SKYTEL, LLC | HA | Male | \$0 | \$0 | |
| 2 | NJ | IMPACT CONSULTING LLC | HA | Female | \$0 | \$0 | |
| 2 | NJ | PHASE 4 DIGITAL LLC | HA | Male | \$0 | \$0 | |
| 2 | NJ | WORKPRO LLC | HA | Female | \$3,813,477 | \$3,787,531 | \$25,946 |
| 2 | NJ | AMERICAN MAINTENANCE & SUPPLIES, INC | HA | Male | \$500,330 | \$285,806 | \$214,524 |
| 2 | NJ | ADVANCE RRP LLC | HA | Male | \$1,085,323 | \$1,085,323 | \$0 |
| 2 | NJ | SPARK ELECTRIC, LLC | HA | Male | \$4,348,488 | \$2,787,947 | \$1,560,541 |
| 2 | NJ | AMD GARCIA, LLC | HA | Male | \$1,692,472 | \$1,641,728 | \$50,744 |
| 2 | NJ | GREENWORX INC | HA | Male | \$6,005,333 | \$3,533,912 | \$2,471,421 |
| 2 | NJ | ROBERT NOGUERAS CONSTRUCTION LLC | HA | Male | \$458,398 | \$458,398 | \$0 |
| 2 | NJ | MARCO AMERICA CORPORATION | HA | Male | \$44,856 | \$44,856 | \$0 |
| 2 | NJ | KRYDON GROUP INC, THE | HA | Male | \$855,219 | \$0 | \$855,219 |
| 2 | NJ | AMBIENT GROUP LIMITED LIABILITY COMPANY, THE | HA | Male | \$37,850 | \$0 | \$37,850 |
| 2 | NJ | JOHN CHRIS TAYLOR CONSTRUCTION & DESIGN, LLC | HA | Male | \$2,473,279 | \$2,473,279 | \$0 |
| 2 | NJ | LG TECH LLC | HA | Male | \$0 | \$0 | \$0 |
| 2 | NJ | GUZMAN & GRIFFIN TECHNOLOGIES, INC. | HA | Male | \$10,881,419 | \$0 | \$10,881,419 |
| 2 | NJ | RENOVA ENVIRONMENTAL SERVICES LIMITED LIABILITY COMPANY | HA | Male | \$13,964,161 | \$3,771,999 | \$10,192,162 |
| 2 | NJ | GSI NORTH AMERICA INC. | NHO | N/A | \$30,432,654 | \$28,215,574 | \$2,217,079 |
| 2 | NJ | GSI FEDERAL GROUP INC. | NHO | Entity | \$4,883,873 | \$4,883,873 | \$0 |
| 2 | NJ | GSI AMERICAS INC. | NHO | Entity | \$0 | \$0 | |
| 2 | NJ | HCI CONSULTING LIMITED LIABILITY COMPANY | NA | Female | \$0 | \$0 | |
| 2 | NJ | HANK FOSTER INC | NA | Male | \$0 | \$0 | |

FY 23 408 Report Appendix B

| | | | | | | | |
|---|----|--|---------|--------|---------------|---------------|--------------|
| 2 | NJ | HUDAK INFRASTRUCTURE REPAIR SYSTEMS, LLC | NA | Male | \$0 | \$0 | |
| 2 | NJ | DRL SERVICES LLC | SA | Male | \$425,406 | \$425,406 | \$0 |
| 2 | NJ | EGROVE SYSTEMS CORP | SA | Female | \$0 | \$0 | \$0 |
| 2 | NJ | THRIKASA INTERNATIOINAL, LLC. | SA | Female | \$0 | \$0 | |
| 2 | NJ | EGATE TECHNOLOGIES INC | SA | Male | \$943,000 | \$943,000 | \$0 |
| 2 | NJ | EAST WEST SYSTEMS INC | SA | Male | \$0 | \$0 | |
| 2 | NJ | TRANCEP CONTRACTING LLC | SA | Male | \$0 | \$0 | |
| 2 | NJ | INSI CLOUD INC | SA | Male | \$6,369,791 | \$5,263,744 | \$1,106,046 |
| 2 | NJ | MAVRIK, CORP. | SA | Female | \$0 | \$0 | |
| 2 | NJ | FLAGSHIP CONTRACTING INC | SA | Male | \$0 | \$0 | \$0 |
| 2 | NJ | SPENCER CONTRACTING LLC | SA | Male | \$0 | \$0 | |
| 2 | NJ | OM GROUP, INC. | SA | Female | \$25,544,308 | \$11,108,663 | \$14,435,645 |
| 2 | NJ | EXTERNETWORKS INC. | SA | Female | \$1,011,635 | \$966,240 | \$45,395 |
| 2 | NJ | BANERJEE CONSULTING LLC | SA | Male | \$0 | \$0 | \$0 |
| 2 | NJ | RADUS TEK SERVICES INC | SA | Male | \$0 | \$0 | |
| 2 | NJ | EASTHILL CONSTRUCTION CORP | SA | Male | \$0 | \$0 | |
| 2 | NJ | IVERTIX INCORPORATED | SA | Female | \$0 | \$0 | |
| 2 | NJ | COMMUNICATION EXPERTS, INC | SA | Male | \$0 | \$0 | |
| 2 | NJ | MORPHIC CORP | SA | Male | \$0 | \$0 | |
| 2 | NJ | INDERJIT K SIDHU ESQ LLC | SA | Female | \$0 | \$0 | |
| 2 | NJ | TWINTRON DATA SYSTEMS INC. | SA | Male | \$0 | \$0 | \$0 |
| 2 | NJ | OMJ CONSULTANT LIMITED LIABILITY COMPANY | SA | Male | \$6,515,938 | \$6,515,938 | \$0 |
| 2 | NJ | FOURANS LLC | SA | Female | \$0 | \$0 | |
| 2 | NJ | ABHZEEN DESIGN INC | SA | Female | (\$4,507) | (\$4,507) | \$0 |
| 2 | NJ | KUNJ CONSTRUCTION CORPORATION | SA | Male | \$47,895,701 | \$44,348,591 | \$3,547,110 |
| 2 | NJ | RV GLOBAL SOLUTIONS INC | SA | Male | \$3,972,808 | \$3,681,621 | \$291,187 |
| 2 | NJ | SOFTEK INTERNATIONAL, INC. | SA | Female | \$1,454,809 | \$0 | \$1,454,809 |
| 2 | NJ | EG&R ENGINEERING PC | SA | Male | \$0 | \$0 | |
| 2 | NJ | INFER SOLUTIONS, INC | SA | Female | \$6,226,993 | \$5,859,409 | \$367,584 |
| 2 | NJ | KAMPTOS TECHNOLOGIES LIMITED LIABILITY COMPANY | SA | Female | \$0 | \$0 | |
| 2 | NJ | SPR CONSTRUCTION CORPORATION | SA | Male | \$26,174,980 | \$26,004,470 | \$170,511 |
| 2 | NJ | AREA ENGINEERING INC | SA | Male | \$0 | \$0 | |
| 2 | NJ | ENGENUITY INFRASTRUCTURE, LLC | Unknown | Female | \$0 | \$0 | |
| 2 | NJ | IPAK INC | Unknown | Male | \$0 | \$0 | |
| 2 | NJ | FLEXBIOSYS INC | Unknown | Female | \$0 | \$0 | \$0 |
| 2 | NJ | A.J. NESTI MATERIALS LLC | Unknown | Female | \$0 | \$0 | |
| 2 | NY | SENECA FEDERAL SOLUTIONS LLC | AIT | Entity | \$9,663,854 | \$9,663,854 | \$0 |
| 2 | NY | WESTERN DOOR FEDERAL, LLC | AIT | Entity | \$62,322,243 | \$61,985,556 | \$336,686 |
| 2 | NY | SENECA GLOBAL SERVICES, LLC | AIT | N/A | \$66,573,715 | \$62,741,137 | \$3,832,578 |
| 2 | NY | SENECA TECHNOLOGIES, LLC | AIT | Entity | \$0 | \$0 | |
| 2 | NY | MOHAWK NETWORKS LLC | AIT | Entity | \$895,835 | \$0 | \$895,835 |
| 2 | NY | ONEIDA TECHNICAL SOLUTIONS, LLC | AIT | N/A | \$29,835,320 | \$2,977,787 | \$26,857,533 |
| 2 | NY | SENECA STRATEGIC PARTNERS, LLC | AIT | Entity | \$158,611,153 | \$149,961,057 | \$8,650,096 |
| 2 | NY | FPM REMEDIATIONS, INC. | ANC | Entity | \$19,695,341 | \$5,596,843 | \$14,098,498 |

FY 23 408 Report Appendix B

| | | | | | | | |
|---|----|--|----|--------|--------------|-------------|-------------|
| 2 | NY | RECURSION, CO. | AP | Female | \$1,268,116 | \$1,268,116 | \$0 |
| 2 | NY | CANAL MERCER DESIGNS, LLC | AP | Male | \$0 | \$0 | |
| 2 | NY | REO INTEGRATION INCORPORATED | AP | Male | \$0 | \$0 | |
| 2 | NY | ASH CONTRACTING CORP. | AP | Female | \$0 | \$0 | |
| 2 | NY | GLOBAL FRONTIER PARTNERS LLC | AP | Male | \$0 | \$0 | |
| 2 | NY | ABM ELECTRIC, INC. | AP | Male | \$0 | \$0 | |
| 2 | NY | STORIJ INC. | AP | Male | \$0 | \$0 | |
| 2 | NY | BEAUTIFUL BRAINS LLC | BA | Female | \$0 | \$0 | \$0 |
| 2 | NY | B-BULLARD, LLC | BA | Male | \$0 | \$0 | |
| 2 | NY | FRANGLAIS MANAGEMENT LLC | BA | Female | \$0 | \$0 | |
| 2 | NY | ILLIMITABLE INC | BA | Female | \$0 | \$0 | |
| 2 | NY | BRIDGE PHILANTHROPIC CONSULTING, LLC | BA | Male | \$0 | \$0 | \$0 |
| 2 | NY | CLEANWORK SOLUTIONS LLC | BA | Female | \$0 | \$0 | |
| 2 | NY | SKYLINE INDUSTRIES LLC | BA | Male | \$0 | \$0 | |
| 2 | NY | ULYSSE DORIS LLC | BA | Female | \$0 | \$0 | |
| 2 | NY | 6 MILE RUNS, LLC | BA | Male | \$0 | \$0 | |
| 2 | NY | DMYLES INC. | BA | Male | \$7,978,372 | \$7,262,288 | \$716,083 |
| 2 | NY | FLASH EXTERMINATING INC | BA | Male | \$2,842 | \$2,842 | \$0 |
| 2 | NY | SGTR, LLC | BA | Male | \$369,430 | \$369,430 | \$0 |
| 2 | NY | JERMAINE ALEXANDER CLARK, LLC | BA | Male | \$500,000 | \$0 | \$500,000 |
| 2 | NY | JPR BUILDERS 07 INC. | BA | Female | \$0 | \$0 | |
| 2 | NY | CLEAN WATER MECHANICAL AND CONSTRUCTION, LLC | BA | Male | \$1,032,175 | \$1,032,175 | \$0 |
| 2 | NY | 2BFOCUSED INC. | BA | Female | \$827,893 | \$0 | \$827,893 |
| 2 | NY | AMERICARE APPLIANCE REPAIR LLC | BA | Male | \$0 | \$0 | |
| 2 | NY | RON'S TRUCKING CORPORATION | BA | Male | \$0 | \$0 | \$0 |
| 2 | NY | NEIL HOOSIER & ASSOCIATES, INC. | BA | Female | \$10,603,057 | \$9,208,223 | \$1,394,834 |
| 2 | NY | EPIOZ, INC. | BA | Male | \$18,826 | \$18,826 | \$0 |
| 2 | NY | CARLIN SOLUTIONS, LLC | BA | Female | \$0 | \$0 | |
| 2 | NY | MNS PRO COMPANIES, INC. | BA | Male | \$1,921,809 | \$1,620,689 | \$301,120 |
| 2 | NY | GREGORY SWITZER ARCHITECTURE P.C. | BA | Male | \$0 | \$0 | |
| 2 | NY | LAUNCHTECH, LLC | BA | Female | \$780,201 | \$88,402 | \$691,799 |
| 2 | NY | TERA CONSULTING INC | BA | Male | \$1,143,319 | \$473,700 | \$669,619 |
| 2 | NY | FRIENDS FROM THE CITY, LLC | BA | Female | \$0 | \$0 | \$0 |
| 2 | NY | MICHAEL PEGGS LLC | BA | Male | \$0 | \$0 | |
| 2 | NY | ABC TECHNOLOGY SERVICES, LLC | BA | Male | \$0 | \$0 | |
| 2 | NY | NATION GROUP INC. | BA | | \$0 | \$0 | |
| 2 | NY | EBONY MARKETING SYSTEMS, INC. | BA | Female | \$17,500 | \$17,500 | \$0 |
| 2 | NY | CF JOSEPH, CPA, P.C. | BA | Male | \$0 | \$0 | |
| 2 | NY | PRECISION RECEIVABLE SERVICES, LLC | BA | Female | \$1,005,878 | \$718,112 | \$287,766 |
| 2 | NY | D&D ULTIMATE CONNECTION LLC | BA | Male | \$42,972 | \$42,972 | \$0 |
| 2 | NY | ABRAHAMS CONSULTING LLC | BA | Female | \$69,277 | \$4,327 | \$64,950 |
| 2 | NY | MONEY MATTERS II, LLC | BA | Female | \$0 | \$0 | |

FY 23 408 Report Appendix B

| | | | | | | | |
|---|----|---|---------|--------|-------------|-------------|-------------|
| 2 | NY | PRESTIGE REAL ESTATE OF THE HUDSON VALLEY LLC | HA | Female | \$0 | \$0 | |
| 2 | NY | OSO INC | HA | Female | \$5,216,531 | \$5,216,531 | \$0 |
| 2 | NY | RICO'S PUMP SERVICE & ELECTRIC MOTOR REPAIR LLC | HA | Male | \$990,999 | \$959,330 | \$31,669 |
| 2 | NY | RODRIGUEZ CONSTRUCTION GROUP INC | HA | Male | \$0 | \$0 | |
| 2 | NY | HERMAN P. ORTIZ, CPA, P.C. | HA | Male | \$0 | \$0 | |
| 2 | NY | ADVANCE SECURITY AND INTERCOMS INC. | HA | Male | \$0 | \$0 | |
| 2 | NY | RIOMAR GROUP VENTURES, INC. | HA | Male | \$275,240 | \$25,040 | \$250,200 |
| 2 | NY | L.P.S. AUTOS INC. | HA | Male | \$4,979,505 | \$4,828,705 | \$150,801 |
| 2 | NY | URBAN INTEGRATIONS LLC | HA | Male | \$0 | \$0 | |
| 2 | NY | GXC INC. | HA | Male | \$1,123,463 | \$0 | \$1,123,463 |
| 2 | NY | Goldstar Electrical Inc | HA | Male | \$0 | \$0 | |
| 2 | NY | SCAFFOLDS ETC INC. | HA | Male | \$0 | \$0 | |
| 2 | NY | R&J TELECOM INC | HA | Female | \$2,981,288 | \$2,981,288 | \$0 |
| 2 | NY | LIVING GROUP LLC | HA | Male | \$1,151,007 | \$415,587 | \$735,420 |
| 2 | NY | PRESTIGE DEVELOPMENT SERVICES INC | HA | Female | \$3,677,565 | \$0 | \$3,677,565 |
| 2 | NY | EMPOWER CONTRACTING INC. | HA | Female | \$167,891 | \$143,546 | \$24,345 |
| 2 | NY | P. ENGINEERING, PLLC | HA | Male | \$484,978 | \$484,978 | \$0 |
| 2 | NY | SAKE CONTRACTING INC. | HA | Female | \$1,041,144 | \$1,041,144 | \$0 |
| 2 | NY | RODRIGUEZ ENGINEERING, LLC | HA | Female | \$0 | \$0 | |
| 2 | NY | SOURCELAB INC. | HA | Male | \$1,216,164 | \$942,070 | \$274,094 |
| 2 | NY | TWINS CONTRACTING LLC | HA | Female | \$0 | \$0 | |
| 2 | NY | ALTURA CAPITAL INC | HA | Female | \$0 | \$0 | |
| 2 | NY | Castedo M Architect PC | HA | Male | \$0 | \$1 | (\$1) |
| 2 | NY | Renatus Construction LLC | HA | N/A | \$0 | \$1 | (\$1) |
| 2 | NY | ALEUT ELECTRIC, LLC | NA | Female | \$0 | \$0 | |
| 2 | NY | VIRSIG, LLC | NA | Male | \$2,189,961 | \$512,485 | \$1,677,476 |
| 2 | NY | BUCKET PRO LLC | NA | Female | (\$7,435) | \$0 | (\$7,435) |
| 2 | NY | GENERALSOFT CORPORATION | SA | Male | \$0 | \$0 | |
| 2 | NY | TAMEER INC. | SA | Male | \$0 | \$0 | |
| 2 | NY | M & J ENGINEERING, P.C. | SA | Male | \$1,171,786 | \$547,560 | \$624,226 |
| 2 | NY | SK CONSTRUCTION AND MANAGEMENT INC. | SA | Male | \$873,082 | \$873,082 | \$0 |
| 2 | NY | ATS ASSOCIATES LLC | SA | Male | \$547,615 | \$547,615 | \$0 |
| 2 | NY | BITS & BYTES TECHNOLOGY SOLUTIONS, INC. | SA | Male | \$0 | \$0 | |
| 2 | NY | ANNEX ENTERPRISE, INC. | SA | Female | \$0 | \$0 | |
| 2 | NY | ACS CONSULTANCY SERVICES INC | SA | Female | \$543,085 | \$0 | \$543,085 |
| 2 | NY | KLK ELECTRIC, INC | SA | Male | \$346,244 | \$254,930 | \$91,313 |
| 2 | NY | ADAPTIVE GREEN, INC. | SA | Male | \$0 | \$0 | |
| 2 | NY | RB & SON GENERAL CONTRACTORS, INC. | SA | Male | \$1,203,065 | \$1,131,781 | \$71,284 |
| 2 | NY | HOOVER BLANKET, INC. | SA | Male | \$0 | \$0 | |
| 2 | NY | QUALTRYX, LLC | SA | Male | \$7,874,379 | \$7,874,379 | \$0 |
| 2 | NY | JASPER SOLUTIONS INC | SA | Male | \$4,325,205 | \$1,621,397 | \$2,703,808 |
| 2 | NY | CONVERGENT TELECOM, INC. | SA | Male | \$311,853 | \$301,074 | \$10,779 |
| 2 | NY | ARMITAGE ARCHITECTURE, P.C. | Unknown | Female | \$9,155,958 | \$8,765,067 | \$390,891 |
| 2 | NY | Y & S TECHNOLOGIES INC. | Unknown | Male | \$265,514 | \$0 | \$265,514 |
| 2 | NY | BLACK HORSE GROUP L.L.C. | Unknown | Female | \$1,444,057 | \$5,000 | \$1,439,057 |

FY 23 408 Report Appendix B

| | | | | | | | |
|---|----|--|-----|--------|--------------|--------------|-------------|
| 2 | PR | PRAK INDUSTRIES, LLC | ANC | Entity | \$0 | \$0 | |
| 2 | PR | ADVANTIX ENGINEERING, CORP. | HA | Male | \$24,136,550 | \$16,438,819 | \$7,697,731 |
| 2 | PR | LIGHTHOUSE INTEGRATED SERVICES CORP | HA | Female | \$202,492 | \$0 | \$202,492 |
| 2 | PR | SUSTECH, LLC | HA | Male | \$0 | \$0 | |
| 2 | PR | MULTIDESK L.L.C. | HA | Male | \$53,687 | \$53,687 | \$0 |
| 2 | PR | OIL AND TRAMP, INC. | HA | Male | \$173,605 | \$91,580 | \$82,025 |
| 2 | PR | BEST DEAL GENERAL CONTRACTOR INC. | HA | Male | \$0 | \$0 | |
| 2 | PR | MAKRO, CORP. | HA | Female | \$302,674 | \$302,674 | \$0 |
| 2 | PR | CAPITAL SERVICES LLC | HA | Female | \$29,340 | \$0 | \$29,340 |
| 2 | PR | WOVENWARE, INC. | HA | Male | \$0 | \$0 | |
| 2 | PR | VMR CONSTRUCTION CORP. | HA | Male | \$0 | \$0 | |
| 2 | PR | BOUNDLESS MANAGEMENT OUTSOURCING GROUP LLC | HA | Male | \$73,921 | \$0 | \$73,921 |
| 2 | PR | ZIMMETRY ENVIRONMENTAL MANAGEMENT, CORP. | HA | Male | \$9,050 | \$9,050 | \$0 |
| 2 | PR | NYX INC. | HA | Female | \$0 | \$0 | |
| 2 | PR | PDF CORPORATION | HA | Male | \$0 | \$0 | |
| 2 | PR | ARCO CARIBE ARCHITECTS, PSC | HA | Male | \$81,743 | \$81,743 | \$0 |
| 2 | PR | ON POINT STRATEGY LLC | HA | Female | \$893,339 | \$893,339 | \$0 |
| 2 | PR | J C D ENGINEERING INC | HA | Male | \$0 | \$0 | |
| 2 | PR | TRU IMAGING LLC | HA | Male | \$0 | \$0 | |
| 2 | PR | NEW GARDEN DESIGN, INC. | HA | Male | \$300,287 | \$300,287 | \$0 |
| 2 | PR | GARAGE MIRANDA BODY SHOP, INC. | HA | Female | \$6,920 | \$0 | \$6,920 |
| 2 | PR | KEEP CLEAN LLC | HA | Male | \$90,590 | \$0 | \$90,590 |
| 2 | PR | KLEIN ENGINEERING, P.S.C. | HA | Male | \$0 | \$0 | |
| 2 | PR | DECO DATA GROUP LLC | HA | Female | \$1,282,131 | \$1,266,461 | \$15,670 |
| 2 | PR | KRANE SOLUTIONS, INC | HA | Male | \$0 | \$0 | |
| 2 | PR | OSBA MANAGEMENT CORPORATION | HA | Male | \$0 | \$0 | |
| 2 | PR | ALPHA DEMOLITIONS , INC. | HA | Male | \$0 | \$0 | |
| 2 | PR | LUIS POLANCO CONTRACTOR INC. | HA | Male | \$0 | \$0 | |
| 2 | PR | MARTINO INDUSTRIAL AIR INC | HA | Male | \$396,527 | \$3,450 | \$393,077 |
| 2 | PR | J & J BUILDER CONTRACTORS GROUP CORP | HA | Male | \$577,491 | \$0 | \$577,491 |
| 2 | PR | PROFESSIONAL ENGINEERING CONCEPTS INC. | HA | Female | \$1,005,123 | \$363,681 | \$641,442 |
| 2 | PR | CONFIANZA EXTERMINATING CORP | HA | Male | \$0 | \$0 | |
| 2 | PR | JPI CONSTRUCTION LLC | HA | Male | \$9,417,639 | \$4,380,340 | \$5,037,299 |
| 2 | PR | PROJEX CORP. | HA | Female | \$31,679 | \$31,679 | \$0 |
| 2 | PR | TEKSOL INTEGRATION GROUP, INC. | HA | Male | \$626,190 | \$626,190 | \$0 |
| 2 | PR | INTERNET VISION DEVELOPMENT INVID LLC | HA | Male | \$15,000 | \$0 | \$15,000 |
| 2 | PR | DAROK STEEL INC | HA | Male | \$0 | \$0 | |
| 2 | PR | ELITEBCO LLC | HA | Male | \$6,141,045 | \$2,226,081 | \$3,914,965 |
| 2 | PR | MAKKO CONSTRUCTION, L.L.C. | HA | Male | \$0 | \$0 | |

FY 23 408 Report Appendix B

| | | | | | | | |
|---|----|---|----|--------|-------------|-------------|-------------|
| 2 | PR | RAFAEL CASTRO MONTES DE OCA ARQUITECTOS PSC | HA | Male | \$0 | \$0 | |
| 2 | PR | P&S CONSULTANTS, LLC | HA | Female | \$0 | \$0 | |
| 2 | PR | A & M EXTERMINATING SERVICES, INC. | HA | Male | \$636,536 | \$162,097 | \$474,439 |
| 2 | PR | SANTA & CO CORP. | HA | Male | \$0 | \$0 | |
| 2 | PR | EMPRESAS RAMIREZ RIVERA, INC. | HA | Male | \$0 | \$0 | |
| 2 | PR | RODRIGUEZ & GARLAND, INC. | HA | Male | \$785,748 | \$188,979 | \$596,769 |
| 2 | PR | INSTALACIONES FULYE'S, INC. | HA | Male | \$929,123 | \$929,123 | \$0 |
| 2 | PR | INFRABUILDERS, LLC | HA | Male | \$0 | \$0 | |
| 2 | PR | POWER & INSTRUMENTATION SERVICES INC | HA | Male | \$292,400 | \$43,400 | \$249,000 |
| 2 | PR | A AND W ELECTRICAL AND REFRIGERATION A/C INC. | HA | Male | \$1,287,173 | \$937,426 | \$349,747 |
| 2 | PR | NEMAR TECHNOLOGY GROUP | HA | Male | \$0 | \$0 | |
| 2 | PR | INDUSTRIAL SECURITY PRODUCTS, INC. | HA | Male | \$0 | \$0 | |
| 2 | PR | VHARD INC | HA | Male | \$0 | \$0 | |
| 2 | PR | JR LANDSCAPE & FACILITY MANAGEMENT LLC | HA | Female | \$199,224 | \$45,427 | \$153,797 |
| 2 | PR | ENSEMBLE GOVERNMENT SERVICES, LLC | HA | Male | \$3,878,212 | \$116,360 | \$3,761,852 |
| 2 | PR | CJ MECHANICAL LLC | HA | Male | \$742,222 | \$742,222 | \$0 |
| 2 | PR | KRESTON PR, LLC | HA | Male | \$0 | \$0 | |
| 2 | PR | I.A.P. CONTRACTORS, L.L.C | HA | Male | \$0 | \$0 | \$0 |
| 2 | PR | REYES, CARLOS J | HA | Male | \$0 | \$0 | |
| 2 | PR | LUMA CONSTRUCTION CORP | HA | Female | \$321,445 | \$251,759 | \$69,686 |
| 2 | PR | GLOBAL SAT COMMUNICATIONS, INC. | HA | Male | \$0 | \$0 | |
| 2 | PR | CARCONGROUP ENGINEERING P.S.C. | HA | Male | \$492,788 | \$492,788 | \$0 |
| 2 | PR | AIRES & SERVICIOS CONTRATISTAS MECANICOS, INC. | HA | Male | \$876,791 | \$791,019 | \$85,772 |
| 2 | PR | OVERALL CONTRACTORS GROUP, INC. | HA | Female | \$0 | \$0 | |
| 2 | PR | INGELICOM, CORP | HA | Male | \$0 | \$0 | \$0 |
| 2 | PR | SMART SOLUTIONS & SERVICES LLC | HA | Female | \$0 | \$0 | |
| 2 | PR | ARK STUDIO PSC | HA | Female | \$0 | \$0 | |
| 2 | PR | GEMA CONTRACTORS SERVICES CORP | HA | Male | \$3,252,293 | \$599,951 | \$2,652,343 |
| 2 | PR | PRIME AIR CORP. | HA | Female | \$2,505,634 | \$2,478 | \$2,503,155 |
| 2 | PR | CAPSTONE MECHANICAL & GENERAL CONTRACTOR LLC | HA | Male | \$458,600 | \$458,600 | \$0 |
| 2 | PR | DC CONSTRUCTION, LLC | HA | Male | \$145,183 | \$145,183 | \$0 |
| 2 | PR | BUILDING FAST CLEANING SERVICE, CORP. | HA | Male | \$975,492 | \$746,511 | \$228,981 |
| 2 | PR | AGMA SECURITY SERVICE INC. | HA | Male | \$3,711,537 | \$0 | \$3,711,537 |
| 2 | PR | ENGINEERING SERVICES INTERNATIONAL INC. | HA | Male | \$0 | \$0 | \$0 |
| 2 | PR | PLUG IN UTILITY SERVICES CORP | HA | Male | \$233,930 | \$408,917 | (\$174,987) |
| 2 | PR | SOLAR STEP LLC | HA | Female | \$0 | \$0 | |
| 2 | PR | NV SERVICES, LLC | HA | Male | \$4,244,264 | \$3,370,483 | \$873,780 |

FY 23 408 Report Appendix B

| | | | | | | | |
|---|----|--|-----|--------|--------------|-------------|-------------|
| 2 | PR | M&T GROUP INC | HA | Male | \$0 | \$0 | |
| 2 | PR | QUIMICAS UNIDAS DE PUERTO RICO INC | HA | Female | \$0 | \$0 | |
| 2 | PR | RPS MEDICAL SERVICE CORP. | HA | Female | \$0 | \$0 | |
| 2 | PR | NOVEL ENTERPRISES CORP. | HA | Male | \$0 | \$0 | |
| 2 | VI | SF GENERAL MAINTENANCE SERVICES, LLC | BA | Male | \$793,138 | \$277,629 | \$515,509 |
| 2 | VI | TALLER LARJAS, LLC | BA | Male | \$0 | \$0 | |
| 2 | VI | FINE PRINT CONSULTING SERVICES, LLC | BA | Male | \$0 | \$0 | |
| 2 | VI | PARSONS, LESTER | BA | Male | \$29,760 | \$29,760 | \$0 |
| 2 | VI | VIKING CORPORATION, THE | BA | Male | \$9,961 | \$0 | \$9,961 |
| 3 | DC | BUFFALO HORSE, INC. | AIT | N/A | \$3,587,756 | \$232,835 | \$3,354,921 |
| 3 | DC | QUATTRO CONSULTING LLC | AIT | Entity | \$0 | \$0 | |
| 3 | DC | COPPER RIVER DATA SOLUTIONS, LLC | AIT | Entity | \$0 | \$0 | |
| 3 | DC | ADVANCED NETWORK CONSULTING, INC | AP | Male | \$5,432,572 | \$5,432,572 | \$0 |
| 3 | DC | BLUEPRINT CONSULTING SERVICES, LLC | AP | Male | \$1,114,314 | \$1,114,314 | \$0 |
| 3 | DC | CLOUD ALLIANCE INCORPORATED | AP | Male | \$0 | \$0 | \$0 |
| 3 | DC | MARU SOLUTIONS INCORPORATED | AP | Female | \$0 | \$0 | |
| 3 | DC | SOFTEK SERVICES, INC. | AP | Female | \$2,124,499 | \$2,023,539 | \$100,960 |
| 3 | DC | YUN ASSOCIATES LLC | AP | Male | \$0 | \$0 | |
| 3 | DC | BLUEPATH LABS LLC | AP | Male | \$11,549,217 | \$6,080,334 | \$5,468,883 |
| 3 | DC | RAPIDIANT CORPORATION | AP | Female | \$3,191,480 | \$1,954,141 | \$1,237,339 |
| 3 | DC | NEW DOMINION EXTERIORS, INC. | AP | Female | \$0 | \$0 | |
| 3 | DC | CHAEDROL LLC | AP | Male | \$0 | \$0 | |
| 3 | DC | THE TERAQ GROUP LLC | AP | Male | \$0 | \$0 | |
| 3 | DC | SNOWBIRD MANAGEMENT & DEVELOPMENT SERVICES LLC | AP | Female | \$602,129 | \$0 | \$602,129 |
| 3 | DC | ROMAN MEDIAWORKS LLC | BA | Male | \$3,796,207 | \$593,704 | \$3,202,504 |
| 3 | DC | SPECTRUM MANAGEMENT, LLC. | BA | Male | \$5,122,982 | \$5,046,317 | \$76,666 |
| 3 | DC | PRECISION COLLECTIVE LLC | BA | Female | \$23,030 | \$0 | \$23,030 |
| 3 | DC | PROFESSIONAL MANAGEMENT CONSULTING SERVICES, LLC | BA | Male | \$7,027,783 | \$5,724,148 | \$1,303,635 |
| 3 | DC | SUSTAINABLE BUILDING SOLUTIONS, LLC | BA | Male | \$2,895,248 | \$0 | \$2,895,248 |
| 3 | DC | FORWARD SOLUTIONS LLC | BA | Male | \$1,705,879 | \$1,705,879 | \$0 |
| 3 | DC | BD&Z ASSOCIATES LLC | BA | Male | \$0 | \$0 | |
| 3 | DC | H.E.P. CONSTRUCTION, INC | BA | Male | \$359,183 | \$327,109 | \$32,074 |
| 3 | DC | END TO END COMPUTING, LLC | BA | Male | \$1,189,376 | \$803,708 | \$385,668 |
| 3 | DC | IBS MANAGEMENT & CONSULTANCY SERVICES LLC | BA | Male | \$1,664,252 | \$1,529,275 | \$134,977 |
| 3 | DC | NSPIREGREEN, LLC | BA | Female | \$0 | \$0 | |
| 3 | DC | SYMBOLGY DC, LLC | BA | Male | \$0 | \$0 | |
| 3 | DC | CYBERFINDERS, INC. | BA | Male | \$0 | \$0 | |
| 3 | DC | FOCUS CONSULTING LLC | BA | Male | \$0 | \$0 | |
| 3 | DC | WILSON GLOBAL COMMUNICATIONS LLC | BA | Female | \$0 | \$0 | |

FY 23 408 Report Appendix B

| | | | | | | | |
|---|----|--|----|--------|--------------|--------------|--------------|
| 3 | DC | SAMBI LLC | BA | Male | \$0 | \$0 | |
| 3 | DC | PRIVE DEMEURE INC | BA | Female | \$0 | \$0 | |
| 3 | DC | TRIUNE SOLUTIONS, LLC | BA | Female | \$4,192,312 | \$4,187,941 | \$4,371 |
| 3 | DC | GLO ELECTRICAL SERVICE LLC | BA | Female | \$0 | \$0 | |
| 3 | DC | CAPITAL GROUP, LLC (THE) | BA | Male | \$12,768,361 | \$2,288,430 | \$10,479,930 |
| 3 | DC | IRRADIANT TECHNOLOGIES, INC. | BA | Female | \$0 | \$0 | |
| 3 | DC | GRAND GROUND ENTERPRISE, LLC | BA | Male | \$3,701,448 | \$338,379 | \$3,363,069 |
| 3 | DC | HH LOGISTICS PLANNING, LLC | BA | Female | \$80,000 | \$80,000 | \$0 |
| 3 | DC | CHS CENTRAL LLC | BA | Female | \$0 | \$0 | |
| 3 | DC | AREA PROBE, LLC | BA | Male | \$0 | \$0 | |
| 3 | DC | LOOPER CONSULTIG LLC | BA | Female | \$0 | \$0 | |
| 3 | DC | MAJUS CONSULTING LLC | BA | Male | \$0 | \$0 | \$0 |
| 3 | DC | WHITWORTHKEE CONSULTING LLC | BA | Male | \$2,307,265 | \$0 | \$2,307,265 |
| 3 | DC | COLES GROUP LLC, THE | BA | Male | \$430,667 | \$430,667 | \$0 |
| 3 | DC | CLARK BATY ASSOCIATES LLC | BA | Female | \$989,136 | \$0 | \$989,136 |
| 3 | DC | PAGE AFTER PAGE BUSINESS SYSTEMS, INC. | BA | Male | \$1,505,554 | \$1,530,107 | (\$24,553) |
| 3 | DC | BLUE SKY INNOVATIVE SOLUTIONS LLC | BA | Female | \$7,279,159 | \$4,656,792 | \$2,622,368 |
| 3 | DC | HAYAT BROWN LLC | BA | Female | \$1,158,006 | \$0 | \$1,158,006 |
| 3 | DC | SMILE THERAPY SERVICES LLC | BA | Female | \$0 | \$0 | |
| 3 | DC | IHEALTH INNOVATIVE SOLUTION LLC | BA | Male | \$222,438 | \$0 | \$222,438 |
| 3 | DC | CYBER SYNERGY CONSULTING GROUP, LLC | BA | Male | \$995,776 | \$995,776 | \$0 |
| 3 | DC | BLACKWIRE TECHNOLOGIES, LLC | BA | Male | \$0 | \$0 | \$0 |
| 3 | DC | TJS GROUP LLC | BA | Female | \$4,197,362 | \$4,147,299 | \$50,063 |
| 3 | DC | TYSON PROJECT MANAGEMENT GROUP, LLC | BA | Male | \$3,744,555 | \$579,818 | \$3,164,737 |
| 3 | DC | CENTRICITY TECHNOLOGY PARTNERS, INC. | BA | Female | \$708,893 | \$619,643 | \$89,250 |
| 3 | DC | CLT3 CONSULTING LLC | BA | Female | \$0 | \$0 | |
| 3 | DC | CLEAN TEAM JANITORIAL SERVICE, INC. | BA | Male | \$4,048,763 | \$840,000 | \$3,208,763 |
| 3 | DC | PONCE CONTRACTORS INC. | BA | Female | \$0 | \$0 | |
| 3 | DC | THE WRIGHT WAY ENTERPRISES L.L.C. | BA | Male | \$3,859,974 | \$0 | \$3,859,974 |
| 3 | DC | TEAM CONSULTING, INC. | BA | Male | \$702,903 | \$699,472 | \$3,431 |
| 3 | DC | NSIGHT365 LLC | BA | Male | \$0 | \$0 | \$0 |
| 3 | DC | BDS PROTECTIVE SERVICES, LLC | BA | Male | \$0 | \$0 | |
| 3 | DC | KOVAIS INNOVATIVE SOLUTIONS, LLC | BA | Male | \$0 | \$0 | |
| 3 | DC | STRATEGIX MANAGEMENT LLC | BA | Male | \$45,703,823 | \$7,131,592 | \$38,572,231 |
| 3 | DC | TALLYCODE LLC | BA | Male | \$0 | \$0 | |
| 3 | DC | ARLO SOLUTIONS L.L.C. | BA | Female | \$16,948,956 | \$13,379,110 | \$3,569,846 |
| 3 | DC | PROSOURCE360 CONSULTING SERVICES, INC. | BA | Male | \$9,048,792 | \$9,048,792 | \$0 |
| 3 | DC | WOODGROVE SOLUTIONS LLC | BA | Male | \$1,575,304 | \$1,575,304 | \$0 |
| 3 | DC | STAR ENTERPRISES, INC. | BA | Female | \$0 | \$0 | |
| 3 | DC | BLEN INC. | BA | Male | \$0 | \$0 | |

FY 23 408 Report Appendix B

| | | | | | | | |
|---|----|---|----|--------|--------------|--------------|-------------|
| 3 | DC | COGNITION LLC | BA | Male | \$2,013,843 | \$1,252,097 | \$761,745 |
| 3 | DC | Infometrics Technology, Inc | BA | Male | \$0 | \$0 | |
| 3 | DC | IMPACT GROUP LLC, THE | BA | Male | \$1,078,039 | \$1,078,039 | \$0 |
| 3 | DC | CURRY AND ASSOCIATES INC. | BA | Male | \$258,053 | \$0 | \$258,053 |
| 3 | DC | SPACE METRICS, INC. | BA | Male | \$799,838 | \$229,728 | \$570,110 |
| 3 | DC | TADE GROUP LLC | BA | Female | \$111,834 | \$0 | \$111,834 |
| 3 | DC | ONYX STRATEGIC SOLUTIONS, LLC | BA | Female | \$7,995,478 | \$0 | \$7,995,478 |
| 3 | DC | MARTIN'S HVAC PLUMBING SVC & HOME IMPROVEMENT, LLC | BA | Male | \$0 | \$0 | |
| 3 | DC | TMCS INC | BA | | \$0 | \$0 | |
| 3 | DC | SUSTAINABLE FACILITIES MANAGEMENT SERVICES, LLC | BA | Female | \$3,307,876 | \$20,500 | \$3,287,377 |
| 3 | DC | AMAR GROUP LLC | BA | Female | \$0 | \$0 | |
| 3 | DC | Cube Root Corporation | BA | Male | \$1,916,650 | \$1,666,650 | \$250,000 |
| 3 | DC | ROSS PROFESSIONAL SERVICES, LLC | BA | Female | \$379,677 | \$246,486 | \$133,192 |
| 3 | DC | ARCHE CONSULTING GROUP LLC | BA | Male | \$0 | \$0 | |
| 3 | DC | RWD CONSULTING, LLC | BA | Male | \$19,787,215 | \$17,840,580 | \$1,946,636 |
| 3 | DC | FWG SOLUTIONS, INC. | BA | Male | \$13,275,705 | \$9,493,697 | \$3,782,008 |
| 3 | DC | PROSPECTUS ENTERPRISES, INCORPORATED | BA | Male | \$17,912 | \$0 | \$17,912 |
| 3 | DC | A PRENTICE RAY AND ASSOCIATES LLC | BA | Female | \$3,881,410 | \$321,484 | \$3,559,926 |
| 3 | DC | CHAISE MANAGEMENT GROUP, LLC | BA | Female | \$31,266 | \$0 | \$31,266 |
| 3 | DC | EMC2 EDUCATIONAL CONSULTING L.L.C. | BA | Female | \$48,024 | \$48,024 | \$0 |
| 3 | DC | IJS LIMITED, LLC | BA | Female | (\$5,171) | \$0 | (\$5,171) |
| 3 | DC | EARTH WORTH L.L.C. | BA | Female | \$172,276 | \$172,276 | \$0 |
| 3 | DC | SYLVER RAIN CONSULTING, LLC | BA | Female | \$2,466,419 | \$1,226,841 | \$1,239,579 |
| 3 | DC | TELLING YOUR STORY, LLC | BA | Female | \$6,824,120 | \$4,778,931 | \$2,045,189 |
| 3 | DC | GAGNE ASSOCIATES CPAS PLLC | BA | Female | \$0 | \$0 | |
| 3 | DC | SDM CONSULTING GROUP LLC | BA | Male | \$0 | \$0 | |
| 3 | DC | AFCO LLC | BA | Female | \$1,819,453 | \$0 | \$1,819,453 |
| 3 | DC | ADEPT PROFESSIONAL STAFFING, INC. | BA | Female | \$116,792 | \$116,792 | \$0 |
| 3 | DC | SQUARE PEG TECHNOLOGIES | BA | Male | \$0 | \$0 | \$0 |
| 3 | DC | NEXTGEN GROUP | BA | Male | \$0 | \$0 | |
| 3 | DC | BUSINESS DEVELOPMENT ASSOCIATES, LLC | BA | Male | \$1,510,798 | \$366,487 | \$1,144,311 |
| 3 | DC | J3 CONSULTING LLC | BA | Female | \$5,564,753 | \$1,585,996 | \$3,978,757 |
| 3 | DC | TIMEHRI SOLUTIONS LLC | BA | Male | \$0 | \$0 | |
| 3 | DC | FRANCIS AWOYERA & ASSOCIATES, P.C. | BA | Male | \$1,934,144 | \$1,934,144 | \$0 |
| 3 | DC | LIMBIC SYSTEMS, INC. | BA | Male | \$0 | \$0 | \$0 |
| 3 | DC | CONSTITUENT SERVICES WORLDWIDE PUBLIC BENEFIT CORPORATION | BA | Male | \$750,720 | \$750,720 | \$0 |
| 3 | DC | MOBLEY & ALLEN ASSOCIATES, LLC | BA | Female | \$1,414,951 | \$648,576 | \$766,374 |
| 3 | DC | BIZTECH FUSION, LLC | BA | Male | \$0 | \$0 | \$0 |

FY 23 408 Report Appendix B

| | | | | | | | |
|---|----|--------------------------------------|----|--------|--------------|--------------|--------------|
| 3 | DC | SAVVY TECHNOLOGY SOLUTIONS L.L.C | BA | Male | \$0 | \$0 | |
| 3 | DC | BIZSOLUTIONS 360, INC. | BA | Male | \$2,132,216 | \$0 | \$2,132,216 |
| 3 | DC | SIMPLE TECHNOLOGY SOLUTIONS INC. | BA | Male | \$10,515,377 | \$10,515,377 | \$0 |
| 3 | DC | TRUST CONSULTING SERVICES INC. | BA | Male | \$15,000,087 | \$4,869,630 | \$10,130,457 |
| 3 | DC | BRICK & STORY LLC | BA | Female | \$0 | \$0 | |
| 3 | DC | ANGLIN CONSULTING GROUP INC. | BA | Male | \$413,709 | \$0 | \$413,709 |
| 3 | DC | JLAN SOLUTIONS LLC | BA | Female | \$3,837,586 | \$196,708 | \$3,640,878 |
| 3 | DC | SYMPHONIC STRATEGIES, INC | BA | Male | \$1,212,812 | \$0 | \$1,212,812 |
| 3 | DC | TDB COMMUNICATIONS, INC. | BA | Male | \$3,434,500 | \$726,251 | \$2,708,248 |
| 3 | DC | ANADRIA CONSULTING LLC | BA | Male | \$0 | \$0 | \$0 |
| 3 | DC | PRISM INTERNATIONAL LLC | BA | Male | \$0 | \$0 | \$0 |
| 3 | DC | MBB AFFILIATES, LLC | BA | Female | \$388,093 | \$0 | \$388,093 |
| 3 | DC | BLUE CLAE, LLC | BA | Female | \$96,166 | \$0 | \$96,166 |
| 3 | DC | B & B FLOOR SERVICES, LLC | BA | Male | \$8,048,901 | \$3,492,876 | \$4,556,025 |
| 3 | DC | EDUCOLOGY SOLUTIONS | BA | Female | \$4,039,181 | \$2,976,604 | \$1,062,577 |
| 3 | DC | DISTRICT GROUP, INC. | BA | Male | \$540,463 | \$240,463 | \$300,000 |
| 3 | DC | CHIRALITY CAPITAL CONSULTING, LLC | BA | Male | \$6,809,896 | \$4,537,725 | \$2,272,171 |
| 3 | DC | PLOUGHBACK FINANCIAL, INC. | BA | Male | \$0 | \$0 | |
| 3 | DC | GARNER & ASSOCIATES LLC | BA | Female | \$0 | \$0 | |
| 3 | DC | MBDM, INCORPORATED | BA | Male | \$0 | \$0 | \$0 |
| 3 | DC | PLENARY ENTERPRISES LLC | BA | Male | \$558,128 | \$0 | \$558,128 |
| 3 | DC | CYBER SECURITY INNOVATIONS LLC | BA | Male | \$11,037,518 | \$11,037,518 | \$0 |
| 3 | DC | VERITAS CORP. | BA | Female | \$0 | \$0 | |
| 3 | DC | MAX CYBERSECURITY LLC | BA | Male | \$152,882 | \$152,882 | \$0 |
| 3 | DC | HUGH AND ASSOCIATES INC. | BA | Male | \$774,124 | \$0 | \$774,124 |
| 3 | DC | LLM PLACEMENTS | BA | Female | \$0 | \$0 | |
| 3 | DC | EMBARQ SOLUTIONS, LLC | BA | Female | \$794,487 | \$794,487 | \$0 |
| 3 | DC | AH JORDAN PLUMBING & MECHANICAL, LLC | BA | Male | \$145,453 | \$0 | \$145,453 |
| 3 | DC | ITELLECT LLC | BA | Male | \$8,139,451 | \$745,403 | \$7,394,048 |
| 3 | DC | VETERANS SUPPORT SERVICES INC | BA | Male | \$0 | \$0 | |
| 3 | DC | DIGITAL SAUCE, LLC, THE | BA | Male | \$0 | \$0 | |
| 3 | DC | TMCS, LLC | BA | Female | \$0 | \$1 | (\$1) |
| 3 | DC | CIERRA GROUP INC. | HA | Female | \$0 | \$0 | |
| 3 | DC | COFORMA, LLC | HA | Male | \$42,829,665 | \$19,952,038 | \$22,877,627 |
| 3 | DC | ANALYTIC ACQUISITIONS LLC | HA | Female | \$32,630,955 | \$0 | \$32,630,955 |
| 3 | DC | VA SPACES LLC | HA | Female | \$117,536 | \$92,537 | \$24,999 |
| 3 | DC | NUEDUCATION INCORPORATED | HA | Female | \$0 | \$0 | \$0 |
| 3 | DC | AYOROA SIMMONS LLC | HA | Male | \$0 | \$0 | |
| 3 | DC | E-LOGIC INC. | HA | Male | \$3,310,706 | \$1,243,179 | \$2,067,528 |
| 3 | DC | BRIGHT STAR SOLUTIONS LLC | HA | Male | \$2,142,829 | \$2,142,829 | \$0 |
| 3 | DC | 532 GROUP LLC | HA | Female | \$0 | \$0 | \$0 |
| 3 | DC | CULTURE ONE WORLD LLC | HA | Female | \$7,490,192 | \$0 | \$7,490,192 |
| 3 | DC | SOLIDARITY STRATEGIES, LLC | HA | Male | \$0 | \$0 | |

FY 23 408 Report Appendix B

| | | | | | | | |
|---|----|---|---------|--------|--------------|-------------|-------------|
| 3 | DC | SHINBERG/LEVINAS ARCHITECTURAL DESIGN, INC. | HA | Male | \$0 | \$0 | |
| 3 | DC | AQUILINE GROUP LLC, THE | HA | Female | \$353,526 | \$226,026 | \$127,500 |
| 3 | DC | CREATIVE ENTERPRISE SOLUTIONS, L.L.C. | HA | Female | \$4,393,971 | \$4,119,004 | \$274,967 |
| 3 | DC | CAMBIO CONSULTING GROUP, LLC | HA | Male | \$6,308,009 | \$2,208,766 | \$4,099,243 |
| 3 | DC | TCS CONSTRUCTION, INC | HA | Female | \$0 | \$0 | |
| 3 | DC | NEXTHREAT LLC | HA | Male | \$0 | \$0 | \$0 |
| 3 | DC | JBS CONTRACTING, LLC | HA | Male | \$60,164 | \$0 | \$60,164 |
| 3 | DC | CORE TWO TECHNOLOGY LLC | HA | Female | \$0 | \$0 | |
| 3 | DC | CENTAUR CONSUTLING GROUP LLC | HA | Female | \$416,546 | \$224,516 | \$192,030 |
| 3 | DC | ANDEAN CONSULTING SOLUTIONS INTERNATIONAL, LLC | HA | Male | \$2,892,580 | \$2,892,580 | \$0 |
| 3 | DC | CITIZEN ENERGY LLC | HA | Male | \$0 | \$0 | |
| 3 | DC | ENVICON SERVICES, LLC | HA | Female | \$0 | \$0 | |
| 3 | DC | FEDERAL SECURITY SYSTEMS, INC. | HA | Male | \$457,217 | \$0 | \$457,217 |
| 3 | DC | ALDEA INTERNATIONAL CORPORATION | HA | Male | \$0 | \$1 | (\$1) |
| 3 | DC | NAKUPUNA SERVICES, LLC | NHO | Entity | \$0 | \$0 | |
| 3 | DC | TIMOTHY J. LONDAGIN, LLC | NA | Male | \$12,985,414 | \$3,769,631 | \$9,215,783 |
| 3 | DC | AGILENTPOINT LLC | SA | Male | \$0 | \$0 | |
| 3 | DC | SDV INTERNATIONAL, LLC | SA | Female | \$537,021 | \$302,918 | \$234,103 |
| 3 | DC | LALINI ENTERPRISES LLC | SA | Female | \$1,566,185 | \$1,377,728 | \$188,457 |
| 3 | DC | TUSK LLC | SA | Female | \$989,093 | \$0 | \$989,093 |
| 3 | DC | ANALYTICX LLC | SA | Male | \$4,031,096 | \$4,031,096 | \$0 |
| 3 | DC | Y POINT SOLUTIONS LLC | SA | Female | \$1,159,262 | \$0 | \$1,159,262 |
| 3 | DC | ATMOS SOLUTIONS INC. | SA | Male | \$2,361,727 | \$884,785 | \$1,476,942 |
| 3 | DC | RED CEDAR CONSULTANCY, LLC | SA | Male | \$2,463,557 | \$1,282,141 | \$1,181,415 |
| 3 | DC | Rkv Tech Inc. | SA | Male | \$0 | \$0 | |
| 3 | DC | DIGNOS INC | SA | Male | \$114,226 | \$0 | \$114,226 |
| 3 | DC | MINDCUBED LLC | SA | Male | \$3,103,264 | \$81,880 | \$3,021,384 |
| 3 | DC | TARKIK SOLUTIONS INCORPORATED | SA | Male | \$5,763,356 | \$5,763,356 | \$0 |
| 3 | DC | PROTEC CONSTRUCTION, INC. | SA | Male | \$0 | \$0 | |
| 3 | DC | BN ASSOCIATES INC | SA | Female | \$0 | \$0 | |
| 3 | DC | ADITYA & ASSOCIATES | SA | Male | \$958,224 | \$958,224 | \$0 |
| 3 | DC | CLOUD9 SECURITY SERVICES INC. | SA | Male | \$599,542 | \$599,542 | \$0 |
| 3 | DC | CRM AMERICA INC. | SA | Male | \$1,643,218 | \$1,643,218 | \$0 |
| 3 | DC | N2IA TECHNOLOGIES LLC | SA | Male | \$1,544,198 | \$1,544,198 | \$0 |
| 3 | DC | INTEGRATED MODERN ENGINEERING LLC | SA | Female | \$179,213 | \$0 | \$179,213 |
| 3 | DC | BCA SERVICES, LLC | Unknown | Female | \$0 | \$0 | |
| 3 | DC | SAVALAN, LLC | Unknown | Female | \$1,145,305 | \$0 | \$1,145,305 |
| 3 | DC | MARVEL CONSULTING LLC | Unknown | Female | \$403,772 | \$0 | \$403,772 |
| 3 | DC | AET SYSTEM INC. | Unknown | Male | \$0 | \$0 | \$0 |
| 3 | DC | CAPITAL BUILDERS AND ASSOCIATES, INC. | Unknown | Female | \$0 | \$0 | |
| 3 | DC | ARDIGENT CONSULTING, INC. | Unknown | Female | \$0 | \$0 | \$0 |

FY 23 408 Report Appendix B

| | | | | | | | |
|---|----|---|---------|--------|---------------|---------------|--------------|
| 3 | DC | GEORGETOWN TECHNOLOGIES LLC | Unknown | Female | \$0 | \$0 | \$0 |
| 3 | DC | CITADEL DEVELOPMENT LLC | Unknown | Male | \$0 | \$0 | |
| 3 | DC | SIDEM, LLC | Unknown | Female | \$5,419,688 | \$1,614,760 | \$3,804,928 |
| 3 | DC | HAYES GROUP INTERNATIONAL, LLC | Unknown | Female | \$0 | \$0 | |
| 3 | DC | BEAR CONSTRUCTION GROUP INC. | Unknown | Male | \$809,771 | \$809,771 | \$0 |
| 3 | DC | EVCON INC | Unknown | Male | \$226,292 | \$0 | \$226,292 |
| 3 | MD | ATI GOVERNMENT SOLUTIONS LLC | AIT | Entity | \$39,753,094 | \$39,557,210 | \$195,884 |
| 3 | MD | GROSE CONSTRUCTION, LLC | AIT | Entity | \$1,060,275 | \$0 | \$1,060,275 |
| 3 | MD | FOUR TRIBES ENTERPRISES, LLC | AIT | Entity | \$48,424,636 | \$40,554,957 | \$7,869,679 |
| 3 | MD | MLC, INC. | AIT | Entity | \$0 | \$0 | |
| 3 | MD | MACHIS MID-ATLANTIC, INC | AIT | N/A | \$4,069,498 | \$4,065,635 | \$3,863 |
| 3 | MD | INDIAN TOWNSHIP SOLUTIONS LLC | AIT | Entity | \$33,310,865 | \$33,310,865 | \$0 |
| 3 | MD | HARPY TECHNOLOGIES, LLC | AIT | Entity | \$0 | \$0 | |
| 3 | MD | KWAAN CYBERTECH, LLC | ANC | Entity | \$0 | \$0 | |
| 3 | MD | DESIGN DATA SYSTEMS, INC. | ANC | N/A | \$0 | \$0 | |
| 3 | MD | ASRC FEDERAL SYSTEM SOLUTIONS, LLC | ANC | N/A | \$195,118,689 | \$153,875,288 | \$41,243,401 |
| 3 | MD | ASRC FEDERAL PROFESSIONAL SERVICES LLC | ANC | Entity | \$107,347,232 | \$53,362,202 | \$53,985,030 |
| 3 | MD | ASRC FEDERAL ADVANCED RESEARCH, LLC | ANC | Entity | \$1,347,858 | \$1,248,005 | \$99,853 |
| 3 | MD | ASRC FEDERAL CYBER, LLC | ANC | N/A | \$37,891,170 | \$37,926,046 | (\$34,876) |
| 3 | MD | ASRC FEDERAL DATA SOLUTIONS, LLC | ANC | N/A | \$83,726,058 | \$71,549,971 | \$12,176,088 |
| 3 | MD | ASRC FEDERAL FACILITIES LOGISTICS, LLC | ANC | Entity | \$20,558,509 | \$19,055,646 | \$1,502,864 |
| 3 | MD | IBS GOVERNMENT SERVICES, INC. | AP | Male | \$333,778 | \$0 | \$333,778 |
| 3 | MD | CONTRACTING & COMMUNICATIONS SERVICES, INC. | AP | Female | \$1,350,321 | \$626,373 | \$723,948 |
| 3 | MD | TTW SOLUTIONS, INC. | AP | Female | \$1,556,649 | \$818,000 | \$738,649 |
| 3 | MD | PINNACLE FEDERAL ADVISORY, LLC | AP | Male | \$2,502,726 | \$2,502,726 | \$0 |
| 3 | MD | PERFECT GLASSWORKS, LLC | AP | Male | \$0 | \$0 | |
| 3 | MD | BANNER QUALITY MANAGEMENT INC. | AP | Female | \$7,426,139 | \$0 | \$7,426,139 |
| 3 | MD | INNOVATIVE MECHANICAL CONTRACTORS LLC | AP | Male | \$998,083 | \$998,083 | \$0 |
| 3 | MD | NUTRASOURCE, INC. | AP | Female | \$0 | \$0 | |
| 3 | MD | JCBE INC. | AP | Female | \$0 | \$0 | \$0 |
| 3 | MD | SOKAT CONSULTING, LLC | AP | Male | \$0 | \$0 | \$0 |
| 3 | MD | MACANNIE, INC. | AP | Female | \$773,770 | \$773,770 | \$0 |
| 3 | MD | CLAO SOFTWARE LLC | AP | Male | \$0 | \$0 | \$0 |
| 3 | MD | N4 SOLUTIONS, LLC | AP | Male | \$595,146 | \$595,146 | \$0 |
| 3 | MD | CONCEPTS BEYOND, LLC | AP | Male | \$2,764,933 | \$1,525,195 | \$1,239,738 |
| 3 | MD | JEFFREY TSE, LLC | AP | Male | \$0 | \$0 | |
| 3 | MD | RITZ CONSTRUCTION, INC. | AP | Female | \$37,913,895 | \$27,976,035 | \$9,937,859 |

FY 23 408 Report Appendix B

| | | | | | | | |
|---|----|---|----|--------|--------------|-------------|--------------|
| 3 | MD | ALLIANCE GLOBAL GROUP | AP | Male | \$2,209,036 | \$1,265,776 | \$943,260 |
| 3 | MD | BOWLER PONS SOLUTIONS CONSULTANTS, LLC | AP | Male | \$2,674,528 | \$1,871,923 | \$802,605 |
| 3 | MD | SUPINF TECHNOLOGIES, LLC | AP | Male | \$4,376,502 | \$4,376,502 | \$0 |
| 3 | MD | DND TECHNOLOGIES LLC | AP | Male | \$0 | \$0 | |
| 3 | MD | TEAMWORX SECURITY, LLC | AP | Male | \$4,762,790 | \$998,076 | \$3,764,714 |
| 3 | MD | ESIMPLICITY, INC. | AP | Female | \$48,941,558 | \$800,324 | \$48,141,234 |
| 3 | MD | STRATEGIC ANALYTIX, INC. | AP | Male | \$0 | \$0 | \$0 |
| 3 | MD | AIMEREON INC. | AP | Male | \$49,383 | \$0 | \$49,383 |
| 3 | MD | ATISPACE INC | AP | Male | \$0 | \$0 | \$0 |
| 3 | MD | CRYSTAL CLEAR CONSULTING LLC | AP | Female | \$0 | \$0 | |
| 3 | MD | SKYWARD IT SOLUTIONS, LLC | AP | Male | \$8,740,568 | \$6,443,333 | \$2,297,236 |
| 3 | MD | TRANSPACIFIC COMMUNICATIONS, LLC | AP | Female | \$171,007 | \$32,445 | \$138,562 |
| 3 | MD | MONTAGE MARKETING GROUP, LLC | AP | Female | \$2,331,113 | \$1,962,480 | \$368,633 |
| 3 | MD | HIC INTERNATIONAL LLC | AP | Male | \$8,999 | \$0 | \$8,999 |
| 3 | MD | CANFIELD CONSULTING GROUP, LLC | AP | Female | \$0 | \$0 | |
| 3 | MD | AMERICAN SERVICE & INSTALLATION CORPORATION | AP | Male | \$0 | \$0 | |
| 3 | MD | HOWARD VIDEO PRODUCTIONS, LLC | AP | Female | \$407,898 | \$407,898 | \$0 |
| 3 | MD | RED ALPHA LLC | AP | Male | \$2,567,179 | \$2,567,179 | \$0 |
| 3 | MD | A1 ENVIRONMENTAL AND SAFETY TRAINING LLC | AP | Female | \$6,500 | \$0 | \$6,500 |
| 3 | MD | BRITT'S INDUSTRIES, INC | AP | Female | \$24,855 | \$0 | \$24,855 |
| 3 | MD | GOVMOBILE, LLC | AP | Male | \$559,832 | \$45,281 | \$514,551 |
| 3 | MD | ELEMENTS 5, LLC | AP | Male | \$125,000 | \$125,000 | \$0 |
| 3 | MD | 365BOOKSPRO, LLC | AP | Female | \$0 | \$0 | |
| 3 | MD | PHOENIX OPERATIONS GROUP LLC | AP | Male | \$499,990 | \$0 | \$499,990 |
| 3 | MD | ENFOCUS CONSULTING GROUP, LLC | AP | Male | \$0 | \$0 | |
| 3 | MD | ACADIA CYBER SOLUTIONS, LLC | AP | Male | \$0 | \$0 | |
| 3 | MD | ARTEMIS FEDERAL LLC | AP | Female | \$609,425 | \$0 | \$609,425 |
| 3 | MD | KMZ, INC. | AP | Female | \$0 | \$0 | |
| 3 | MD | CELERENS, LLC | AP | Female | \$687,125 | \$0 | \$687,125 |
| 3 | MD | D3I SYSTEMS, INC. | AP | Female | \$0 | \$0 | |
| 3 | MD | BETA SYSTEMS INTERNATIONAL LLC | AP | Female | \$0 | \$0 | |
| 3 | MD | P17 SOLUTIONS LLC | AP | Male | \$2,004,230 | \$0 | \$2,004,230 |
| 3 | MD | DELTASTRAC LLC | AP | Male | \$3,767,376 | \$3,492,662 | \$274,714 |
| 3 | MD | CUNNINGHAM FINANCIAL & ACCOUNTING SERVICES, LLC | AP | Male | \$0 | \$0 | |
| 3 | MD | TECHNE LLC | AP | Male | \$0 | \$0 | \$0 |
| 3 | MD | SNOWBIRD AGILITY INC | AP | Female | \$0 | \$0 | \$0 |
| 3 | MD | VERITECH LLC | AP | Male | \$0 | \$0 | |
| 3 | MD | PARATUS SOLUTIONS LLC | AP | Male | \$585,397 | \$585,397 | \$0 |
| 3 | MD | TWOTECH INC. | AP | Female | \$3,327,453 | \$3,327,453 | \$0 |
| 3 | MD | OSSOLA RECRUITING, LLC | AP | Male | \$0 | \$0 | \$0 |

FY 23 408 Report Appendix B

| | | | | | | | |
|---|----|--|----|--------|--------------|--------------|---------------|
| 3 | MD | PRECISE SOFTWARE SOLUTIONS, INC. | AP | Male | \$42,940,712 | \$5,126,683 | \$37,814,029 |
| 3 | MD | ESAI LLC | AP | Female | \$0 | \$0 | |
| 3 | MD | EVEREST CONSULTING GROUP | AP | Female | \$911,868 | \$651,900 | \$259,968 |
| 3 | MD | CENTER FOR CYBER SECURITY TRAINING LLC | AP | Female | \$0 | \$0 | |
| 3 | MD | DECISIONS ORIENTED, INC | AP | Female | \$0 | \$0 | \$0 |
| 3 | MD | ROSE LI & ASSOCIATES, INC. | AP | Female | \$17,428,432 | \$11,316,733 | \$6,111,698 |
| 3 | MD | FALCON EDGE TECHNOLOGIES, LLC | AP | Female | \$0 | \$0 | |
| 3 | MD | UNITED SOLUTIONS, LLC | AP | Male | \$9,787,901 | \$9,787,901 | \$0 |
| 3 | MD | TRICON SOLUTIONS, LLC | AP | Male | \$3,478,546 | \$3,478,546 | \$0 |
| 3 | MD | BINARY EXCHANGE TECHNOLOGIES LLC | AP | Male | \$15,302,731 | \$14,993,752 | \$308,979 |
| 3 | MD | HORUS TECHNOLOGY SOLUTIONS, INC. | AP | Male | \$8,566,113 | \$3,243,232 | \$5,322,882 |
| 3 | MD | JFL CONSULTING, LLC | AP | Female | \$13,822,215 | \$10,254,992 | \$3,567,223 |
| 3 | MD | ACTIVION, INC. | AP | Male | \$174,427 | \$174,427 | \$0 |
| 3 | MD | AST CONSULTANTS INC | AP | Male | \$0 | \$0 | |
| 3 | MD | JY ADVISORY LLC | AP | Female | \$0 | \$0 | \$0 |
| 3 | MD | MALBAIE SOLUTIONS INC. | AP | Female | \$5,572,560 | \$4,999,710 | \$572,850 |
| 3 | MD | NS & ASSOCIATES, LLC | AP | Female | \$1,780,433 | \$1,780,433 | \$0 |
| 3 | MD | AKARA CONSULTING LLC | AP | Female | \$0 | \$0 | |
| 3 | MD | TECHNOLOGY ENGINEERING ASSOCIATES, LLC | AP | Male | \$0 | \$0 | \$0 |
| 3 | MD | TYLOR DATA SERVICES, LLC | AP | Female | \$0 | \$0 | |
| 3 | MD | CHAPPELL'S CLEANING SERVICES, LLC | BA | Female | \$58,142 | \$16,255 | \$41,886 |
| 3 | MD | ZOVAYA CORPORATION | BA | Male | \$0 | \$0 | \$0 |
| 3 | MD | LANKSTER PSYD, NAKIETA | BA | Female | \$0 | \$0 | |
| 3 | MD | TRI-STATE LINENS & EVENTS RENTAL CORPORATION | BA | Male | \$1,402,664 | \$1,381,018 | \$21,645 |
| 3 | MD | TECHSENTIALS, INC. | BA | Female | \$0 | \$0 | \$0 |
| 3 | MD | WILLIAMS CONSULTING LLC | BA | Female | \$5,446,930 | \$4,564,043 | \$882,887 |
| 3 | MD | SCOTT TRANSPORTATION INC | BA | Male | \$0 | \$0 | |
| 3 | MD | LANGLEY INVESTMENT HOLDINGS, LLC | BA | Male | \$0 | \$0 | |
| 3 | MD | ALL GATEWAY NETWORK BUSINESS LLC | BA | Male | \$0 | \$0 | \$0 |
| 3 | MD | ZEKAJA, L.L.C. | BA | Male | \$4,664,771 | \$3,165,060 | \$1,499,711 |
| 3 | MD | ALPHA OMEGA TECHNOLOGIES, INC. | BA | Male | \$666,815 | \$106,624 | \$560,191 |
| 3 | MD | KINGSTONVILLE, LLC | BA | Female | \$3,026,558 | \$4,658,225 | (\$1,631,667) |
| 3 | MD | WEBER SOLUTIONS LLC | BA | Female | \$0 | \$0 | \$0 |
| 3 | MD | PEOPLES PARTNERS AND ASSOCIATES, LLC | BA | Male | \$18,750 | \$0 | \$18,750 |
| 3 | MD | EXIGENT SERVICES LLC | BA | Male | \$2,295,304 | \$0 | \$2,295,304 |
| 3 | MD | CTS GROUP, LLC, THE | BA | Male | \$0 | \$0 | |
| 3 | MD | FURNITURE INSTALLATION & SERVICE TECHNICIANS LLC | BA | Male | \$853,497 | \$853,497 | \$0 |
| 3 | MD | QUALITY ORIENTED SOLUTIONS INC. | BA | Male | \$0 | \$0 | |
| 3 | MD | BLOSSOM SERVICES INC. | BA | Male | \$0 | \$0 | |

FY 23 408 Report Appendix B

| | | | | | | | |
|---|----|---|----|--------|--------------|--------------|--------------|
| 3 | MD | MCGILL GROUP, LLC, THE | BA | Male | \$0 | \$0 | |
| 3 | MD | RUSHFORD & ASSOCIATES LLC | BA | Male | \$262,824 | \$237,989 | \$24,835 |
| 3 | MD | DYNAMIC SERVICES INTEGRATION CORPORATION | BA | Male | \$957,256 | \$219,064 | \$738,192 |
| 3 | MD | GEC CORP | BA | Male | \$0 | \$0 | |
| 3 | MD | MM & COMPANY, LLC | BA | Female | \$0 | \$0 | |
| 3 | MD | SAFETY MAN, LLC, THE | BA | Male | \$0 | \$0 | \$0 |
| 3 | MD | MUSE TECHNOLOGIES, INC. | BA | Female | \$1,844,303 | \$1,398,512 | \$445,791 |
| 3 | MD | CINNITY LLC | BA | Male | \$0 | \$0 | |
| 3 | MD | DEVO UNLIMITED L.L.C. | BA | Male | \$215,708 | \$0 | \$215,708 |
| 3 | MD | CLARK CREATIVE SOLUTIONS, LLC | BA | Male | \$3,748,690 | \$3,747,690 | \$1,000 |
| 3 | MD | EXECUTIVE ACQUISITIONS & GLOBAL LOGISTIC, ENGINEERING SERVI | BA | Male | \$1,397,680 | \$1,216,192 | \$181,488 |
| 3 | MD | I5 SHAREPOINT CONSULTING, LLC | BA | Female | \$0 | \$0 | |
| 3 | MD | FEMDEL LLC | BA | Female | \$2,471,303 | \$1,240,537 | \$1,230,766 |
| 3 | MD | VOR TECHNOLOGY, LLC | BA | Male | (\$15,113) | (\$15,113) | \$0 |
| 3 | MD | LAW OFFICE OF ROWENA N. NELSON, LLC | BA | Male | \$0 | \$0 | |
| 3 | MD | OAKMONT CONTRACTING LLC | BA | Female | \$11,224,726 | \$3,781,349 | \$7,443,377 |
| 3 | MD | REDTRACE TECHNOLOGIES, INC. | BA | Male | \$1,964,729 | \$229,144 | \$1,735,585 |
| 3 | MD | GRAY MATTERS TECHNOLOGY SERVICE, LLC | BA | Female | \$4,801,249 | \$3,426,868 | \$1,374,380 |
| 3 | MD | WHITE'S JANITORIAL AND MAINTENANCE SERVICE | BA | Male | \$189,600 | \$189,600 | \$0 |
| 3 | MD | Q2 CONSULTING SOLUTIONS LLC | BA | Male | \$0 | \$0 | \$0 |
| 3 | MD | SES SOFTWARE, L.L.C. | BA | Male | \$0 | \$0 | \$0 |
| 3 | MD | CARTER ENTERPRISE SOLUTIONS, LLC | BA | Female | (\$109,768) | \$57,226 | (\$166,994) |
| 3 | MD | CLOSEDLOOP COMMUNICATIONS, INC. | BA | Female | \$0 | \$0 | |
| 3 | MD | CHAPPELLE GROUP, L.L.C. | BA | Male | \$0 | \$0 | \$0 |
| 3 | MD | WHITESPACE LLC | BA | Male | \$1,887,210 | \$1,887,210 | \$0 |
| 3 | MD | ROC IMPLEMENTATION & MANAGEMENT GROUP, INC. | BA | Female | \$514,939 | \$514,939 | \$0 |
| 3 | MD | CAPITOL STEAM AND CLEAN LLC | BA | Male | \$2,673,116 | \$0 | \$2,673,116 |
| 3 | MD | TRUTH TECHNOLOGY, INC. | BA | Female | \$2,017,544 | \$2,017,544 | \$0 |
| 3 | MD | OMNI TECHNOLOGIES, LLC | BA | Male | \$1,685,925 | \$1,431,730 | \$254,195 |
| 3 | MD | VISIONS STRATEGIC MARKETING, LLC | BA | Female | \$1,247,206 | \$1,247,206 | \$0 |
| 3 | MD | BRANCH TECHNICAL SERVICES, LLC | BA | Female | \$0 | \$0 | |
| 3 | MD | MONUMENT ENTERPRISES LLC | BA | Male | \$655,456 | \$0 | \$655,456 |
| 3 | MD | DSSP CONSULTING, INC. | BA | Female | \$376,292 | \$376,292 | \$0 |
| 3 | MD | ADVANCEMENT STRATEGY, LLC | BA | Male | \$34,000 | \$34,000 | \$0 |
| 3 | MD | SQN SYSTEMS CORP | BA | Male | \$0 | \$0 | |
| 3 | MD | PM CONSULTING GROUP LLC | BA | Male | \$39,424,314 | \$5,685,699 | \$33,738,615 |
| 3 | MD | J5 HOLDINGS, LLC | BA | Male | \$0 | \$0 | \$0 |
| 3 | MD | REVEAL GLOBAL CONSULTING, LLC | BA | Male | \$28,297,995 | \$25,343,186 | \$2,954,809 |
| 3 | MD | ARMS CONTRACTING LLC | BA | Female | \$107,068 | \$107,068 | \$0 |
| 3 | MD | UNIVERSOFT LLC | BA | Male | \$0 | \$0 | \$0 |

FY 23 408 Report Appendix B

| | | | | | | | |
|---|----|--|----|--------|--------------|-------------|-------------|
| 3 | MD | HIGHGROUNDS LLC | BA | Female | \$0 | \$0 | |
| 3 | MD | STEEL POINT SOLUTIONS, LLC | BA | Female | \$1,466,166 | \$140,885 | \$1,325,281 |
| 3 | MD | MANGUIRI, LLC | BA | Female | \$1,009,602 | \$0 | \$1,009,602 |
| 3 | MD | BFG ENTERPRISES, LLC | BA | Female | \$1,424,090 | \$0 | \$1,424,090 |
| 3 | MD | CREATIVE BUSINESS SOLUTIONS, INC. | BA | Male | \$16,438,239 | \$7,139,900 | \$9,298,338 |
| 3 | MD | ROYCE LTD | BA | Male | \$0 | \$0 | |
| 3 | MD | STONDOH LLC | BA | Female | \$0 | \$0 | |
| 3 | MD | METAL MEN LLC | BA | Male | \$42,510 | \$0 | \$42,510 |
| 3 | MD | DYNAMIC BUSINESS GROUP, INC. | BA | Female | \$3,304,667 | \$3,166,111 | \$138,557 |
| 3 | MD | Sunayu LLC | BA | Male | \$0 | \$0 | \$0 |
| 3 | MD | ECLIPSE TECHNICAL SYSTEMS, LLC | BA | Male | \$0 | \$0 | \$0 |
| 3 | MD | ANALOGY & ASSOCIATES, LLC | BA | Female | \$0 | \$0 | |
| 3 | MD | PREMIER GROUP SERVICES, INC | BA | Male | \$2,312,285 | \$1,028,382 | \$1,283,903 |
| 3 | MD | WILBURN HAULING INC | BA | Male | \$3,088,782 | \$2,649,077 | \$439,706 |
| 3 | MD | AXIS CONSULTANT GROUP AND ASSOCIATES LLC | BA | Male | \$0 | \$0 | \$0 |
| 3 | MD | BIZY BEE PROFESSIONAL STAFFING AND BIZ'NESS SOLUTIONS, LLC | BA | Female | \$399,112 | \$0 | \$399,112 |
| 3 | MD | KYMBER CONSULTING GROUP, LLC | BA | Female | \$899,962 | \$944,082 | (\$44,120) |
| 3 | MD | BOVIAN ENTERPRISES, LLC | BA | Male | \$0 | \$0 | |
| 3 | MD | MONBO GROUP INTERNATIONAL, LTD | BA | Male | \$552,684 | \$150,000 | \$402,684 |
| 3 | MD | OLAN ASSOCIATES LLC | BA | Male | \$0 | \$0 | |
| 3 | MD | GANT GLOBAL SERVICES INC | BA | Female | \$1,774,087 | \$906,672 | \$867,415 |
| 3 | MD | MACNEW CONSULTING LLC | BA | Female | \$406,402 | \$406,402 | \$0 |
| 3 | MD | C2 TECHNOLOGY SOLUTIONS INC. | BA | Male | \$1,463,660 | \$852,674 | \$610,986 |
| 3 | MD | BHL CONSORTIUM LLC | BA | Male | \$0 | \$0 | |
| 3 | MD | ENVIZAGE INC. | BA | Female | \$51,262 | \$0 | \$51,262 |
| 3 | MD | V-PROJECT MANAGEMENT CONSULTING LLC | BA | Female | \$594,473 | \$0 | \$594,473 |
| 3 | MD | COMPATIBLE TECHNOLOGY SOLUTIONS, INC | BA | Male | \$0 | \$0 | \$0 |
| 3 | MD | K. Teya Moore & Associates PA DBA Moore & Associates | BA | Male | \$4,238,277 | (\$23,468) | \$4,261,744 |
| 3 | MD | MALMAR LLC | BA | Male | \$858,655 | \$858,655 | \$0 |
| 3 | MD | ABODE, INC. | BA | Male | \$12,600 | \$12,600 | \$0 |
| 3 | MD | BOS LOGISTICS INC | BA | Female | \$246,567 | \$246,567 | \$0 |
| 3 | MD | ALMARTHA IT CONSULTING, INC. | BA | Male | \$0 | \$0 | \$0 |
| 3 | MD | IRONSHORE CONTRACTING, LLC | BA | Male | \$0 | \$0 | |
| 3 | MD | AULTEC, INC. | BA | Male | \$0 | \$0 | |
| 3 | MD | SANDY AUDIO VISUAL LLC | BA | Male | \$0 | \$0 | \$0 |
| 3 | MD | CICONIX, LLC | BA | Male | \$7,666,100 | \$7,666,100 | \$0 |
| 3 | MD | LEGACY MANAGEMENT SOLUTIONS, LLC | BA | Female | \$5,564,256 | \$5,389,971 | \$174,285 |
| 3 | MD | MTLS365, LLC | BA | Male | \$0 | \$0 | |
| 3 | MD | AMA CONSULTING LLC | BA | Female | \$2,937,457 | \$1,326,994 | \$1,610,463 |
| 3 | MD | INNOVATIVE ADVANCED SOLUTIONS, LLC | BA | Male | \$0 | \$0 | |
| 3 | MD | NOBLE ACCOUNTING & CONSULTING EXECUTIVES, LLC | BA | | \$0 | \$0 | |

FY 23 408 Report Appendix B

| | | | | | | | |
|---|----|--|----|--------|--------------|--------------|--------------|
| 3 | MD | PMA ASSOCIATES, INC. | BA | Male | \$989,898 | \$883,722 | \$106,176 |
| 3 | MD | DEFENSE TECHNOLOGY INTEGRATION LLC | BA | Female | \$1,019,011 | \$1,019,011 | \$0 |
| 3 | MD | GLOBAL ASSET DEVELOPMENT GROUP, LLC | BA | Male | \$0 | \$0 | \$0 |
| 3 | MD | KEY MANAGEMENT PARTNERS, INC | BA | Male | \$0 | \$0 | \$0 |
| 3 | MD | KEN CONSULTING, INC. | BA | Male | \$251,776 | \$147,501 | \$104,275 |
| 3 | MD | VIVID PAGES INC. | BA | Male | \$0 | \$0 | |
| 3 | MD | APPLIED DEVELOPMENT, LLC | BA | Female | \$6,928,358 | \$3,604,125 | \$3,324,233 |
| 3 | MD | NEWMAN'S BODY SHOP PERSONAL TRAINING INC. | BA | Male | \$0 | \$0 | |
| 3 | MD | REDAN, LLC | BA | Male | \$101,470 | \$101,470 | \$0 |
| 3 | MD | JASINT CONSULTING AND TECHNOLOGIES, LLC | BA | Female | \$11,041,231 | \$10,031,116 | \$1,010,115 |
| 3 | MD | JOHNSONS IMMEDIATE SOLUTIONS LLC | BA | Female | \$332,342 | \$332,342 | \$0 |
| 3 | MD | INTEGRES, LLC | BA | Male | \$1,282,010 | \$1,282,010 | \$0 |
| 3 | MD | ANTHONY MANAGEMENT GROUP LLC | BA | Male | \$0 | \$0 | |
| 3 | MD | W2 CONSULTING CORPORATION | BA | Female | \$3,544,573 | \$544,000 | \$3,000,573 |
| 3 | MD | UNICO GOVERNMENT SOLUTIONS, LLC | BA | Female | \$2,945,115 | \$2,529,507 | \$415,608 |
| 3 | MD | CHYKE MAURICE & ASSOCIATES, INC. | BA | Male | \$0 | \$0 | |
| 3 | MD | NUES, INC. | BA | Female | \$3,600 | \$0 | \$3,600 |
| 3 | MD | WESTMORELAND GROUP LLC THE | BA | Female | \$168,000 | \$168,000 | \$0 |
| 3 | MD | KERNEL ASSOCIATES, LLC | BA | Female | \$0 | \$0 | |
| 3 | MD | PJ RELOCATORS LLC | BA | Female | \$386,832 | \$31,056 | \$355,776 |
| 3 | MD | IVANTIS GROUP, INC. | BA | Male | \$215,620 | \$215,620 | \$0 |
| 3 | MD | HOLMES AND ASSOCIATES INC | BA | Male | \$0 | \$0 | |
| 3 | MD | CALCO ENTERPRISES, LLC | BA | Male | \$12,220,974 | \$856,961 | \$11,364,013 |
| 3 | MD | ROSEMAN ADVANCED COMPUTER TECHNOLOGY AND SOLUTIONS CORPORATION | BA | Male | \$0 | \$0 | \$0 |
| 3 | MD | BENONS L.L.C. | BA | Female | \$2,301,565 | \$0 | \$2,301,565 |
| 3 | MD | WITS, LLC | BA | Male | \$0 | \$0 | |
| 3 | MD | HARRIS & HARRIS GROUP LLC | BA | Male | \$0 | \$0 | |
| 3 | MD | DOBBS DEFENSE SOLUTIONS LLC | BA | Female | \$715,905 | \$540,568 | \$175,337 |
| 3 | MD | C.A.S.E. ENGINEERING GROUP LLC, THE | BA | Male | \$0 | \$0 | |
| 3 | MD | KELFAS SERVICES | BA | Female | \$795,511 | \$716,238 | \$79,273 |
| 3 | MD | IMEC GROUP, LLC | BA | Male | \$8,536,559 | \$7,615,175 | \$921,384 |
| 3 | MD | PRIME RESPONSE, INC. | BA | Male | \$15,651,116 | \$13,000,973 | \$2,650,143 |
| 3 | MD | KNUCKLES-WILLIAMS CONTRACTING INC | BA | Female | \$304,441 | \$255,656 | \$48,785 |
| 3 | MD | SHABACH SERVICES, LLC | BA | Female | \$566,467 | \$0 | \$566,467 |
| 3 | MD | IMMERSIVE CONCEPTS, LLC | BA | Male | \$20,071,788 | \$13,990,754 | \$6,081,034 |
| 3 | MD | TRI-EL, LLP JANITORIAL AND MAINTENANCE | BA | Male | \$0 | \$0 | |
| 3 | MD | E CYBER7 TECHNOLOGIES, LLC | BA | Male | \$0 | \$0 | \$0 |
| 3 | MD | SG & ASSOCIATES, LLC | BA | Female | \$8,336 | \$8,336 | \$0 |

FY 23 408 Report Appendix B

| | | | | | | | |
|---|----|---|----|--------|--------------|--------------|--------------|
| 3 | MD | BARROW WISE CONSULTING, LLC | BA | Female | \$932,935 | \$0 | \$932,935 |
| 3 | MD | BDR SOLUTIONS, LLC | BA | Male | \$5,927,295 | \$37,487 | \$5,889,808 |
| 3 | MD | T47 INTERNATIONAL, INC. | BA | Female | \$17,426,381 | \$14,219,910 | \$3,206,471 |
| 3 | MD | SKANES TECHNOLOGY GROUP LLC | BA | Male | \$10,800 | \$0 | \$10,800 |
| 3 | MD | CWR TECHNOLOGIES L.L.C. | BA | Male | \$111,347 | \$111,347 | \$0 |
| 3 | MD | GRINDSTONE ADVANTAGE, LLC | BA | Male | \$0 | \$0 | |
| 3 | MD | AAVISE DESIGN, L.L.C. | BA | Male | \$0 | \$0 | |
| 3 | MD | BLUESUN TECHNOLOGIES, INC. | BA | Male | \$0 | \$0 | \$0 |
| 3 | MD | CONTRACTS MANAGEMENT ENTERPRISES LLC | BA | Female | \$521,563 | \$0 | \$521,563 |
| 3 | MD | DIAMOND SECURITY, INC. | BA | Male | \$2,571,062 | \$2,526,582 | \$44,480 |
| 3 | MD | AU & ASSOCIATES INC. | BA | Female | \$0 | \$0 | |
| 3 | MD | SME WALKER INCORPORATED | BA | Male | \$0 | \$0 | |
| 3 | MD | K & G ELECTRICAL CONTRACTORS, INC | BA | Male | \$3,737,700 | \$3,737,700 | \$0 |
| 3 | MD | NOBLE MANAGEMENT GROUP, INCORPORATED, THE | BA | Male | \$0 | \$0 | |
| 3 | MD | SECURITY 1 SOLUTIONS, LLC | BA | Male | \$3,233,125 | \$2,832,194 | \$400,931 |
| 3 | MD | WOODRUFF JR, JOSEPH B | BA | Male | \$0 | \$0 | |
| 3 | MD | DICKEY & ASSOCIATES, LLC | BA | Male | \$0 | \$0 | \$0 |
| 3 | MD | TACAN INFORMATION SYSTEMS, INCORPORATED | BA | Male | \$0 | \$0 | |
| 3 | MD | WII GROUP LLC. THE | BA | Male | \$0 | \$0 | |
| 3 | MD | CLARKE, WESLEY L | BA | Male | \$127,402 | \$127,402 | \$0 |
| 3 | MD | HOLMES MECHANICAL CONTRACTORS, LLC | BA | Male | \$654,382 | \$654,382 | \$0 |
| 3 | MD | TYLER CONSULTING GROUP LLC | BA | Female | \$0 | \$0 | |
| 3 | MD | CONQUEST SOLUTIONS L.L.C. | BA | Male | \$5,369,679 | \$4,881,633 | \$488,046 |
| 3 | MD | PIVOTAL PRACTICES CONSULTING LLC | BA | Female | \$1,099,557 | \$1,099,557 | \$0 |
| 3 | MD | DIVINEBASE INCORPORATED | BA | Female | \$0 | \$0 | |
| 3 | MD | DMV SOLUTIONS, L.L.C | BA | Female | \$0 | \$0 | \$0 |
| 3 | MD | SECUREMEDY, INCORPORATED | BA | Male | \$2,359,374 | \$2,359,374 | \$0 |
| 3 | MD | TRI-LOGISTICS LLC | BA | Female | \$2,384,546 | \$999,304 | \$1,385,242 |
| 3 | MD | C & M SOLUTIONS, LLC | BA | Female | \$0 | \$0 | \$0 |
| 3 | MD | STRATIVIA LLC | BA | Male | \$36,229,342 | \$30,946,897 | \$5,282,445 |
| 3 | MD | INNOVATIVE SYSTEMS & SOLUTIONS, INC. | BA | Male | \$0 | \$0 | \$0 |
| 3 | MD | N-FOSEC CONSULTING, LLC | BA | Female | \$0 | \$0 | |
| 3 | MD | DAVIS UNLIMITED INFORMATION TECHNOLOGIES INC. | BA | Female | \$345,000 | \$0 | \$345,000 |
| 3 | MD | SMARTHOST DESIGN TECHNOLOGIES LLC | BA | Male | \$722,042 | \$0 | \$722,042 |
| 3 | MD | GLOBAL INSIGHTS SOLUTIONS LLC | BA | Female | \$0 | \$0 | |
| 3 | MD | CYTHERIAN, LLC | BA | Male | \$0 | \$0 | |
| 3 | MD | AVANT-GARDE ENGINEERING TECHNOLOGY LLC | BA | Female | \$184,590 | \$184,590 | \$0 |
| 3 | MD | JRH CONSULTANTS LLC | BA | Female | \$6,584,627 | \$6,584,627 | \$0 |
| 3 | MD | TSC ENTERPRISE, LLC | BA | Female | \$256,900 | \$256,900 | \$0 |
| 3 | MD | MPF FEDERAL, LLC | BA | Female | \$25,410,113 | \$6,203,608 | \$19,206,505 |
| 3 | MD | AAG SOLUTIONS INC. | BA | Male | \$0 | \$0 | |
| 3 | MD | PITT ELECTRIC INC. | BA | Male | (\$128,523) | (\$128,523) | \$0 |

FY 23 408 Report Appendix B

| | | | | | | | |
|---|----|--|----|--------|--------------|--------------|-------------|
| 3 | MD | C&B STRATEGIC CONSULTING INC. | BA | Female | \$0 | \$0 | |
| 3 | MD | IVYHILL TECHNOLOGIES, LLC | BA | Female | \$7,252,454 | \$6,806,652 | \$445,802 |
| 3 | MD | BMC SERVICES LLC | BA | Male | \$0 | \$0 | |
| 3 | MD | V6 NETWORKS SOLUTIONS LLC | BA | Male | \$831,180 | \$657,481 | \$173,699 |
| 3 | MD | LEOTA PROFESSIONAL RESOURCES, LLC | BA | Female | \$3,113,314 | \$1,311,847 | \$1,801,468 |
| 3 | MD | ADVANCE EMPLOYEE INTELLIGENCE, LLC | BA | Male | (\$257,575) | (\$257,575) | \$0 |
| 3 | MD | ENCORE ASSOCIATES, LLC | BA | Female | \$1,073,713 | \$370,064 | \$703,649 |
| 3 | MD | ANALYGENGE, INC. | BA | Male | \$12,300,052 | \$12,009,993 | \$290,060 |
| 3 | MD | FOXX PROFESSIONALS, LLC | BA | N/A | \$679,750 | \$0 | \$679,750 |
| 3 | MD | TA MANAGEMENT SOLUTIONS LLC | BA | Female | \$170,969 | \$170,969 | \$0 |
| 3 | MD | EURSDALE COMPANIES, LLC | BA | Male | \$5,210,060 | \$5,210,060 | \$0 |
| 3 | MD | DADE STAR GROUP | BA | Male | \$0 | \$0 | |
| 3 | MD | NEXLEVEL CONSULTING SERVICES, L.L.C. | BA | Female | \$0 | \$0 | |
| 3 | MD | VINE LEADERSHIP GROUP, LLC | BA | Male | \$149,094 | \$0 | \$149,094 |
| 3 | MD | A.C. MILLER CONSULTING LLC | BA | Female | \$0 | \$0 | |
| 3 | MD | COMMUNICATIONS RESEARCH & TECHNOLOGIES INTERNATIONAL LLC | BA | Male | \$0 | \$0 | \$0 |
| 3 | MD | ORUS GROUP HOLDINGS COMPANY LLC | BA | Male | \$2,814,452 | \$2,814,452 | \$0 |
| 3 | MD | G-TECH CONSULTING, INC | BA | Male | \$0 | \$0 | \$0 |
| 3 | MD | BOOKER DIMAIO, LLC | BA | Male | \$0 | \$0 | \$0 |
| 3 | MD | FRONTIERE LLC | BA | Male | \$0 | \$0 | |
| 3 | MD | HARRISON, MARVIN | BA | Male | \$77,989 | \$0 | \$77,989 |
| 3 | MD | WYMED SOLUTIONS, LLC | BA | Female | \$145,233 | \$132,692 | \$12,541 |
| 3 | MD | LORD AND TUCKER MANAGEMENT CONSULTANTS, L.L.C. | BA | Female | \$1,262,687 | \$972,687 | \$290,000 |
| 3 | MD | CYNTELLIGENT SOLUTIONS, LLC | BA | Male | \$207,888 | \$0 | \$207,888 |
| 3 | MD | METRO SUPPLY & SERVICES LLC | BA | Male | \$1,616,884 | \$1,361,724 | \$255,160 |
| 3 | MD | WORLD WIDE CORP. | BA | Male | \$0 | \$0 | |
| 3 | MD | VANTIGE INC. | BA | Male | \$0 | \$0 | |
| 3 | MD | BRITT ENTERPRISES, LLC | BA | Male | \$0 | \$0 | |
| 3 | MD | REDD SOLUTIONS LLC | BA | Female | \$0 | \$0 | |
| 3 | MD | EMPOWERING MINDS RESOURCE CENTER, LLP | BA | Female | \$0 | \$0 | |
| 3 | MD | IMPYRIAN LLC | BA | Male | \$10,903,726 | \$8,472,672 | \$2,431,055 |
| 3 | MD | LDM GROUP, LLC, THE | BA | Female | \$864,677 | \$0 | \$864,677 |
| 3 | MD | TAGGART BROWN & ASSOCIATES, INC. | BA | Male | \$1,171,373 | \$9,752 | \$1,161,621 |
| 3 | MD | CRW AND ASSOCIATES, LLC | BA | Female | \$653,548 | \$264,381 | \$389,168 |
| 3 | MD | ALL THINGS CREATIVE, LLC | BA | Female | \$0 | \$0 | \$0 |
| 3 | MD | G3 INNOVATIVE SOLUTIONS LLC | BA | Male | \$1,291,679 | \$1,291,679 | \$0 |
| 3 | MD | MSP SUPERIOR SERVICES INC. | BA | Male | \$47,322 | \$47,322 | \$0 |
| 3 | MD | AZUSA SOLUTIONS LLC | BA | Female | \$0 | \$0 | \$0 |
| 3 | MD | MPIRE TECHNOLOGY GROUP, INC. | BA | Male | \$1,401,600 | \$1,401,600 | \$0 |
| 3 | MD | LUCIDUS SOLUTIONS, LLC | BA | Male | \$0 | \$0 | \$0 |

FY 23 408 Report Appendix B

| | | | | | | | |
|---|----|--|----|--------|--------------|-------------|--------------|
| 3 | MD | KEBROS & ASSOC LLC | BA | Female | \$4,142,912 | \$0 | \$4,142,912 |
| 3 | MD | BLUE NILE TECHNOLOGIES, INC. | BA | Male | \$0 | \$0 | |
| 3 | MD | WINDSOR GROUP | BA | Female | \$45,054,435 | \$8,103,299 | \$36,951,136 |
| 3 | MD | THG COMPANIES LLC | BA | Male | \$0 | \$0 | |
| 3 | MD | BLUE SOURCE GROUP INC | BA | Male | \$347,603 | \$347,603 | \$0 |
| 3 | MD | SECURABLE LLC | BA | Male | \$0 | \$0 | |
| 3 | MD | STRATEGIC SOLUTIONS INTERNATIONAL, LLC | BA | Male | \$2,174,862 | \$0 | \$2,174,862 |
| 3 | MD | TEAMGOV, INC. | BA | Female | \$13,447,579 | \$965,202 | \$12,482,378 |
| 3 | MD | AIRPORT METRO CONNECTION, INC. | BA | Male | \$1,348,870 | \$1,338,620 | \$10,250 |
| 3 | MD | AMERICAN NATIONAL PROTECTIVE SERVICES, LLC | BA | Female | \$0 | \$0 | |
| 3 | MD | SPC BUSINESS CONSULTING LLC | BA | Female | \$0 | \$0 | |
| 3 | MD | CAREER CRUSHER LLC | BA | Female | \$0 | \$0 | |
| 3 | MD | INNOVO STRATEGIC SOLUTIONS, LLC | BA | Male | \$116,550 | \$116,550 | \$0 |
| 3 | MD | EMERGE SOLUTIONS GROUP, LLC | BA | Male | \$8,193,100 | \$5,708,138 | \$2,484,961 |
| 3 | MD | FREQUENCY ELECTRIC LLC | BA | Male | \$47,457 | \$47,457 | \$0 |
| 3 | MD | AIM INNOVATIONS, LLC | BA | Female | \$0 | \$0 | \$0 |
| 3 | MD | WORLDWIDE STAFFING EXCHANGE LLC | BA | Female | \$0 | \$0 | |
| 3 | MD | BLACK GIRL HEALTH LLC | BA | Female | \$0 | \$0 | |
| 3 | MD | GRAND MISSION CONSULT LLC | BA | Male | \$0 | \$0 | |
| 3 | MD | JED-TALLE(JT) CONSULTING, LLC | BA | Male | \$0 | \$0 | \$0 |
| 3 | MD | OMNI TECHNOLOGY GROUP LLC | BA | Male | \$0 | \$0 | |
| 3 | MD | AVYON CONSULTING GROUP, INC. | BA | Male | \$176,683 | \$0 | \$176,683 |
| 3 | MD | NEXT LEVEL SOLUTIONS, LLC | BA | Male | \$0 | \$0 | \$0 |
| 3 | MD | BLUPRINT, LLC | BA | Female | \$0 | \$0 | |
| 3 | MD | CULINARY CONCEPTIONS LLC | BA | Female | \$0 | \$0 | |
| 3 | MD | FOREVER SOLUTIONS GROUP, INC. | BA | Female | \$0 | \$0 | \$0 |
| 3 | MD | CARDINAL REGENT CONSULTING, LLC | BA | Male | \$0 | \$0 | |
| 3 | MD | HOLSTON GROUP, INC., THE | BA | Female | \$0 | \$0 | |
| 3 | MD | E4 LOGICS, INC. | BA | Male | \$4,189,616 | \$4,042,749 | \$146,866 |
| 3 | MD | BASKIN GROUP LLC, THE | BA | Female | \$0 | \$0 | |
| 3 | MD | CRITICAL PATH SOLUTIONS, INCORPORATED | BA | Male | (\$30,692) | (\$30,692) | \$0 |
| 3 | MD | PAGE CONTRACTING SERVICES LLC | BA | Male | \$0 | \$0 | |
| 3 | MD | LOGICAL LOGISTICS SOLUTIONS, LTD. | BA | Male | \$0 | \$0 | |
| 3 | MD | LPE ASSOCIATES, LLC | BA | Male | \$2,610,263 | \$1,265,731 | \$1,344,532 |
| 3 | MD | METRO TECHIES, LLC | BA | Male | \$703,442 | \$703,442 | \$0 |
| 3 | MD | PREMIER ENTERPRISE SOLUTIONS, LLC | BA | Female | \$6,680,875 | \$4,613,735 | \$2,067,140 |
| 3 | MD | GB ENTERPRISE NETWORK SOLUTION INC. | BA | Male | \$0 | \$0 | |
| 3 | MD | WHIRLWIND TECHNOLOGIES LLC | BA | Male | \$9,986,742 | \$9,986,742 | \$0 |
| 3 | MD | MESMO INC | BA | Male | \$4,664,977 | \$3,692,514 | \$972,463 |
| 3 | MD | PERISTYLE LLC | BA | Male | \$0 | \$0 | \$0 |

FY 23 408 Report Appendix B

| | | | | | | | |
|---|----|---------------------------------------|----|--------|--------------|--------------|-------------|
| 3 | MD | GRIFFIN CONSULTING PARTNERS LLC | BA | Female | \$0 | \$0 | \$0 |
| 3 | MD | THOMPSTON MANAGEMENT, LLC | BA | Female | \$0 | \$0 | |
| 3 | MD | EB ENTERPRISES, LLC | BA | Male | \$649,309 | \$641,307 | \$8,002 |
| 3 | MD | CLEMONS GROUP, INC. THE | BA | Female | \$299,125 | \$299,125 | \$0 |
| 3 | MD | CROSDALE & ASSOCIATES, LLC | BA | Female | \$0 | \$0 | |
| 3 | MD | VETERAN TECHNOLOGY LEADERS, LLC | BA | Male | \$0 | \$0 | \$0 |
| 3 | MD | WINDJAMMER ENVIRONMENTAL LLC | BA | Male | \$1,365,620 | \$1,523,427 | (\$157,807) |
| 3 | MD | WESTERLY ENTERPRISES LLC | BA | Male | \$14,561,148 | \$13,377,747 | \$1,183,401 |
| 3 | MD | HOPLITE SOLUTIONS LLC | BA | Male | \$0 | \$0 | |
| 3 | MD | SCB MANAGEMENT SOLUTIONS, INC. | BA | Female | \$977,398 | \$877,896 | \$99,502 |
| 3 | MD | MATRIX COMMUNICATIONS LLC | BA | Male | \$0 | \$0 | |
| 3 | MD | 1AXIUM, LLC | BA | Female | \$0 | \$0 | |
| 3 | MD | WALKER DATA SYSTEMS LLC | BA | Male | \$0 | \$0 | |
| 3 | MD | PR STRATEGISTS, LLC | BA | Female | \$252,438 | \$252,438 | \$0 |
| 3 | MD | LANEVIS, LLC | BA | Male | \$0 | \$0 | |
| 3 | MD | HITE CONSULTING INC | BA | Female | \$8,840,013 | \$2,813,158 | \$6,026,854 |
| 3 | MD | NEW BUSINESS APPLICATION SYSTEMS, LLC | BA | Male | \$0 | \$0 | |
| 3 | MD | C&H TAX AND ACCOUNTING SERVICES | BA | Female | \$0 | \$0 | |
| 3 | MD | EXTRA MILE LOGISTICS, LLC | BA | Male | \$1,057,346 | \$1,057,346 | \$0 |
| 3 | MD | TBM TECHNOLOGY CONSULTING, LLC | BA | Male | \$2,204,812 | \$2,204,812 | \$0 |
| 3 | MD | PROARC, INC. | BA | Female | \$0 | \$0 | |
| 3 | MD | SB ENGINEERING SOLUTIONS LLC | BA | Female | \$0 | \$0 | |
| 3 | MD | LION SOLUTIONS, LLC | BA | Male | \$0 | \$0 | \$0 |
| 3 | MD | REFINERY, LLC THE | BA | Female | \$0 | \$0 | |
| 3 | MD | TAKI MEDICAL CONSULTANTS, LLC | BA | Female | \$0 | \$0 | |
| 3 | MD | NEXGEN MUSIC GROUP, LLC | BA | Male | \$0 | \$0 | |
| 3 | MD | BTC TECHNOLOGIES, LLC | BA | Male | \$2,150,379 | \$2,150,379 | \$0 |
| 3 | MD | KUSI GLOBAL, INC. | BA | Female | \$541,528 | \$496,950 | \$44,578 |
| 3 | MD | L2 DEFENSE, INC. | BA | Male | \$9,937,694 | \$9,439,502 | \$498,193 |
| 3 | MD | SMART1 MANAGEMENT SOLUTIONS LLC | BA | Female | \$1,000,000 | \$0 | \$1,000,000 |
| 3 | MD | MARK POLK & ASSOCIATES, LLC | BA | Male | \$0 | \$0 | |
| 3 | MD | PANGAEA CONSULTING, LLC | BA | Male | \$2,126,624 | \$1,051,795 | \$1,074,829 |
| 3 | MD | MISSION CONTRACTING, INC. | BA | Female | \$3,117,610 | \$2,694,885 | \$422,725 |
| 3 | MD | PARADIGM INVESTMENT CAPITAL, L.L.C. | BA | Male | \$1,338,494 | \$1,338,494 | \$0 |
| 3 | MD | AURORA TECHNICAL SYSTEMS, LLC | BA | Female | \$842,078 | \$740,712 | \$101,366 |
| 3 | MD | DIGITAL FORENSIC SERVICES, LLC | BA | Male | \$1,700,696 | \$1,700,696 | \$0 |
| 3 | MD | HELPING HANDS ORGANIZING, L.L.C. | BA | Female | \$0 | \$0 | |
| 3 | MD | CIVILITY MANAGEMENT SOLUTIONS LLC | BA | Female | \$10,190,178 | \$4,128,938 | \$6,061,240 |
| 3 | MD | HILLTECH CONSULTING INC | BA | Male | \$0 | \$0 | |

FY 23 408 Report Appendix B

| | | | | | | | |
|---|----|---------------------------------------|----|--------|--------------|--------------|--------------|
| 3 | MD | A PLUS QUALITY EDUCATION LLC | BA | Female | \$0 | \$0 | |
| 3 | MD | S E C ENTERPRISES LLC | BA | Female | \$16,108 | \$0 | \$16,108 |
| 3 | MD | INFORMATION PROTECTION SOLUTIONS LLC | BA | Male | \$4,429,485 | \$0 | \$4,429,485 |
| 3 | MD | WJM PROFESSIONAL SERVICES L.L.C. | BA | Female | \$6,907,794 | \$5,487,483 | \$1,420,311 |
| 3 | MD | DEGLB2 CONTRACTORS LLC | BA | Male | \$0 | \$0 | |
| 3 | MD | QUEVERA, LLC | BA | Male | \$0 | \$0 | \$0 |
| 3 | MD | CKSECURITYSOLUTIONS LLC | BA | Female | \$0 | \$0 | \$0 |
| 3 | MD | CORENIC CONSTRUCTION GROUP LLC | BA | Male | \$1,950,080 | \$1,950,080 | \$0 |
| 3 | MD | CROWNED GRACE INC | BA | Female | \$2,828,496 | \$1,668,762 | \$1,159,734 |
| 3 | MD | APT Nexus LLC | BA | Male | \$195,885 | \$195,885 | \$0 |
| 3 | MD | CAPITOL ADVISORS OF TECHNOLOGY, LLC | BA | Male | \$4,734,989 | \$3,554,493 | \$1,180,496 |
| 3 | MD | ABSS SOLUTIONS, INC. | BA | Male | \$36,231,792 | \$34,018,333 | \$2,213,459 |
| 3 | MD | MASON ENTERPRISES LLC | BA | Female | \$136,272 | \$136,272 | \$0 |
| 3 | MD | ADEPT ENGINEERING SOLUTIONS LLC | BA | Male | \$0 | \$0 | \$0 |
| 3 | MD | BLACK FOX LLC | BA | Male | \$282,566 | \$0 | \$282,566 |
| 3 | MD | JDM CONSULTING, LLC | BA | Female | \$0 | \$0 | |
| 3 | MD | GOLDMAN EDWARDS INC | BA | Male | \$2,002,396 | \$1,657,280 | \$345,116 |
| 3 | MD | K. JOHNSON & COMPANY, LLC | BA | Male | \$315,692 | \$315,692 | \$0 |
| 3 | MD | GAILLARD & ASSOCIATES, CPA, LLC | BA | Male | \$0 | \$0 | |
| 3 | MD | CYDAPTIV SOLUTIONS INC. | BA | Male | \$1,669,608 | \$1,669,608 | \$0 |
| 3 | MD | FEARLESS SOLUTIONS, LLC | BA | Male | \$61,558,766 | \$16,902,087 | \$44,656,679 |
| 3 | MD | SCOTT ENTERPRISES, INC. | BA | Female | \$0 | \$0 | |
| 3 | MD | CYBERN CONSULTING GROUP, LLC | BA | Male | \$0 | \$0 | |
| 3 | MD | CROSSFIRE BUSINESS SOLUTIONS LLC | BA | Male | \$0 | \$0 | \$0 |
| 3 | MD | DORKIN INC. | BA | Female | \$0 | \$0 | \$0 |
| 3 | MD | CARPET CLEANING MADE SIMPLE, L.L.C. | BA | Male | \$0 | \$0 | |
| 3 | MD | GRANT LEADING TECHNOLOGY, LLC | BA | Male | \$23,547,234 | \$109,152 | \$23,438,082 |
| 3 | MD | FREEWAY CONSTRUCTION LLC | BA | Male | \$0 | \$0 | |
| 3 | MD | INTEGRAL MANAGEMENT SOLUTIONS, LLC | BA | Female | \$0 | \$0 | |
| 3 | MD | AL'S TWIN AIR, LLC | BA | Male | \$0 | \$0 | |
| 3 | MD | FIELDS GROUP LLC, THE | BA | Male | \$9,672,428 | \$7,351,464 | \$2,320,964 |
| 3 | MD | GREYSTONE GROUP, INC., THE | BA | Male | \$179,500 | \$179,500 | \$0 |
| 3 | MD | KSQUARED TECHNOLOGY CONSULTING, CORP. | HA | Female | \$0 | \$0 | \$0 |
| 3 | MD | NEWTON, L.L.C. | HA | Male | \$2,993,885 | \$2,660,000 | \$333,885 |
| 3 | MD | SUPERIOR CONSTRUCTION COMPANY, INC. | HA | Male | \$0 | \$0 | |
| 3 | MD | PUENTE TECHNOLOGY LLC | HA | Male | \$1,210,411 | \$776,776 | \$433,635 |
| 3 | MD | A-G ASSOCIATES, INC. | HA | Male | \$11,903,958 | \$1,494,866 | \$10,409,092 |
| 3 | MD | E-Infosol LLC | HA | Male | \$2,705,039 | \$2,079,639 | \$625,400 |
| 3 | MD | MATOS BUILDERS LLC | HA | Male | \$13,639,166 | \$8,622,281 | \$5,016,885 |

FY 23 408 Report Appendix B

| | | | | | | | |
|---|----|--|----|--------|--------------|--------------|--------------|
| 3 | MD | CAPITAL BRAND GROUP, LLC | HA | Male | \$14,669,282 | \$14,442,772 | \$226,509 |
| 3 | MD | LMR GROUP, LLC | HA | Male | \$0 | \$0 | |
| 3 | MD | RJA ELECTRICAL SERVICE | HA | Male | \$24,586 | \$24,586 | \$0 |
| 3 | MD | PTG INTERNATIONAL, INC. | HA | Male | \$3,840,510 | \$2,310,572 | \$1,529,938 |
| 3 | MD | OPS TECH ALLIANCE LLC | HA | Male | \$8,605,131 | \$6,538 | \$8,598,593 |
| 3 | MD | CALDERON ENTERPRISES LLC | HA | Female | \$83,400 | \$0 | \$83,400 |
| 3 | MD | PHAEDRUS LLC | HA | Male | \$190,000 | \$190,000 | \$0 |
| 3 | MD | EDSOL COMMUNICATIONS, L.L.C. | HA | Male | \$0 | \$0 | \$0 |
| 3 | MD | SOL CONSULTING GROUP, LLC | HA | Male | \$5,977,735 | \$5,147,447 | \$830,288 |
| 3 | MD | CLOUD HARBOR ECONOMICS, LLC | HA | Male | \$2,206,400 | \$2,206,400 | \$0 |
| 3 | MD | DC GLOBAL PLANNING LLC | HA | Female | \$0 | \$0 | |
| 3 | MD | AMR CONSTRUCTION LLC | HA | Male | \$0 | \$0 | |
| 3 | MD | JAMES' ELECTRICAL CONTROL, INC. | HA | Male | \$1,950,834 | \$171,821 | \$1,779,013 |
| 3 | MD | CACHEIRO PAINTING AND REMODELING LLC | HA | Male | \$0 | \$0 | |
| 3 | MD | JB CONTRACTING, INC. | HA | Male | \$3,564,364 | \$2,457,303 | \$1,107,061 |
| 3 | MD | VITAL MANAGEMENT AND ENGINEERING INC. | HA | Male | \$1,767,413 | \$970,165 | \$797,248 |
| 3 | MD | MARATHON TECHNOLOGY SOLUTIONS INC. | HA | Male | \$0 | \$0 | |
| 3 | MD | AMERICAN VET INDUSTRIES, LLC | HA | Male | \$1,810,158 | \$0 | \$1,810,158 |
| 3 | MD | M & R CONTRACTING SERVICES INC. | HA | Male | \$0 | \$0 | |
| 3 | MD | SANDOW CONSTRUCTION, INC. | HA | Male | \$27,149,201 | \$5,828,849 | \$21,320,352 |
| 3 | MD | TELTRIUM SOLUTIONS, LLC | HA | Male | \$164,326 | \$0 | \$164,326 |
| 3 | MD | NAVTECA LLC | HA | Male | \$336,000 | \$0 | \$336,000 |
| 3 | MD | BEHAVIORAL & EDUCATIONAL SOLUTIONS, P.C. | HA | Male | \$151,557 | \$144,749 | \$6,808 |
| 3 | MD | AMERICAN MINORITY GENERAL CONTRACTORS, LLC | HA | Male | \$0 | \$0 | |
| 3 | MD | UNPARALLELED EVENT SOLUTIONS, LLC | HA | Male | \$0 | \$0 | \$0 |
| 3 | MD | AZUL ENGINEERING LLC | HA | Male | \$221,082 | \$221,082 | \$0 |
| 3 | MD | EXPLORE DIGITS INC. | HA | Female | \$5,942,111 | \$665,577 | \$5,276,534 |
| 3 | MD | CLJ CONSULTING AND CONTRACTING, LLC | HA | Female | \$4,476,700 | \$4,393,996 | \$82,704 |
| 3 | MD | LOGISTIX INC | HA | Male | \$0 | \$0 | |
| 3 | MD | PREVISE SOLUTIONS LLC | HA | Male | \$0 | \$0 | \$0 |
| 3 | MD | PARRA CONSULTING GROUP, INC | HA | Male | \$68,981 | \$68,981 | \$0 |
| 3 | MD | EMI ADVISORS LLC | HA | Male | \$2,442,889 | \$2,442,889 | \$0 |
| 3 | MD | ZEMITEK, LLC | HA | Female | \$25,379,037 | \$5,463,011 | \$19,916,026 |
| 3 | MD | NEXT LEVEL ANALYTICS LLC | HA | Male | \$0 | \$0 | |
| 3 | MD | APEX BUSINESS SOLUTIONS LLC | HA | Male | \$7,039,480 | \$364,793 | \$6,674,688 |
| 3 | MD | TECHNOLOGY PROJECT MANAGERS, INC. | HA | Male | \$249,000 | \$0 | \$249,000 |
| 3 | MD | CAV MANUFACTURING, LLC | HA | Male | \$583,055 | \$326,264 | \$256,790 |
| 3 | MD | MINOT GROUP, INC. | HA | Female | \$0 | \$0 | |
| 3 | MD | TRIVIUM SOLUTIONS LLC | HA | Male | \$2,035,188 | \$1,799,179 | \$236,009 |
| 3 | MD | ROMANA PROSPERITY CONSTRUCTION CORPORATION | HA | Male | \$6,790,931 | \$6,573,651 | \$217,280 |

FY 23 408 Report Appendix B

| | | | | | | | |
|---|----|--|-----|--------|--------------|--------------|--------------|
| 3 | MD | MA CLEANING & LANDSCAPING DESIGN, INC. | HA | Male | \$34,467 | \$34,467 | \$0 |
| 3 | MD | AVANTGARDE LLC | HA | Female | \$16,135,652 | \$12,083,778 | \$4,051,873 |
| 3 | MD | C3 INNOVATIONS, INC. | HA | Female | \$2,512,593 | \$2,512,593 | \$0 |
| 3 | MD | ACUNA CONSULTING INC. | HA | Male | \$0 | \$0 | \$0 |
| 3 | MD | ELIAS GROUP, LLC | HA | Male | \$321,877 | \$321,877 | \$0 |
| 3 | MD | SUNSTAR ELECTRICAL, LLC | HA | Male | \$0 | \$0 | |
| 3 | MD | AVIATION SYSTEMS TECHNOLOGIES LLC | HA | Female | \$2,012,892 | \$2,012,892 | \$0 |
| 3 | MD | INNOVATIVE CONSULTING & MANAGEMENT SERVICES, LLC | HA | Male | \$20,660,899 | \$3,524,115 | \$17,136,784 |
| 3 | MD | POSITIVEPSYCHE.BIZ CORP | HA | Male | \$181,114 | \$181,114 | \$0 |
| 3 | MD | SUCCESS BY DESIGN LLC | HA | Male | \$226,029 | \$226,029 | \$0 |
| 3 | MD | M & G CLEANING AND PAINTING SERVICES INC. | HA | Female | \$183,587 | \$0 | \$183,587 |
| 3 | MD | HELIX GROUP LLC | HA | Male | \$0 | \$0 | |
| 3 | MD | WHITE ROOK TECHNOLOGIES, LLC | HA | Male | \$0 | \$0 | \$0 |
| 3 | MD | MEGSOFT CONSULTING, INC. | HA | Male | \$178,889 | \$96,408 | \$82,481 |
| 3 | MD | SYLGER CORPORATION | HA | Female | \$3,760,738 | \$2,149,708 | \$1,611,030 |
| 3 | MD | CAPITAL COLORS, LLC | HA | Male | \$1,890,241 | \$1,586,233 | \$304,008 |
| 3 | MD | RAPIDS FLOOD TEAM LLC | HA | Male | \$0 | \$0 | \$0 |
| 3 | MD | ACCUBUILD CONSTRUCTION INC. | HA | Male | \$1,863,783 | \$12,672 | \$1,851,111 |
| 3 | MD | LUMIA ONE INCORPORATED | HA | Male | \$2,279,232 | \$2,171,298 | \$107,934 |
| 3 | MD | VIOLETA GROUNDS MANAGEMENT CO., INC. | HA | Male | \$2,976,350 | \$1,558,699 | \$1,417,651 |
| 3 | MD | ANALYTICA LLC | HA | Male | \$17,843,995 | \$14,407,552 | \$3,436,443 |
| 3 | MD | LG CONSTRUCTION, INC. | HA | Male | \$4,337,626 | \$2,070,036 | \$2,267,590 |
| 3 | MD | G TECH CONTRACTING, LLC | HA | Male | \$32,377 | \$32,377 | \$0 |
| 3 | MD | ITNOVA, LLC | HA | Female | \$0 | \$0 | \$0 |
| 3 | MD | M&S ENTERPRISES, INC. | HA | Male | \$0 | \$0 | \$0 |
| 3 | MD | TROPHY POINT SOLUTIONS, LLC | HA | Female | \$0 | \$0 | |
| 3 | MD | ROSSI COMMERCIAL REAL ESTATE, LLC | HA | Female | \$0 | \$0 | |
| 3 | MD | GUZMAN INTELLIGENCE SOLUTIONS | HA | Male | \$0 | \$0 | |
| 3 | MD | KEKOLU CONTRACTING, LLC | NHO | Entity | \$31,661,243 | \$29,039,083 | \$2,622,160 |
| 3 | MD | KAUKAHI, LLC | NHO | Entity | \$0 | \$0 | |
| 3 | MD | GSI TECHNOLOGIES INC | NHO | Entity | \$0 | \$0 | |
| 3 | MD | 4S - SILVERSWORD SOFTWARE AND SERVICES, LLC | NHO | N/A | \$19,176,495 | \$18,269,354 | \$907,141 |
| 3 | MD | REON INC. | NA | Male | \$10,062,958 | \$6,239,321 | \$3,823,637 |
| 3 | MD | 4R SOLUTIONS LLC | NA | Female | \$0 | \$0 | |
| 3 | MD | PAX AERO SOLUTIONS, LLC | NA | Male | \$0 | \$0 | |
| 3 | MD | POLAR SOLUTIONS, INC. | NA | Male | \$0 | \$0 | |
| 3 | MD | SWINGTECH CONSULTING INC. | SA | Female | \$9,431,161 | \$5,667,702 | \$3,763,459 |
| 3 | MD | JOS GROUP LLC | SA | Male | \$1,469,388 | \$694,598 | \$774,790 |
| 3 | MD | VS4S, LLC | SA | Female | \$1,358,375 | \$1,321,553 | \$36,822 |
| 3 | MD | MITAJA CORPORATION | SA | Male | \$0 | \$0 | \$0 |
| 3 | MD | A P VENTURES, LLC | SA | Female | \$24,377,537 | \$15,825,440 | \$8,552,097 |
| 3 | MD | RADIX INTERNATIONAL CONSULTING LLC | SA | Male | \$0 | \$0 | \$0 |

FY 23 408 Report Appendix B

| | | | | | | | |
|---|----|---|----|--------|---------------|--------------|---------------|
| 3 | MD | BLUSONIC INC | SA | Male | \$0 | \$0 | \$0 |
| 3 | MD | METTLE SOLUTIONS, LLC | SA | Male | \$6,198,911 | \$6,198,911 | \$0 |
| 3 | MD | GLOBAL ALLIANT INC | SA | Male | \$28,820,627 | \$5,230,571 | \$23,590,056 |
| 3 | MD | ALCOR TECHNICAL SOLUTIONS, LLC | SA | Male | \$13,379,986 | \$0 | \$13,379,986 |
| 3 | MD | ZIZA TECHNOLOGY LIMITED LIABILITY COMPANY | SA | Male | \$0 | \$0 | \$0 |
| 3 | MD | MICLOUD TECHNOLOGY, LLC | SA | Male | \$304,038 | \$304,038 | \$0 |
| 3 | MD | SUN TECHNICAL SERVICES, INC. | SA | Male | \$402,240 | \$0 | \$402,240 |
| 3 | MD | IADEPTIVE TECHNOLOGIES LLC | SA | Female | \$1,800,000 | \$1,800,000 | \$0 |
| 3 | MD | SERVEFED INC. | SA | Male | \$21,350,403 | \$128,701 | \$21,221,702 |
| 3 | MD | ALPHATECH SYSTEMS AND CONSULTING INC. | SA | Male | \$0 | \$0 | \$0 |
| 3 | MD | MAXARTH, LLC | SA | Female | \$0 | \$0 | |
| 3 | MD | CHAGS HEALTH INFORMATION TECHNOLOGY LLC | SA | Female | \$11,973,873 | \$6,444,763 | \$5,529,110 |
| 3 | MD | ITEGRITY, INC. | SA | Male | \$12,569,104 | \$9,924,034 | \$2,645,070 |
| 3 | MD | ANA GENERAL CONTRACTORS LLC | SA | Male | \$35,000 | \$0 | \$35,000 |
| 3 | MD | XPAND HORIZONS, LLC | SA | Male | \$0 | \$0 | \$0 |
| 3 | MD | NITYA LLC | SA | Male | \$0 | \$0 | |
| 3 | MD | ARELI, INC. | SA | Female | \$10,815,782 | \$10,301,782 | \$514,000 |
| 3 | MD | TECHSENSUS LLC | SA | Female | \$4,366,084 | \$0 | \$4,366,084 |
| 3 | MD | SOFTEK ENTERPRISES, LLC | SA | Male | \$924,154 | \$0 | \$924,154 |
| 3 | MD | CONTRAST & COMPANY, LLC | SA | Male | \$0 | \$0 | \$0 |
| 3 | MD | CONNSCI, LLC | SA | Male | \$52,646 | \$0 | \$52,646 |
| 3 | MD | MGR PROFESSIONAL SERVICES, INC. | SA | Male | \$0 | \$0 | |
| 3 | MD | RESOLVESOFT, INC. | SA | Female | \$4,968,336 | \$3,894,741 | \$1,073,595 |
| 3 | MD | MID-ATLANTIC SERVICES GROUP, INC | SA | Male | \$4,094,668 | \$0 | \$4,094,668 |
| 3 | MD | EARTHLING SECURITY LLC | SA | Male | \$0 | \$0 | \$0 |
| 3 | MD | PN AUTOMATION, INC. | SA | Male | \$5,718,027 | \$236,142 | \$5,481,885 |
| 3 | MD | AGISOL LLC | SA | Female | \$4,612,188 | \$4,612,188 | \$0 |
| 3 | MD | NIMBUS CONSULTING LLC | SA | Male | \$15,339,667 | \$1,021,133 | \$14,318,534 |
| 3 | MD | SERVBeyond SOLUTIONS LLC | SA | Male | \$0 | \$0 | \$0 |
| 3 | MD | XL CONSTRUCTION, LLC | SA | Male | \$5,251,473 | \$5,248,973 | \$2,500 |
| 3 | MD | KP PARTNERS LLC | SA | Female | \$942,235 | \$192,240 | \$749,995 |
| 3 | MD | YESDI INC. | SA | Male | \$1,458,767 | \$0 | \$1,458,767 |
| 3 | MD | GLOWIZ INC | SA | Male | \$0 | \$0 | |
| 3 | MD | 4A CONSULTING, LLC | SA | Female | \$0 | \$0 | \$0 |
| 3 | MD | NEO-TECH SOLUTIONS INC. | SA | Female | \$0 | \$0 | \$0 |
| 3 | MD | VIZONTEK, LLC | SA | Male | \$0 | \$0 | |
| 3 | MD | GLOBAL, INC | SA | Male | \$366,400 | \$366,400 | \$0 |
| 3 | MD | UVS INFOTECH LLC | SA | Male | \$149,750 | \$149,750 | \$0 |
| 3 | MD | CREATIVE GLOBAL CONSULTING, LLC | SA | Female | \$225,002 | \$0 | \$225,002 |
| 3 | MD | DAYTON GROUP INC | SA | Female | \$3,346,388 | \$3,346,388 | \$0 |
| 3 | MD | CLEAR INSIGHT INCORPORATED | SA | Male | \$0 | \$0 | \$0 |
| 3 | MD | INTERMS, LLC | SA | Female | \$510,720 | \$510,720 | \$0 |
| 3 | MD | BOULEVARD CONTRACTORS CORP. | SA | Male | \$0 | \$0 | |
| 3 | MD | SPARKSOFT CORPORATION | SA | Female | \$106,172,027 | \$33,535 | \$106,138,492 |

FY 23 408 Report Appendix B

| | | | | | | | |
|---|----|---|----|--------|--------------|--------------|-------------|
| 3 | MD | IAZ ASSOCIATES, LLC | SA | Female | \$3,473,002 | \$3,473,002 | \$0 |
| 3 | MD | ENCON CORPORATION | SA | Male | \$1,319,939 | \$1,319,939 | \$0 |
| 3 | MD | DIGITAL STRATEGY LLC | SA | Female | \$2,063,000 | \$2,063,000 | \$0 |
| 3 | MD | JSR CONSULTING LLC | SA | Male | \$0 | \$0 | |
| 3 | MD | AGOVX LLC | SA | Female | \$3,331,807 | \$2,973,527 | \$358,280 |
| 3 | MD | AGILIOUS LLC | SA | Male | \$334,650 | \$0 | \$334,650 |
| 3 | MD | TECHNUF, LLC | SA | Male | \$10,894,451 | \$9,420,200 | \$1,474,251 |
| 3 | MD | IVORY CLOUD LLC | SA | Male | \$9,079,921 | \$3,901,984 | \$5,177,937 |
| 3 | MD | RADIANT INFOTECH LLC | SA | Female | \$8,119,057 | \$4,667,849 | \$3,451,208 |
| 3 | MD | INFOTREND INCORPORATED | SA | Male | \$16,442,063 | \$6,695,833 | \$9,746,230 |
| 3 | MD | EXPEDITEINFOTECH, INC. | SA | Male | \$13,160,795 | \$3,647,518 | \$9,513,277 |
| 3 | MD | SEVEN STARS SERVICES LLC | SA | Female | \$0 | \$0 | |
| 3 | MD | OMM INC. | SA | Female | \$0 | \$0 | \$0 |
| 3 | MD | RADIANT ADVISORY LLC | SA | Male | \$7,019,556 | \$5,343,319 | \$1,676,237 |
| 3 | MD | ADHVAN CORPORATION | SA | Male | \$0 | \$0 | |
| 3 | MD | JINFO SYSTEMS LLC | SA | Male | \$0 | \$0 | \$0 |
| 3 | MD | AD HOC RESEARCH ASSOCIATES, LLC | SA | Male | \$9,525,190 | \$9,214,985 | \$310,205 |
| 3 | MD | ARCHESYS INC | SA | Male | \$2,628,268 | \$2,628,268 | \$0 |
| 3 | MD | DR. RITU KAPOOR AND ASSOCIATES, LLC | SA | Female | \$0 | \$0 | |
| 3 | MD | ICOLLABORATION, INC. | SA | Female | \$323,605 | \$323,605 | \$0 |
| 3 | MD | RACKNER, INC. | SA | Male | \$2,890,894 | \$600,320 | \$2,290,575 |
| 3 | MD | DAS FEDERAL, LLC | SA | Female | \$4,030,864 | \$3,447,055 | \$583,809 |
| 3 | MD | THIRDPACKET TECHNOLOGIES LLC | SA | Male | \$27,004,707 | \$27,004,707 | \$0 |
| 3 | MD | STRATUS CYBER LLC | SA | Male | \$0 | \$0 | |
| 3 | MD | PEREGRINE ADVISORS BENEFIT INC. | SA | Male | \$2,155,200 | \$0 | \$2,155,200 |
| 3 | MD | QLAIRE SYSTEMS INCORPORATED | SA | Female | \$0 | \$0 | |
| 3 | MD | SECTORMAX INC. | SA | Male | \$0 | \$0 | |
| 3 | MD | ALLIANCE GLOBAL TECH INC | SA | Male | \$0 | \$0 | \$0 |
| 3 | MD | TERASENSE, INC. | SA | Male | \$5,907,668 | \$3,407,702 | \$2,499,966 |
| 3 | MD | PARAB CONSULTING GROUP INC | SA | Female | \$0 | \$0 | |
| 3 | MD | IT CONSULTING SERVICES, INC | SA | Female | \$0 | \$0 | |
| 3 | MD | PUMEX COMPUTING, LLC | SA | Male | \$0 | \$0 | |
| 3 | MD | AXIOM CONSULTANTS INC. | SA | Male | \$10,846,773 | \$7,864,346 | \$2,982,426 |
| 3 | MD | AUTONOMIC ENTERPRISE, INC. | SA | Male | \$0 | \$0 | \$0 |
| 3 | MD | OCTAVE TECHNOLOGIES CORPORATION | SA | Male | \$0 | \$0 | \$0 |
| 3 | MD | FREDERICK INFORMATION TECHNOLOGY SERVICES, INC. | SA | Female | \$0 | \$0 | \$0 |
| 3 | MD | NEIGHBORHOOD COMPUTER CENTER CORP | SA | Female | \$0 | \$0 | \$0 |
| 3 | MD | X3M SYSTEMS, LLC | SA | Male | \$0 | \$0 | |
| 3 | MD | RENDEL TECH, INC. | SA | Female | \$1,702,878 | \$1,702,878 | \$0 |
| 3 | MD | PLATINUM BUSINESS SERVICES, LLC | SA | Male | \$10,616,252 | \$7,429,418 | \$3,186,834 |
| 3 | MD | NTRTY LLC | SA | Female | \$0 | \$0 | \$0 |
| 3 | MD | CLOUDNET-SYSTEMS LLC | SA | Male | \$0 | \$0 | \$0 |
| 3 | MD | M2 ENGINEERING, LLC | SA | Male | \$0 | \$0 | |
| 3 | MD | XFINION INC. | SA | Male | \$12,017,090 | \$11,617,887 | \$399,203 |
| 3 | MD | VITG CORP | SA | Male | \$249,570 | \$249,570 | \$0 |

FY 23 408 Report Appendix B

| | | | | | | | |
|---|----|--|---------|--------|---------------|--------------|---------------|
| 3 | MD | STRATEGAMY, LLC | SA | Male | \$2,085,497 | \$2,085,497 | \$0 |
| 3 | MD | SEVA EHS, INC. | SA | Male | \$0 | \$0 | |
| 3 | MD | CAPITOL UNITED SOLUTIONS INC. | SA | Female | \$5,692,344 | \$5,692,344 | \$0 |
| 3 | MD | SKY TECH SERVICES LLC | SA | Male | \$613,836 | \$613,836 | \$0 |
| 3 | MD | HANA STRATEGIES, INC | SA | Male | \$0 | \$0 | \$0 |
| 3 | MD | RESTORE MOTION, LLC | SA | Female | \$0 | \$0 | |
| 3 | MD | TECHFINITE SYSTEMS LLC | SA | Male | \$0 | \$0 | |
| 3 | MD | INDEX ANALYTICS LLC | SA | Male | \$47,749,975 | \$8,022,756 | \$39,727,219 |
| 3 | MD | ARK INFOTECH LLC | SA | Male | \$718,428 | \$388,428 | \$330,000 |
| 3 | MD | DANZO, LLC | SA | Female | \$0 | \$0 | |
| 3 | MD | GCOM INFORMATION TECHNOLOGY INC | SA | Female | \$0 | \$0 | \$0 |
| 3 | MD | FRIEMAN KHATRI & PARTNERS LLC | SA | Female | \$0 | \$0 | |
| 3 | MD | CROSSROADS TALENT SOLUTIONS, LLC | SA | Male | \$1,201,388 | \$49,525 | \$1,151,863 |
| 3 | MD | SUSTAINABLE DESIGN CONSORTIUM, INC. | SA | Male | \$3,093,882 | \$2,842,585 | \$251,297 |
| 3 | MD | INFORMATION BUSINESS SOLUTIONS, INC | SA | Female | \$0 | \$0 | |
| 3 | MD | SA SOLUTIONS INC. | SA | Male | \$2,991,082 | \$2,958,191 | \$32,892 |
| 3 | MD | TULZI TECHNOLOGIES, LLC | SA | Male | \$0 | \$0 | |
| 3 | MD | VULCAN GROUP INC. | SA | Male | \$0 | \$0 | |
| 3 | MD | ANBIHAN, INC | SA | Male | \$0 | \$0 | |
| 3 | MD | MYRIDDIAN, LLC | SA | Female | (\$349,467) | \$1,885,518 | (\$2,234,986) |
| 3 | MD | ALPHIDENT TECHNOLOGIES INC | SA | Female | \$113,592 | \$0 | \$113,592 |
| 3 | MD | RELATIVE DYNAMICS INCORPORATED | SA | Male | \$143,662 | \$0 | \$143,662 |
| 3 | MD | SIGMA TECHNOLOGY PARTNERS LLC | SA | Female | \$0 | \$0 | |
| 3 | MD | SALIENSE CONSULTING LLC | SA | Female | \$44,821,985 | \$8,139,501 | \$36,682,484 |
| 3 | MD | UNIQSOFT, INC. | SA | Male | \$0 | \$0 | |
| 3 | MD | KINETIC SOLUTIONS LLC | SA | Male | \$0 | \$0 | |
| 3 | MD | SEHMI ENTERPRISE, INC. | SA | Male | \$6,046,244 | \$2,222,063 | \$3,824,181 |
| 3 | MD | ACRO SYSTEMS INC. | SA | Female | \$405,600 | \$0 | \$405,600 |
| 3 | MD | UNISOFT TECHNOLOGY INC | SA | Male | \$0 | \$0 | |
| 3 | MD | SAGGAR & ROSENBERG, P.C. | SA | Male | \$2,362,276 | \$1,085,032 | \$1,277,244 |
| 3 | MD | CLOUDWARE LLC | SA | Female | \$0 | \$0 | |
| 3 | MD | RJ IT SOLUTIONS | SA | Male | \$0 | \$0 | |
| 3 | MD | USA INFOTECH, INC. | SA | Female | \$0 | \$0 | \$0 |
| 3 | MD | COGENT PEOPLE INC. | SA | Male | \$0 | \$0 | \$0 |
| 3 | MD | ASTRA SOLUTIONS LLC | SA | Male | \$0 | \$0 | |
| 3 | MD | RELI GROUP, INC. | SA | Male | \$139,322,306 | \$19,708,085 | \$119,614,222 |
| 3 | MD | TENAX TECHNOLOGIES, LLC | Unknown | Female | \$10,024,248 | \$9,972,995 | \$51,253 |
| 3 | MD | APPLIED ARCHAEOLOGY AND HISTORY ASSOCIATES, INC. | Unknown | Female | \$111,538 | \$0 | \$111,538 |
| 3 | MD | BOBLITS SERVICES, LLC | Unknown | Female | \$0 | \$0 | |
| 3 | MD | ENVIRONMENTAL RESEARCH GROUP LLC | Unknown | Female | \$11,767,299 | \$7,989,540 | \$3,777,759 |
| 3 | MD | NEXT PHASE SOLUTIONS AND SERVICES, INC. | Unknown | Female | \$22,729,635 | \$7,705,422 | \$15,024,213 |

FY 23 408 Report Appendix B

| | | | | | | | |
|---|----|--|---------|--------|---------------|--------------|---------------|
| 3 | MD | STANDARD PETROLEUM LOGISTICS, INC. | Unknown | Female | \$3,208,651 | \$2,784,240 | \$424,412 |
| 3 | MD | TINA COLEBROOK ARCHITECT, LLC | Unknown | Female | \$0 | \$0 | |
| 3 | MD | AVENING MANAGEMENT AND TECHNICAL SERVICES, LLC | Unknown | Female | \$1,254,900 | \$0 | \$1,254,900 |
| 3 | MD | IWYNN PRODUCTIONS, LLC | Unknown | Female | \$0 | \$0 | |
| 3 | MD | AIM CONSULTING, LLC | Unknown | Female | \$14,061 | \$0 | \$14,061 |
| 3 | MD | MID-ATLANTIC INTERPRETING GROUP, INC. | Unknown | Male | \$4,362,297 | \$822,304 | \$3,539,993 |
| 3 | MD | PKH ENTERPRISES LLC | Unknown | Female | \$1,969,279 | \$715,432 | \$1,253,847 |
| 3 | MD | G2IT LLC. | Unknown | Female | \$3,876,633 | \$3,721,543 | \$155,091 |
| 3 | MD | NYLA TECHNOLOGY SOLUTIONS, INC. | Unknown | Female | \$0 | \$0 | \$0 |
| 3 | MD | WASHINGTON OFFICE INTERIORS LLC | Unknown | Female | \$4,660,544 | \$1,944,190 | \$2,716,354 |
| 3 | MD | ORION CONSULTING GROUP, INC. | Unknown | Female | \$4,512,718 | \$4,082,526 | \$430,193 |
| 3 | MD | PD INC. INTERNATIONAL | Unknown | Male | \$0 | \$0 | |
| 3 | MD | SUPERIOR STRUCTURES, LLC | Unknown | Male | \$7,260,986 | \$5,554,500 | \$1,706,486 |
| 3 | MD | INFINETIX INC | Unknown | Male | \$1,101,150 | \$0 | \$1,101,150 |
| 3 | MD | GRIMMER TECHNOLOGY AND OPERATIONS INC. | Unknown | Female | \$0 | \$0 | \$0 |
| 3 | MD | ADNET/ACCOUNTNET, INC. | Unknown | Female | \$3,900,781 | \$786,437 | \$3,114,344 |
| 3 | MD | PURDY GROUP LLC | Unknown | Male | \$17,858,136 | \$13,813,107 | \$4,045,029 |
| 3 | MD | ANNAPOLIS LANDSCAPE ARCHITECTS, LLC | Unknown | Female | \$0 | \$0 | |
| 3 | MD | J29 INC. | Unknown | Female | \$3,968,828 | \$3,229,217 | \$739,611 |
| 3 | PA | DYNOSI GOVERNMENT SERVICES CORPORATION | AIT | Entity | \$0 | \$0 | |
| 3 | PA | LEE, PAUL | AP | Male | \$274,543 | \$274,543 | \$0 |
| 3 | PA | DIGITAL PLAZA, LLC | AP | Female | \$4,052,220 | \$169,007 | \$3,883,212 |
| 3 | PA | JMA RESOURCES, INC. | AP | Female | \$20,929,246 | \$20,890,526 | \$38,720 |
| 3 | PA | TRUEEDGE SOLUTIONS LLC | AP | Female | \$0 | \$0 | |
| 3 | PA | FULL CIRCLE COMPUTING INC | BA | Female | \$4,589,774 | \$4,128,198 | \$461,577 |
| 3 | PA | CINTEOT INC. | BA | Female | \$5,031,643 | \$913,324 | \$4,118,319 |
| 3 | PA | DARDEN EXPRESS INC. | BA | Male | \$0 | \$0 | |
| 3 | PA | WEBCO CONSTRUCTION, LLC | BA | Male | \$0 | \$0 | |
| 3 | PA | PHC GROUP, LLC | BA | Female | \$0 | \$0 | |
| 3 | PA | CROMEDY CONSTRUCTION, CORPORATION | BA | Male | \$618,436 | \$618,436 | \$0 |
| 3 | PA | QUANTUM BUILDERS, L.L.C. | BA | Male | \$17,926 | \$0 | \$17,926 |
| 3 | PA | PROBITAS TECHNOLOGY, INC. | BA | Male | \$32,758 | \$97,351 | (\$64,593) |
| 3 | PA | IMBUE TECHNOLOGY SOLUTIONS, INC. | BA | Male | \$525,864 | \$525,864 | \$0 |
| 3 | PA | OZELL SERVICES INC | BA | Male | \$4,705,887 | \$3,881,237 | \$824,650 |
| 3 | PA | FAULCON, GARRY | BA | Male | \$147,978 | \$40,898 | \$107,080 |
| 3 | PA | BUSINESS CONVERGENCE LLC | BA | Male | \$0 | \$0 | |
| 3 | PA | BRIGGS BROTHERS ENTERPRISES CORPORATION | BA | Male | (\$1,931,380) | \$0 | (\$1,931,380) |
| 3 | PA | ROCJOI MEDICAL IMAGING LLC | BA | Female | \$187,000 | \$0 | \$187,000 |
| 3 | PA | SHAHEED A. SMITH GEOSPACIAL, LLC | BA | Male | \$76,470 | \$76,470 | \$0 |

FY 23 408 Report Appendix B

| | | | | | | | |
|---|----|---|-----|--------|--------------|--------------|-------------|
| 3 | PA | MANAGE DIRECT SYSTEMS ENVIRONMENTAL, LLC | BA | Male | \$0 | \$0 | \$0 |
| 3 | PA | U.S.H&P MEDICAL SERVICES, LLC | BA | Male | \$0 | \$0 | |
| 3 | PA | SMITH FLOORING INCORPORATED | BA | Female | \$3,730 | \$0 | \$3,730 |
| 3 | PA | SIDWAY CONSULTANTS INC. | BA | Male | \$0 | \$0 | |
| 3 | PA | NETWORK DESIGN TECHNOLOGIES INC | BA | Female | \$0 | \$0 | \$0 |
| 3 | PA | YANILEX SYSTEMS LLC | BA | Male | \$0 | \$0 | \$0 |
| 3 | PA | EAST HILL VIDEO PRODUCTION COMPANY LLC | BA | Male | \$359,324 | \$359,324 | \$0 |
| 3 | PA | CREATIVE REPUTE LLC | BA | Female | \$0 | \$0 | |
| 3 | PA | VESTEK SYSTEMS LLC | BA | Male | \$0 | \$0 | |
| 3 | PA | TRI-STATE PARALEGAL SERVICE, LLC | BA | Female | \$0 | \$0 | |
| 3 | PA | DK CLEANING CONTRACTORS, LLC | BA | Male | \$682,938 | \$622,065 | \$60,873 |
| 3 | PA | SYNERGY ENTERPRIZE, LLC | BA | Male | \$0 | \$0 | \$0 |
| 3 | PA | GMW CONSTRUCTION LLC | BA | Male | \$110,665 | \$110,665 | \$0 |
| 3 | PA | PALACE TRAVEL, INC. | BA | Male | \$71,226 | \$71,226 | \$0 |
| 3 | PA | Environmental Construction Services Inc. | BA | Female | \$192,093 | \$192,093 | \$0 |
| 3 | PA | AFFILIATED SERVICES INTERNATIONAL, LLC | HA | Male | \$0 | \$0 | |
| 3 | PA | VVL SYSTEMS & CONSULTING, LLC | HA | Male | \$0 | \$0 | \$0 |
| 3 | PA | DOLIVEIRA SYSTEMS LLC | HA | Female | \$15,089,803 | \$14,913,489 | \$176,314 |
| 3 | PA | OPTIMO INFORMATION TECHNOLOGY LLC | HA | Male | \$6,090,772 | \$2,807,881 | \$3,282,891 |
| 3 | PA | AMERICA'S STAFFING PARTNER, INC. | HA | Male | \$4,088,769 | \$3,274,575 | \$814,194 |
| 3 | PA | RODRIGUEZ CONSULTING , LLC | HA | Male | \$0 | \$0 | |
| 3 | PA | C & R COMMUNICATIONS INC | HA | Male | \$0 | \$0 | \$0 |
| 3 | PA | GREEN WORLD CONTRACTING CORP. | HA | Female | \$7,246,139 | \$4,090,120 | \$3,156,019 |
| 3 | PA | A WOMAN OWNED CONTRACTOR INC | HA | Female | \$0 | \$0 | |
| 3 | PA | GLOBAL ARENA LLC | HA | Male | \$215,468 | \$200,579 | \$14,890 |
| 3 | PA | COSTA SECURITY SERVICES, LLC | HA | Male | \$86,129 | \$0 | \$86,129 |
| 3 | PA | ARK CONSTRUCTION MANAGEMENT LLC | HA | Female | \$11,812,536 | \$8,275,494 | \$3,537,043 |
| 3 | PA | G. ADAMS RESTORATION LLC | HA | Female | \$4,989,270 | \$4,989,270 | \$0 |
| 3 | PA | HANA TECHNOLOGIES AND SYSTEMS INCORPORATED | NHO | N/A | \$12,973,374 | \$12,926,691 | \$46,682 |
| 3 | PA | SPAARK, INC. | NHO | Entity | \$9,931,021 | \$3,756,467 | \$6,174,554 |
| 3 | PA | ONE ON 1 ACCOUNTING & CONSULTING SERVICES LLC | NA | Female | \$0 | \$0 | |
| 3 | PA | H & M ASSOCIATES, LLC | SA | Female | \$1,249,500 | \$0 | \$1,249,500 |
| 3 | PA | LOGISTIX NEXUS LLC | SA | Male | \$0 | \$0 | |
| 3 | PA | K2 ENVIRONMENTAL CONSULTING LLC | SA | Male | \$0 | \$0 | |
| 3 | PA | CHOKSI INC | SA | Female | \$0 | \$0 | \$0 |
| 3 | PA | JUPITER ASSOCIATES, LLC | SA | Male | \$0 | \$0 | |
| 3 | PA | VISVERO, INC. | SA | Male | \$0 | \$0 | \$0 |

FY 23 408 Report Appendix B

| | | | | | | | |
|---|----|--|---------|--------|--------------|--------------|--------------|
| 3 | PA | STELLAR PHOENIX SOLUTIONS | SA | Female | (\$60,641) | (\$60,641) | \$0 |
| 3 | PA | UNITED SOLUTIONS GROUP INC, THE | SA | Male | \$0 | \$0 | \$0 |
| 3 | PA | KING FREIGHT LLC | SA | Male | \$610,515 | \$0 | \$610,515 |
| 3 | PA | NILKANTH TWO INC | SA | Male | \$82,009 | \$71,820 | \$10,189 |
| 3 | PA | VELOCITY SOURCING GROUP, LLC | SA | Male | \$0 | \$0 | |
| 3 | PA | DK ENVIRONMENTAL & CONSTRUCTION SERVICES, INC. | Unknown | Male | \$991,825 | \$991,825 | \$0 |
| 3 | PA | M.C. DODD CONSTRUCTION, LLC | Unknown | Male | \$11,740,016 | \$11,361,767 | \$378,249 |
| 3 | PA | TMT LOGISTICS, INC. | Unknown | Female | \$0 | \$0 | |
| 3 | PA | BLUESTONE ENVIRONMENTAL GROUP INC. | Unknown | Female | \$10,024,110 | \$7,613,253 | \$2,410,857 |
| 3 | PA | SPECTRUM OF FLOORS, LLC | Unknown | Female | \$100,038 | \$34,650 | \$65,388 |
| 3 | PA | MATLOCK AND ASSOCIATES, LLC | Unknown | Female | \$0 | \$0 | \$0 |
| 3 | PA | CEDARVILLE ENGINEERING GROUP, LLC | Unknown | Female | \$14,810,241 | \$12,284,932 | \$2,525,309 |
| 3 | PA | D. GILLETTE INDUSTRIAL SERVICES, INC. | Unknown | Female | \$3,445,826 | \$3,396,470 | \$49,356 |
| 3 | PA | NEW HEALTH SYSTEMS, LLC | Unknown | Male | \$0 | \$0 | \$0 |
| 3 | PA | HENRON ELECTRICAL RESOURCES, LLC | Unknown | Female | \$3,176,350 | \$2,845,691 | \$330,659 |
| 3 | PA | JD BRAVO COMPANY INC | Unknown | Male | \$4,535,791 | \$4,535,791 | \$0 |
| 3 | PA | ABC CONSTRUCTION COMPANY, INC. | Unknown | Female | \$0 | \$0 | |
| 3 | PA | FIBER BUSINESS SOLUTIONS GROUP INC | Unknown | Female | \$21,060,107 | \$17,971,027 | \$3,089,079 |
| 3 | VA | COHO TECHNOLOGY SOLUTIONS, LLC | AIT | Entity | \$11,707,000 | \$11,707,000 | \$0 |
| 3 | VA | GREAT HILL SOLUTIONS, LLC | AIT | Entity | \$84,202,145 | \$74,806,514 | \$9,395,632 |
| 3 | VA | WOLFTEK MISSION GROUP, LLC | AIT | Entity | \$34,111,689 | \$33,765,060 | \$346,629 |
| 3 | VA | PCI GOVERNMENT SERVICES LLC | AIT | Entity | \$46,645,939 | \$35,498,675 | \$11,147,264 |
| 3 | VA | MIAMI ENVIRONMENTAL & ENERGY SOLUTIONS, LLC | AIT | N/A | \$9,599,816 | \$6,010,456 | \$3,589,360 |
| 3 | VA | MIAMI NATION STRONGHOLD, LLC | AIT | Entity | \$0 | \$0 | |
| 3 | VA | FEDTRIBE LLC | AIT | Entity | \$3,369,527 | \$3,333,734 | \$35,793 |
| 3 | VA | CHEROENHAKA NOTTOWAY ENTERPRISES, LLC | AIT | Entity | \$32,360,268 | \$31,881,989 | \$478,279 |
| 3 | VA | TECHNOLOGY TRENDS GROUP, LLC | AIT | Entity | \$13,963,887 | \$5,174,730 | \$8,789,157 |
| 3 | VA | AKIAK TECHNOLOGY, LLC | AIT | Entity | \$12,847,216 | \$12,847,216 | \$0 |
| 3 | VA | PAMUNKEY INDIAN ENTERPRISES - PROFESSIONAL SERVICES (PIE-PS) | AIT | Entity | \$8,944,599 | \$8,944,599 | \$0 |
| 3 | VA | MIAMI WIIPIKA, LLC | AIT | Entity | \$30,276,327 | \$27,220,459 | \$3,055,868 |
| 3 | VA | MIAMI TECHNOLOGY SOLUTIONS, LLC | AIT | N/A | \$14,048,897 | \$12,578,586 | \$1,470,310 |
| 3 | VA | AKIAK FACILITY SYSTEMS LLC | AIT | Entity | \$0 | \$0 | |
| 3 | VA | MIAMI TRIBAL SYSTEMS INTEGRATORS, LLC | AIT | Entity | \$5,722,580 | \$4,909,563 | \$813,017 |
| 3 | VA | SENECA FEDERAL HEALTH | AIT | Entity | \$3,871,426 | \$2,847,344 | \$1,024,082 |
| 3 | VA | ASTRAEUS OPERATIONS, LLC | ANC | Entity | \$412,540 | \$412,540 | \$0 |

FY 23 408 Report Appendix B

| | | | | | | | |
|---|----|---|-----|--------|---------------|---------------|--------------|
| 3 | VA | BOWHEAD MISSION SOLUTIONS, LLC | ANC | Entity | \$58,166,801 | \$30,756,788 | \$27,410,013 |
| 3 | VA | BOWHEAD GOVERNMENT SUPPORT SERVICES, LLC | ANC | Entity | \$5,136,748 | \$5,136,748 | \$0 |
| 3 | VA | ASRC FEDERAL TECHNOLOGY SOLUTIONS, LLC | ANC | Entity | \$5,067,415 | (\$2,573,932) | \$7,641,347 |
| 3 | VA | NTVI SOLUTIONS, LLC | ANC | Entity | \$152,770 | \$152,770 | \$0 |
| 3 | VA | TUNDRA FEDERAL, LLC | ANC | N/A | \$39,205,477 | \$39,136,630 | \$68,847 |
| 3 | VA | JADE CREEK CONSTRUCTION, LLC | ANC | N/A | \$53,335,027 | \$26,832,727 | \$26,502,300 |
| 3 | VA | KWAAN BEAR IT SOLUTIONS, LLC | ANC | Entity | \$12,135,060 | \$8,225,393 | \$3,909,667 |
| 3 | VA | SYSTEMS INTELLIGENCE, LLC | ANC | Entity | \$7,169,619 | \$6,029,089 | \$1,140,530 |
| 3 | VA | BOWHEAD BASE OPERATIONS, LLC | ANC | Entity | \$3,476,308 | \$3,476,308 | \$0 |
| 3 | VA | BOWHEAD PROGRAM MANAGEMENT & OPERATIONS, LLC | ANC | Entity | \$96,442,952 | \$17,675,037 | \$78,767,915 |
| 3 | VA | LYNXNET, LLC | ANC | N/A | \$9,402,962 | \$5,987,266 | \$3,415,695 |
| 3 | VA | CAPE FOX ENDEAVOR, LLC | ANC | Entity | \$0 | \$0 | |
| 3 | VA | GOLDBELT FRONTIER, LLC | ANC | N/A | \$55,279,704 | \$37,158,831 | \$18,120,874 |
| 3 | VA | BOWHEAD CYBERSECURITY SOLUTIONS & SERVICES, LLC | ANC | Entity | \$40,290,463 | \$34,654,466 | \$5,635,997 |
| 3 | VA | TUKNIK GOVERNMENT SERVICES LLC | ANC | N/A | \$100,439,515 | \$65,104,740 | \$35,334,775 |
| 3 | VA | AKIMA SYSTEMS ENGINEERING, LLC | ANC | Entity | \$46,090,814 | \$34,600,348 | \$11,490,466 |
| 3 | VA | KWAAN TECH, LLC | ANC | Entity | \$9,936,129 | \$8,816,129 | \$1,120,000 |
| 3 | VA | COMPASS POINT, LLC | ANC | N/A | \$52,384,861 | \$38,669,052 | \$13,715,809 |
| 3 | VA | GOLDBELT NIGHTHAWK LLC | ANC | Entity | \$11,144,634 | \$11,139,634 | \$5,000 |
| 3 | VA | SAXMAN ONE, LLC | ANC | N/A | \$17,332,950 | \$13,641,293 | \$3,691,657 |
| 3 | VA | BOWHEAD MARINE SUPPORT SERVICES, LLC | ANC | Entity | \$10,219,674 | \$3,955,644 | \$6,264,030 |
| 3 | VA | BOWHEAD GLOBAL SYSTEMS AND TECHNOLOGY, LLC | ANC | Entity | \$10,025,512 | \$10,025,512 | \$0 |
| 3 | VA | NASH HARBOR SOLUTIONS, LLC | ANC | Entity | \$776,500 | \$207,394 | \$569,107 |
| 3 | VA | GOLDBELT INTEGRATED LOGISTICS SERVICES, LLC | ANC | Entity | \$20,000 | \$20,000 | \$0 |
| 3 | VA | BOWHEAD TURNKEY MANUFACTURING LLC | ANC | Entity | \$1,491,787 | \$0 | \$1,491,787 |
| 3 | VA | KILIUDA CONSULTING | ANC | N/A | \$0 | \$0 | |
| 3 | VA | BLACKFISH SOLUTIONS, LLC | ANC | N/A | \$37,825,960 | \$37,794,952 | \$31,008 |
| 3 | VA | SUNIK, LLC | ANC | N/A | \$105,476,552 | \$75,142,840 | \$30,333,712 |
| 3 | VA | EAGLE HEALTH, LLC | ANC | N/A | \$26,747,477 | \$24,086,170 | \$2,661,308 |
| 3 | VA | COPPER RIVER CYBER SOLUTIONS, LLC | ANC | N/A | \$30,120,359 | \$30,050,717 | \$69,642 |
| 3 | VA | COPPER RIVER INFRASTRUCTURE SERVICES, LLC | ANC | N/A | \$40,053,006 | \$18,905,442 | \$21,147,564 |
| 3 | VA | SOLUTIONS71, LLC | ANC | N/A | \$29,602,870 | \$22,337,329 | \$7,265,542 |
| 3 | VA | EAGLE HARBOR, LLC | ANC | Entity | \$93,316,892 | \$88,527,500 | \$4,789,392 |
| 3 | VA | OLD HARBOR SOLUTIONS, LLC | ANC | Entity | \$1,813,758 | \$0 | \$1,813,758 |
| 3 | VA | SUVI GLOBAL SERVICES, LLC | ANC | N/A | \$14,488,451 | \$14,488,451 | \$0 |
| 3 | VA | GOLDBELT PROFESSIONAL SERVICES, LLC | ANC | Entity | \$16,335,905 | \$9,843,825 | \$6,492,081 |

FY 23 408 Report Appendix B

| | | | | | | | |
|---|----|--|-----|--------|--------------|--------------|---------------|
| 3 | VA | CHENEGA GOVERNMENT MISSION SOLUTIONS, LLC | ANC | Entity | \$2,044,335 | \$2,044,335 | \$0 |
| 3 | VA | NORTH EDGE TECHNOLOGY, LLC | ANC | Entity | \$0 | \$0 | |
| 3 | VA | BOWHEAD AVIONICS MANUFACTURING, LLC | ANC | Entity | \$0 | \$0 | \$0 |
| 3 | VA | TUVLI, LLC | ANC | N/A | \$92,859,786 | \$90,043,978 | \$2,815,808 |
| 3 | VA | LOCKWOOD HILLS FEDERAL, LLC | ANC | N/A | \$19,251,701 | \$17,418,799 | \$1,832,901 |
| 3 | VA | GOLDBELT C6, LLC | ANC | N/A | \$92,197,644 | \$69,168,570 | \$23,029,074 |
| 3 | VA | BOWHEAD ENTERPRISE, SCIENCE AND TECHNOLOGY, LLC | ANC | Entity | \$8,599,763 | \$7,451,461 | \$1,148,303 |
| 3 | VA | CHENEGA NASWIK INTERNATIONAL, LLC | ANC | Entity | \$5,533,642 | \$3,633,646 | \$1,899,996 |
| 3 | VA | GOLDBELT SECURITY LLC | ANC | N/A | \$9,910,258 | \$5,608,732 | \$4,301,525 |
| 3 | VA | AKIMA GLOBAL LOGISTICS, LLC | ANC | Entity | \$4,300,623 | \$4,244,651 | \$55,972 |
| 3 | VA | BOWHEAD COMMUNICATION SERVICES, LLC | ANC | Entity | \$7,848,878 | \$7,848,878 | \$0 |
| 3 | VA | BOWHEAD PROFESSIONAL AND TECHNICAL SOLUTIONS, LLC | ANC | Entity | \$64,015,283 | \$54,467,018 | \$9,548,265 |
| 3 | VA | RIVERTECH, LLC | ANC | N/A | \$87,080,493 | \$50,013,980 | \$37,066,514 |
| 3 | VA | MOUNTAIN POINT, LLC | ANC | Entity | \$13,758,015 | \$13,758,015 | \$0 |
| 3 | VA | ALEUT BUILDING COMPANY, LLC | ANC | Entity | \$49,986,035 | \$49,602,248 | \$383,787 |
| 3 | VA | ARCTIC PEAK, LLC | ANC | Entity | \$0 | \$0 | |
| 3 | VA | CAPE FOX MISSION SYSTEMS, LLC | ANC | Entity | \$0 | \$0 | |
| 3 | VA | WOLF LAKE SERVICES, LLC | ANC | Entity | \$1,805,000 | \$0 | \$1,805,000 |
| 3 | VA | ALEUT GOVERNMENT SERVICES, LLC | ANC | Entity | \$0 | \$0 | |
| 3 | VA | BOWHEAD PROTECTION AND SECURITY SERVICES, LLC | ANC | Entity | \$876,825 | \$0 | \$876,825 |
| 3 | VA | BOWHEAD OPERATIONS & MAINTENANCE SOLUTIONS, LLC | ANC | Entity | \$15,076,842 | \$15,076,842 | \$0 |
| 3 | VA | OLH TECHNICAL SERVICES, LLC | ANC | Entity | \$11,369,232 | \$11,369,232 | \$0 |
| 3 | VA | CHENEGA AGILE REAL-TIME SOLUTIONS, LLC | ANC | Entity | \$3,695,188 | \$3,695,188 | \$0 |
| 3 | VA | DISTRIBUTED COMPUTING SYSTEM SOLUTIONS PROVIDER INC. | ANC | N/A | \$52,929,001 | \$47,463,924 | \$5,465,077 |
| 3 | VA | GOLDBELT OPERATIONS SUPPORT SERVICES, LLC | ANC | N/A | \$15,109,565 | \$15,107,065 | \$2,500 |
| 3 | VA | GOLDBELT GLACIER HEALTH SERVICES, LLC | ANC | N/A | \$12,664,888 | \$6,191,098 | \$6,473,790 |
| 3 | VA | HERITAGE INTERIORS, LLC | ANC | Entity | \$29,945,849 | \$22,027,837 | \$7,918,012 |
| 3 | VA | ALEUT MANAGEMENT SERVICES, LLC | ANC | Entity | \$0 | \$0 | |
| 3 | VA | INDIGO FOX, LLC | ANC | Entity | \$34,175,525 | \$34,175,525 | \$0 |
| 3 | VA | CLOUD LAKE TECHNOLOGY, LLC | ANC | N/A | \$41,345,916 | \$31,336,976 | \$10,008,940 |
| 3 | VA | AKIMA DATA MANAGEMENT, LLC | ANC | Entity | \$93,938,409 | \$72,160,479 | \$21,777,930 |
| 3 | VA | NISGA'A TEK, LLC | ANC | N/A | \$69,627,199 | \$59,319,036 | \$10,308,163 |
| 3 | VA | ARLLUK TECHNOLOGY SOLUTIONS, LLC | ANC | N/A | \$48,245,565 | \$49,788,704 | (\$1,543,140) |
| 3 | VA | CHENEGA SERVICES & FEDERAL SOLUTIONS, LLC | ANC | Entity | \$16,518,071 | \$16,515,571 | \$2,500 |

FY 23 408 Report Appendix B

| | | | | | | | |
|---|----|--|-----|--------|--------------|--------------|--------------|
| 3 | VA | BOWHEAD WEAPONS DEVELOPMENT SOLUTIONS LLC | ANC | Entity | \$0 | \$0 | |
| 3 | VA | MIDNIGHT SUN TECHNOLOGIES, LLC | ANC | N/A | \$17,112,284 | \$16,598,630 | \$513,654 |
| 3 | VA | BOWHEAD TOTAL ENTERPRISE SOLUTIONS, LLC | ANC | Entity | \$43,724,638 | \$7,432,084 | \$36,292,554 |
| 3 | VA | LLORENTE ENTERPRISES, LLC | AP | Male | \$966,773 | \$960,373 | \$6,400 |
| 3 | VA | ARETE CONSULTING LLC | AP | Male | \$2,002,631 | \$2,002,631 | \$0 |
| 3 | VA | CLVG CONSULTING, INC. | AP | Female | \$1,509,393 | \$1,509,393 | \$0 |
| 3 | VA | EKO STRATEGIES, LLC | AP | Male | \$0 | \$0 | |
| 3 | VA | COMPREHENSIVE APPROACH, LLC | AP | Male | \$223,500 | \$0 | \$223,500 |
| 3 | VA | NOVA INTERNATIONAL TELNET, INC. | AP | Female | \$0 | \$0 | |
| 3 | VA | TDMK DIGITAL, LLC | AP | Male | \$402,987 | \$401,987 | \$1,000 |
| 3 | VA | FEDWRITERS, INC. | AP | | \$32,603,164 | \$22,983,908 | \$9,619,257 |
| 3 | VA | SCIX3 LLC | AP | Male | \$0 | \$0 | |
| 3 | VA | AUM OM GROUP LLC | AP | Male | \$0 | \$0 | |
| 3 | VA | INQ LLC | AP | Female | \$196,720 | \$196,720 | \$0 |
| 3 | VA | BRIGHT REGARDS, LLC | AP | Female | \$5,957,992 | \$5,957,992 | \$0 |
| 3 | VA | SHILPI & ASSOCIATES LLC | AP | Male | \$1,119,100 | \$1,119,100 | \$0 |
| 3 | VA | S2I2 INC. | AP | Male | \$1,402,504 | \$0 | \$1,402,504 |
| 3 | VA | GI4 LLC | AP | Male | \$1,347,267 | \$0 | \$1,347,267 |
| 3 | VA | 1ST LADY JANITORIAL SERVICES, LLC | AP | Female | \$0 | \$0 | |
| 3 | VA | CDN ENTERPRISES, LLC | AP | Male | \$0 | \$0 | |
| 3 | VA | INFORMATION TECHNOLOGY COMPANY L.L.C. | AP | Male | \$2,227,103 | \$2,227,103 | \$0 |
| 3 | VA | CONCERAS, LLC | AP | Male | \$2,792,205 | \$2,792,205 | \$0 |
| 3 | VA | SAW CONTRACTING, INC | AP | Male | \$10,326,678 | \$5,884,296 | \$4,442,382 |
| 3 | VA | TIO-TEK LLC | AP | Female | \$0 | \$0 | |
| 3 | VA | FREEALLIANCE.COM, LLC | AP | Female | \$22,501,230 | \$8,731,476 | \$13,769,753 |
| 3 | VA | LIT SOLUTIONS LLC | AP | Female | \$209,868 | \$209,868 | \$0 |
| 3 | VA | OH CONSULTING INCORPORATED | AP | Male | \$0 | \$0 | |
| 3 | VA | JBS FINANCIAL SERVICES, INC. | AP | Male | \$548,223 | \$548,223 | \$0 |
| 3 | VA | VERTICAL APPLICATIONS, INC. | AP | Male | \$7,479,352 | \$7,479,352 | \$0 |
| 3 | VA | ADVANCESOFT, INC. | AP | Male | \$0 | \$0 | |
| 3 | VA | SPECCOM, INC | AP | Male | \$0 | \$0 | |
| 3 | VA | C & E CONSTRUCTIONS, INC. | AP | Male | \$0 | \$0 | |
| 3 | VA | | AP | Male | \$288,123 | \$0 | \$288,123 |
| 3 | VA | GBTI SOLUTIONS, INC. | AP | Male | \$0 | \$0 | \$0 |
| 3 | VA | REDMATTER SOLUTIONS LLC | AP | Male | \$6,691,024 | \$323,239 | \$6,367,785 |
| 3 | VA | JOHN J. YIM & ASSOCIATES LLC | AP | Male | \$15,473,408 | \$4,935,319 | \$10,538,088 |
| 3 | VA | DIGITAL CONSULTANTS, LLC | AP | Male | \$12,054,649 | \$9,618,538 | \$2,436,111 |
| 3 | VA | WHITE OAK DUCKPINS, L.L.C. | AP | Male | \$997,510 | \$997,510 | \$0 |
| 3 | VA | SAEBO, INC | AP | Male | \$0 | \$0 | |
| 3 | VA | | | | | | |
| 3 | VA | MEDIA SYSTEMS INTEGRATION LLC | AP | Male | \$0 | \$0 | |
| 3 | VA | ANEON FEDERAL SOLUTIONS LLC | AP | Male | \$1,147,508 | \$1,147,508 | \$0 |
| 3 | VA | AMALGA SYSTEMS INC | AP | Male | \$0 | \$0 | \$0 |
| 3 | VA | VASudio LLC | AP | Male | \$0 | \$0 | |
| 3 | VA | I3, LLC | AP | Male | \$1,174,920 | \$0 | \$1,174,920 |

FY 23 408 Report Appendix B

| | | | | | | | |
|---|----|---|----|--------|---------------|--------------|---------------|
| 3 | VA | GREENCLEAN, INC. | AP | Male | \$3,757,744 | \$3,643,431 | \$114,313 |
| 3 | VA | BLOOMSBURIE LLC | AP | Female | \$9,746,508 | \$8,310,883 | \$1,435,625 |
| 3 | VA | DEFINITIVE INNOVATIVE SOLUTIONS LLC | AP | Male | \$0 | \$0 | \$0 |
| 3 | VA | TRITAN CONSULTING LLC | AP | Male | \$0 | \$0 | |
| 3 | VA | OMNIFICS, INC. | AP | Male | \$965,702 | \$397,592 | \$568,110 |
| 3 | VA | ITS GROUP, INC. | AP | Male | \$0 | \$0 | \$0 |
| 3 | VA | A2 FEDERAL, INC. | AP | Male | \$1,705,282 | \$391,138 | \$1,314,144 |
| 3 | VA | SPATIAL FRONT INCORPORATED | AP | Male | \$118,613,089 | \$17,797,233 | \$100,815,856 |
| 3 | VA | BOVISION, LLC | AP | Male | \$203,258 | \$203,258 | \$0 |
| 3 | VA | ANEUKOR LLC | AP | Female | \$0 | \$0 | |
| 3 | VA | F-CONCEPTS, INC. | AP | Female | \$7,307,025 | \$6,689,482 | \$617,543 |
| 3 | VA | SAVANNAH SOLUTIONS, INC. | AP | Female | \$0 | \$0 | |
| 3 | VA | GUARDIAN ACCOUNTING SERVICES, INC. | AP | Male | \$0 | \$0 | |
| 3 | VA | ARCHITECTURAL DESIGN AND CONSULTING SERVICES, LLC | AP | Male | \$0 | \$0 | |
| 3 | VA | ROCCOMAR, INC. | AP | Male | \$2,908,959 | \$1,286,806 | \$1,622,153 |
| 3 | VA | APOGEE SYSTEMS CORPORATION | AP | Female | \$284,022 | \$284,022 | \$0 |
| 3 | VA | GDL SOLUTIONS, INC. | AP | Male | \$1,000,532 | \$0 | \$1,000,532 |
| 3 | VA | PROFESSIONAL VETS CONSULTING GROUP, LLC | AP | Male | \$3,262,274 | \$3,262,274 | \$0 |
| 3 | VA | ANCILE GROUP, INC. | AP | Male | \$235,902 | \$235,902 | \$0 |
| 3 | VA | SOLIEL L.L.C. | AP | Female | \$12,498,220 | \$6,026,285 | \$6,471,935 |
| 3 | VA | I10 INC | AP | Male | \$0 | \$0 | |
| 3 | VA | CENTEIO ASSOCIATES INCORPORATED | AP | Male | \$1,121,479 | \$0 | \$1,121,479 |
| 3 | VA | E-NOLIMITS CONSULTING INC | AP | Male | \$0 | \$0 | |
| 3 | VA | H2K SOLUTIONS INCORPORATED | AP | Male | \$2,604,579 | \$1,937,622 | \$666,957 |
| 3 | VA | LUMONET, INC. | AP | Female | \$0 | \$0 | |
| 3 | VA | COMP ENVIRONMENTAL, INC. | AP | Female | (\$135,270) | \$4,330 | (\$139,600) |
| 3 | VA | CONLIFF SOLUTIONS LLC | AP | Male | \$736,110 | \$231,969 | \$504,141 |
| 3 | VA | VIRTUS ENTERPRISE, LLC | AP | Female | \$125,000 | \$125,000 | \$0 |
| 3 | VA | SDC CONTRACTING, INC. | AP | Female | \$40,594 | \$53,094 | (\$12,500) |
| 3 | VA | VENIO SYSTEMS, LLC | AP | Male | \$0 | \$0 | |
| 3 | VA | JNG TECHNOLOGIES, LLC | AP | Male | \$0 | \$0 | |
| 3 | VA | CHOISYS TECHNOLOGY INC. | AP | Male | \$26,003,770 | \$15,786,883 | \$10,216,887 |
| 3 | VA | ELITE APPLIED SOLUTIONS LLC | AP | Male | \$295,910 | \$107,938 | \$187,972 |
| 3 | VA | PIVOT PATH SOLUTIONS, LLC | AP | Female | \$790,874 | \$0 | \$790,874 |
| 3 | VA | TITAN ONE ZERO, LLC | AP | Male | \$328,175 | \$0 | \$328,175 |
| 3 | VA | EACCOUNTING LLC | AP | Female | \$2,266,253 | \$2,266,253 | \$0 |
| 3 | VA | PBP SOLUTIONS LLC | AP | Female | \$0 | \$0 | \$0 |
| 3 | VA | DOLOGIC, INC. | AP | Male | \$1,661,490 | \$743,661 | \$917,830 |
| 3 | VA | TECHNOLOGY SCIENCE CORPORATION | AP | Female | \$698,047 | \$670,754 | \$27,293 |
| 3 | VA | YLC SOLUTIONS, LLC | AP | Male | \$0 | \$0 | |
| 3 | VA | FIRST DIVISION CONSULTING INC. | AP | Male | \$14,197,084 | \$2,423,716 | \$11,773,369 |
| 3 | VA | STUDIO M INTERNATIONAL, INC. | AP | Male | \$0 | \$0 | |
| 3 | VA | EPION LLC | AP | Male | \$264,970 | \$0 | \$264,970 |
| 3 | VA | BASECAMP CONSULTING AND SOLUTIONS LLC | AP | Male | \$0 | \$0 | \$0 |
| 3 | VA | PINAO CONSULTING LLC | AP | Female | \$2,265,341 | \$2,124,625 | \$140,717 |

FY 23 408 Report Appendix B

| | | | | | | | |
|---|----|---|----|--------|--------------|--------------|---------------|
| 3 | VA | PINNACLE GROUP ENGINEERING INC | AP | Female | \$0 | \$0 | \$0 |
| 3 | VA | CLEARVOYANT CONSULTING, LLC | AP | Male | \$0 | \$0 | |
| 3 | VA | CAPITOL MANAGEMENT CONSULTING SERVICES, INC | AP | Male | \$425,613 | \$0 | \$425,613 |
| 3 | VA | PARAGONE SOLUTIONS, INC. | AP | Female | \$13,323,212 | \$12,188,588 | \$1,134,624 |
| 3 | VA | NA CONSULTING, LLC | AP | Male | \$0 | \$0 | |
| 3 | VA | CTW SOLUTIONS LLC | AP | Female | \$1,604,551 | \$1,604,551 | \$0 |
| 3 | VA | DYNAMO TECHNOLOGIES LLC | AP | Male | \$54,216,651 | \$4,196,521 | \$50,020,130 |
| 3 | VA | C.O.A. VIRGINIA, INC. | AP | Male | \$3,068,877 | \$3,068,877 | \$0 |
| 3 | VA | HANA ENGINEERS AND CONSULTANTS, LLC | AP | Male | \$4,623,962 | \$1,810,468 | \$2,813,494 |
| 3 | VA | GLOBAL TUNNELS LIMITED COMPANY | AP | Male | \$1,230,532 | \$562,550 | \$667,982 |
| 3 | VA | TRIPOINT SOLUTIONS, LLC | AP | Male | \$29,574,073 | \$32,817,468 | (\$3,243,395) |
| 3 | VA | GOV SERVICES, INC. | AP | Female | \$0 | \$0 | |
| 3 | VA | ILLUMEN GROUP, INC. | AP | Male | \$2,351,293 | \$1,593,106 | \$758,186 |
| 3 | VA | AMERICAN CMG SERVICES, INC. | AP | Female | \$1,215,889 | \$1,149,426 | \$66,464 |
| 3 | VA | KALANI CONSULTING, INC. | AP | Male | \$1,810,230 | \$1,810,230 | \$0 |
| 3 | VA | BLUE COMPASS, LLC | AP | Female | \$1,039,400 | \$0 | \$1,039,400 |
| 3 | VA | ICONSLT, LLC | AP | Female | \$0 | \$0 | \$0 |
| 3 | VA | SOCIAL CAPITAL SOLUTIONS, INC. | AP | Female | \$0 | \$0 | |
| 3 | VA | NATIONWIDE IT SERVICES, INC. | AP | Male | \$70,105,340 | \$33,475,692 | \$36,629,648 |
| 3 | VA | TERRACOTTA TECHNOLOGIES, INC. | AP | Female | \$112,304 | \$100,304 | \$12,000 |
| 3 | VA | SENTINEL GROUP LLC | AP | Male | \$849,175 | \$0 | \$849,175 |
| 3 | VA | VEXTERRA GROUP LLC | AP | Female | \$0 | \$0 | \$0 |
| 3 | VA | LORDS TECHNOLOGIES INC. | AP | Female | \$0 | \$0 | \$0 |
| 3 | VA | LALAITH ASTOR TECHNICAL CONSULTING HOUSE, LLC | AP | Female | \$6,092,689 | \$1,177,461 | \$4,915,227 |
| 3 | VA | ENTERPRISE SOLUTIONS & MANAGEMENT CORPORATION | AP | Female | \$809,861 | \$0 | \$809,861 |
| 3 | VA | POINT ROCK SOLUTIONS, LLC | AP | Female | \$6,753,969 | \$6,682,039 | \$71,930 |
| 3 | VA | A W S CONSULTING INC | AP | Female | \$0 | \$0 | \$0 |
| 3 | VA | RIGHT SIZED SOLUTIONS, INC. | AP | Female | (\$250) | (\$250) | \$0 |
| 3 | VA | BLN, LLC | AP | Male | \$13,684,030 | \$6,779,390 | \$6,904,639 |
| 3 | VA | CAPLOCK SECURITY LLC | AP | Male | \$0 | \$0 | |
| 3 | VA | ZIEGLER COMMUNICATIONS, LLC | AP | Female | \$0 | \$0 | \$0 |
| 3 | VA | ATC CONTRACTING, INC. | AP | Female | \$0 | \$0 | |
| 3 | VA | AVID CORE, LLC | AP | Female | \$2,981,686 | \$2,981,686 | \$0 |
| 3 | VA | KO-AM ENTERPRISES, INC. | AP | Male | \$2,154,722 | \$2,154,722 | \$0 |
| 3 | VA | NIRA, INC. | AP | Female | \$7,697,361 | \$5,697,480 | \$1,999,881 |
| 3 | VA | CHANNEL IT SERVICES, LLC | AP | Female | \$333,324 | \$199,484 | \$133,840 |
| 3 | VA | VANTECA LLC | AP | Male | \$0 | \$0 | |
| 3 | VA | TPGI CPA LLC | AP | Female | \$755,415 | \$755,415 | \$0 |
| 3 | VA | NUVOLOGIC CONSULTING, INC. | AP | Female | \$3,933,765 | \$3,383,204 | \$550,561 |
| 3 | VA | ITFRASTRUCTURE, INC. | AP | Male | \$2,412,008 | \$1,913,060 | \$498,948 |
| 3 | VA | QUECON, INC. | AP | Male | \$4,477,288 | \$0 | \$4,477,288 |
| 3 | VA | REDWOOD STRATEGY GROUP INC. | AP | Female | \$3,360,184 | \$1,112,494 | \$2,247,690 |
| 3 | VA | TRILOGY SECURED SERVICES, L.L.C. | AP | Female | \$8,945,806 | \$8,465,004 | \$480,802 |

FY 23 408 Report Appendix B

| | | | | | | | |
|---|----|---|----|--------|---------------|---------------|--------------|
| 3 | VA | INFOTEK SYSTEMS AND SOLUTIONS INC. | AP | Male | \$0 | \$0 | |
| 3 | VA | MAGNUM MULTIMEDIA, INC. | AP | Male | \$4,784,588 | \$3,015,226 | \$1,769,362 |
| 3 | VA | PUEO BUSINESS SOLUTIONS LLC | AP | Male | \$4,315,881 | \$4,241,129 | \$74,752 |
| 3 | VA | DYNAMIC FACILITY DESIGNS, LLC | AP | Female | \$3,601,231 | \$506,601 | \$3,094,630 |
| 3 | VA | MYTH TECHNOLOGIES, LLC | AP | Female | \$0 | \$0 | \$0 |
| 3 | VA | INNOVATIVE NETWORKING TECHNOLOGY, INC. | AP | Female | \$1,799,018 | \$658,276 | \$1,140,742 |
| 3 | VA | VICENTE GROUP LLC, THE | AP | Female | \$0 | \$0 | |
| 3 | VA | PLUS ALPHA RESEARCH & CONSULTING, LLC | AP | Female | \$0 | \$0 | \$0 |
| 3 | VA | TOOBZ LLC | AP | Male | \$0 | \$0 | |
| 3 | VA | AXENFELD TECHNOLOGIES LLC | AP | Female | \$396,378 | \$396,378 | \$0 |
| 3 | VA | SOLVERE TECHNICAL GROUP, LLC | AP | Female | \$1,447,922 | \$0 | \$1,447,922 |
| 3 | VA | IOV SOLUTIONS LLC | AP | Male | \$0 | \$0 | \$0 |
| 3 | VA | DATA-CLEAR, LLC | AP | Female | \$0 | \$0 | |
| 3 | VA | YOUR NEXT JUMP LLC | AP | Male | \$0 | \$0 | |
| 3 | VA | PHIA LLC | AP | Male | \$3,956,875 | \$3,956,875 | \$0 |
| 3 | VA | OTOT TECHNOLOGIES LLC | AP | Male | \$155,541 | \$155,541 | \$0 |
| 3 | VA | SIENNA SYSTEMS CORPORATION | AP | Male | \$8,157,328 | \$7,014,964 | \$1,142,365 |
| 3 | VA | PIVOTAL POINT, LLC | AP | Female | \$544,018 | \$544,018 | \$0 |
| 3 | VA | JAM SYSTEMS LLC | BA | Female | \$755,135 | \$0 | \$755,135 |
| 3 | VA | PREMIER HEALTHCARE SERVICE, LLC | BA | Female | \$0 | \$0 | |
| 3 | VA | MICROHEALTH LLC | BA | Male | \$45,523,991 | \$22,229,979 | \$23,294,012 |
| 3 | VA | CASE HEALTHCARE SOLUTIONS, INC. | BA | Female | (\$1,037,322) | (\$1,037,322) | \$0 |
| 3 | VA | SANDS CONSULTING GROUP, INC. | BA | Male | \$602,822 | \$0 | \$602,822 |
| 3 | VA | CASE MANAGEMENT CONSULTING, LLC | BA | Female | \$1,148,629 | \$267,758 | \$880,871 |
| 3 | VA | ZIAS ARCHITECTURE AND ENGINEERING | BA | Male | \$0 | \$0 | \$0 |
| 3 | VA | BELLA INFORMATION SYSTEMS LLC | BA | Male | \$0 | \$0 | |
| 3 | VA | DIALLO GROUP, LLC, THE | BA | Male | \$0 | \$0 | \$0 |
| 3 | VA | SUPREME SOLUTIONS, INC. | BA | Male | \$8,034,734 | \$4,201,660 | \$3,833,074 |
| 3 | VA | ANCHORAGE CONSULTANTS LLC | BA | Male | \$0 | \$0 | |
| 3 | VA | TIMITRON CORPORATION | BA | Male | \$450,565 | \$354,937 | \$95,628 |
| 3 | VA | INTEGRITY CONSTRUCTION SERVICES, L.L.C. | BA | Male | \$0 | \$0 | |
| 3 | VA | TEAM81, INC. | BA | Male | \$0 | \$0 | |
| 3 | VA | ACCESS ACCOUNTING TAX SERVICES P.L.L.C. | BA | Male | \$0 | \$0 | |
| 3 | VA | GCUBED ENTERPRISES, INC. | BA | Male | \$4,101,588 | \$3,767,312 | \$334,276 |
| 3 | VA | CLEAR WATER CLEANING SERVICE LLC | BA | Male | \$0 | \$0 | |
| 3 | VA | BIO.NET ELECTRIC LLC | BA | Male | \$0 | \$0 | |
| 3 | VA | POTOMAC HAVEN INC. | BA | Female | \$2,311,299 | \$2,058,992 | \$252,307 |
| 3 | VA | ADVANCE TELECOM PROCESS, LLC | BA | Male | \$0 | \$0 | |
| 3 | VA | II CORPS CONSULTANTS, INC. | BA | Male | \$12,749,001 | \$539,688 | \$12,209,313 |
| 3 | VA | APERIO GLOBAL, LLC | BA | Male | \$0 | \$0 | \$0 |
| 3 | VA | B WILLIAMS RESOURCES INC | BA | Male | \$0 | \$0 | |

FY 23 408 Report Appendix B

| | | | | | | | |
|---|----|---|----|--------|--------------|-------------|-------------|
| 3 | VA | SHEDRICK ENTERPRISES LLC | BA | Male | \$0 | \$0 | |
| 3 | VA | A3 SYSTEMS CORPORATION | BA | Male | \$2,339,136 | \$200,583 | \$2,138,552 |
| 3 | VA | BUILDTEC CORP. | BA | Male | \$3,207,642 | \$2,460,263 | \$747,379 |
| 3 | VA | RESOLUTION THINK LLC | BA | Female | \$2,354,233 | \$2,354,233 | \$0 |
| 3 | VA | PORTALS LLC | BA | Male | \$0 | \$0 | |
| 3 | VA | 2NDWAVE LLC | BA | Male | \$8,859,536 | \$3,566,836 | \$5,292,701 |
| 3 | VA | DOMINION BUILDERS & CONTRACTING, LLC | BA | Male | \$0 | \$0 | |
| 3 | VA | FASTBREAK GENERAL CONTRACTORS LLC | BA | Male | \$0 | \$0 | \$0 |
| 3 | VA | HASSAN WATER RESOURCES, PLC | BA | Male | \$0 | \$0 | \$0 |
| 3 | VA | PLATINUM PAINTING LLC | BA | Male | \$1,393,893 | \$0 | \$1,393,893 |
| 3 | VA | PRIVATE PUBLIC SOLUTIONS LLC | BA | Male | \$0 | \$0 | |
| 3 | VA | SANDHURST-AEC, LLC | BA | Male | \$444,610 | \$589,229 | (\$144,618) |
| 3 | VA | STANDARD INFORMATION TECHNOLOGY, INC. | BA | Male | \$0 | \$0 | |
| 3 | VA | SUN CHASE MEDIA, L.L.C. | BA | Male | \$90,000 | \$0 | \$90,000 |
| 3 | VA | DECERIS LLC | BA | Male | \$903,510 | \$364,014 | \$539,496 |
| 3 | VA | YHF SOLUTIONS, INC. | BA | Male | \$0 | \$0 | \$0 |
| 3 | VA | N.A.C.E. INCORPORATED | BA | Female | \$0 | \$0 | |
| 3 | VA | SAFECO INC. | BA | Male | \$3,500,892 | \$654,406 | \$2,846,486 |
| 3 | VA | DATA-TRONIX INC | BA | Male | \$0 | \$0 | |
| 3 | VA | SUPERIOR GLOBAL SOLUTIONS, INC. | BA | Female | \$0 | \$0 | |
| 3 | VA | LOGISTICS SCIENCE ENGINEERING & TECHNOLOGY L.L.C. | BA | Male | \$0 | \$0 | |
| 3 | VA | SQUIRE'S OFFICE SERVICES, LLC | BA | Female | \$0 | \$0 | \$0 |
| 3 | VA | UPSLOPE ADVISORS INC. | BA | Male | \$1,661,439 | \$1,661,439 | \$0 |
| 3 | VA | INFO GAIN CONSULTING LLC | BA | Male | \$3,557,927 | \$680,090 | \$2,877,837 |
| 3 | VA | GUARDIAN IT SOLUTIONS GROUP, INC. | BA | Male | \$179,400 | \$0 | \$179,400 |
| 3 | VA | SESOM CONSULTANTS LLC | BA | Male | \$2,445,818 | \$2,445,818 | \$0 |
| 3 | VA | YOUTH EMPOWERS SERVICE LLC | BA | Female | \$846,780 | \$846,780 | \$0 |
| 3 | VA | OPTIMA KITCHEN & BATH DESIGN AND REMODELING LLC | BA | Male | \$0 | \$0 | |
| 3 | VA | IMMERSE ANALYTICS LLC | BA | Female | \$0 | \$0 | |
| 3 | VA | GEOLOGYREVIEW, LLC | BA | Male | \$0 | \$0 | |
| 3 | VA | ACCEL SOLUTIONS LLC | BA | Female | \$1,598,776 | \$0 | \$1,598,776 |
| 3 | VA | KENNEY BUSINESS SOLUTIONS, INC. | BA | Male | \$7,141,397 | \$282,514 | \$6,858,882 |
| 3 | VA | TIDEWATER PLANNING & DESIGN LLC | BA | Female | \$0 | \$0 | |
| 3 | VA | MERZIER PROCESS GROUP, LLC | BA | Female | \$0 | \$0 | \$0 |
| 3 | VA | FREEDOM INTERNATIONAL INC. | BA | Female | \$2,601,212 | \$2,449,005 | \$152,207 |
| 3 | VA | PT78 LLC | BA | Male | \$7,728,577 | \$4,714,005 | \$3,014,572 |
| 3 | VA | STRATA CONSULTING SERVICES LLC | BA | Male | \$0 | \$0 | \$0 |
| 3 | VA | J&F ALLIANCE GROUP INC. | BA | Female | \$0 | \$0 | |
| 3 | VA | CLAXTON LOGISTICS SERVICES, LLC | BA | Male | \$10,971,384 | \$7,225,190 | \$3,746,194 |
| 3 | VA | INTERMODAL LOGISTICS CONSULTING INC. | BA | Male | \$59,176 | \$0 | \$59,176 |

FY 23 408 Report Appendix B

| | | | | | | | |
|---|----|---|----|--------|--------------|--------------|-------------|
| 3 | VA | FOR HIS GLORY TRUCKING LLC | BA | Female | \$0 | \$0 | |
| 3 | VA | ALEXTON INCORPORATED | BA | Female | \$12,117,327 | \$6,398,939 | \$5,718,388 |
| 3 | VA | 2 TWELVE SOLUTIONS LLC | BA | Male | \$4,174,674 | \$4,174,674 | \$0 |
| 3 | VA | FREDRICK OAK CONSULTING, LLC | BA | Male | \$358,935 | \$0 | \$358,935 |
| 3 | VA | DURHAM MOORE ADROIT SOLUTIONS INC. | BA | Male | \$0 | \$0 | |
| 3 | VA | MCH CONSULTING SERVICES, LLC | BA | Female | \$1,522,555 | \$1,454,019 | \$68,536 |
| 3 | VA | SYSTEM INNOVATION, LLC | BA | Female | \$480,000 | \$0 | \$480,000 |
| 3 | VA | ASH, CORY | BA | Male | \$382,122 | \$382,122 | \$0 |
| 3 | VA | AGIL3 TECHNOLOGY SOLUTIONS, LLC | BA | Female | \$7,196,941 | \$2,644,761 | \$4,552,180 |
| 3 | VA | D & A TECHNOLOGIES, GOVERNMENT SOLUTIONS, LLC | BA | Male | \$922,043 | \$282,240 | \$639,803 |
| 3 | VA | XN STRATEGIC, LLC | BA | Female | \$0 | \$0 | \$0 |
| 3 | VA | SEDULOUS CONSULTING SERVICES, LLC | BA | Male | \$6,047,497 | \$1,444,208 | \$4,603,288 |
| 3 | VA | COMPREHENSIVE FINANCIAL SOLUTIONS, LLC | BA | female | \$2,580,365 | \$0 | \$2,580,365 |
| 3 | VA | T PLUMBING & LANDSCAPING LLC | BA | Male | \$0 | \$0 | |
| 3 | VA | MCDEMUS & CO., LLC | BA | Male | \$107,289 | \$0 | \$107,289 |
| 3 | VA | D&O SECURITY SOLUTIONS LLC | BA | Female | \$509,386 | \$0 | \$509,386 |
| 3 | VA | JUSTUS CORPORATION | BA | Male | \$0 | \$0 | \$0 |
| 3 | VA | SMITH'S EPOXY COATINGS, INC. | BA | Male | \$0 | \$0 | |
| 3 | VA | ANTEAN TECHNOLOGY LLC | BA | Female | \$0 | \$0 | \$0 |
| 3 | VA | LEUMAS RESIDENTIAL LLC | BA | Male | \$29,951,977 | \$29,951,977 | \$0 |
| 3 | VA | ARRIKAI LLC | BA | Male | \$394,654 | \$0 | \$394,654 |
| 3 | VA | CIO FEDERAL IT INC. | BA | Male | \$0 | \$0 | |
| 3 | VA | 1CLICKSECURITY, LLC | BA | Male | \$0 | \$0 | \$0 |
| 3 | VA | PATHWAY PARTNERS LLC | BA | Male | \$2,465,076 | \$2,465,076 | \$0 |
| 3 | VA | K2 CONTRACTING GROUP, LLC | BA | Male | \$17,150,174 | \$9,461,606 | \$7,688,568 |
| 3 | VA | SYSTEMS THINKING & SOLUTIONS, INC. | BA | Male | \$0 | \$0 | \$0 |
| 3 | VA | NELSON ENTERPRISE TECHNOLOGY SERVICES LLC | BA | Male | \$5,020,272 | \$4,519,756 | \$500,516 |
| 3 | VA | SHIELD ANALYSIS TECHNOLOGY, LLC | BA | Female | \$1,989,271 | \$1,989,271 | \$0 |
| 3 | VA | SOLOMON SOLUTIONS GROUP LLC | BA | Female | \$0 | \$0 | |
| 3 | VA | SDLC PLUS LLC | BA | Male | \$0 | \$0 | |
| 3 | VA | TRUBEST ENTERPRISE SOLUTIONS, LLC | BA | Male | \$0 | \$0 | \$0 |
| 3 | VA | GOOSE CREEK CONSULTING L.L.C. | BA | Male | \$414,000 | \$0 | \$414,000 |
| 3 | VA | ASJ IT SERVICES. LLC | BA | Female | \$4,650,792 | \$2,876,753 | \$1,774,039 |
| 3 | VA | GLOBALKYNNECT SOLUTIONS, LLC | BA | Male | \$0 | \$0 | |
| 3 | VA | ELYSSE INTERIORS, LLC | BA | Male | \$1,864,011 | \$1,614,383 | \$249,628 |
| 3 | VA | BREAKFORTH SOLUTIONS INCORPORATED | BA | Female | \$11,047,856 | \$4,184,867 | \$6,862,989 |
| 3 | VA | ASKEW GROUP, L.L.C. | BA | Female | \$68,977 | \$69,513 | (\$536) |
| 3 | VA | ALEXANDRIA PEST SERVICES, INC | BA | Male | \$1,964,558 | \$578,018 | \$1,386,540 |
| 3 | VA | TR SELLERS & ASSOCIATES LLC | BA | Male | \$0 | \$0 | |
| 3 | VA | SPN SOLUTIONS INC. | BA | Male | \$19,754,284 | \$19,754,284 | \$0 |
| 3 | VA | JLGOV LLC | BA | Male | \$839,252 | \$839,252 | \$0 |

FY 23 408 Report Appendix B

| | | | | | | | |
|---|----|---|----|--------|--------------|--------------|--------------|
| 3 | VA | KINETIC METRICS, LLC | BA | Male | \$250,065 | \$0 | \$250,065 |
| 3 | VA | STRATEGIC ENDEAVOR, LLC | BA | Male | \$0 | \$0 | \$0 |
| 3 | VA | TIS3, LLC | BA | Male | \$1,396,583 | \$0 | \$1,396,583 |
| 3 | VA | CONSEC SOLUTIONS, INC. | BA | Male | \$840,626 | \$840,626 | \$0 |
| 3 | VA | ACQUISITION EXPERTS, LLC | BA | Male | \$9,024,958 | \$5,947,394 | \$3,077,564 |
| 3 | VA | MEADOWS CMPG, INC. | BA | Female | \$10,232,531 | \$7,704,538 | \$2,527,993 |
| 3 | VA | NEW DOMINION CONSTRUCTION LLC | BA | Male | \$32,938,259 | \$15,593,690 | \$17,344,568 |
| 3 | VA | SHARPEDG, LLC | BA | Female | \$0 | \$0 | |
| 3 | VA | CLEARWATERS INDUSTRY SOLUTIONS, LLC | BA | Male | \$0 | \$0 | \$0 |
| 3 | VA | MYRIAD MEDIA INTERACTIVE COMMUNICATION | BA | Male | \$0 | \$0 | |
| 3 | VA | LINKITALL LLC | BA | Female | \$5,022,108 | \$4,893,223 | \$128,885 |
| 3 | VA | JP LOGISTICS & CONSULTING, LLC | BA | Male | \$3,797,674 | \$1,590,902 | \$2,206,772 |
| 3 | VA | PERFORMANCE MANAGEMENT SERVICES, LLC | BA | Male | \$0 | \$0 | |
| 3 | VA | MALLETTE GROUP LLC THE | BA | Male | \$141,295 | \$0 | \$141,295 |
| 3 | VA | GUROO LLC | BA | Male | \$8,678,698 | \$6,748,876 | \$1,929,822 |
| 3 | VA | AZ CYBER SECURITY SOLUTIONS, INC | BA | Male | \$7,462,998 | \$7,462,998 | \$0 |
| 3 | VA | MT. OLIVET GROUP, LLC, THE | BA | Male | \$66,721 | \$0 | \$66,721 |
| 3 | VA | WAI & ASSOCIATES, PLLC | BA | Male | \$1,232,573 | \$1,232,573 | \$0 |
| 3 | VA | POLARIS CONSULTING GROUP, INC | BA | Male | \$418,737 | \$418,737 | \$0 |
| 3 | VA | GENESYS LLC | BA | Male | \$0 | \$0 | |
| 3 | VA | REALTIME TECHNICAL SOLUTIONS LLC | BA | Male | \$0 | \$0 | |
| 3 | VA | SINGTON LLC | BA | Male | \$937 | \$0 | \$937 |
| 3 | VA | JH MILES & ASSOCIATES, INC. | BA | Male | \$456,389 | \$456,389 | \$0 |
| 3 | VA | DIGITAL CLOAK, LLC | BA | Female | \$13,482,082 | \$9,160,604 | \$4,321,478 |
| 3 | VA | SUPEREON, LLC | BA | Female | \$130,319 | \$0 | \$130,319 |
| 3 | VA | DJS FINANCIAL SERVICES LLC | BA | Male | \$10,866,466 | \$3,940,515 | \$6,925,951 |
| 3 | VA | BUOY SOLUTIONS LLC | BA | Male | \$0 | \$0 | |
| 3 | VA | SIMPLIFIED SOLUTIONS SYSTEMS LLC | BA | Female | \$0 | \$0 | |
| 3 | VA | SABREE SOFTWARE SERVICES, INC. | BA | Female | \$0 | \$0 | \$0 |
| 3 | VA | ALEJO CONSULTING INC. | BA | Male | \$0 | \$0 | \$0 |
| 3 | VA | SAK MANAGEMENT CONSULTING LLC | BA | Male | \$0 | \$0 | |
| 3 | VA | HANCOCK AND POOLE SECURITY INCORPORATED | BA | Male | \$0 | \$0 | |
| 3 | VA | TNDA TECHNOLOGIES INC. | BA | Male | \$4,664,510 | \$3,059,125 | \$1,605,385 |
| 3 | VA | PRIMCORP, LLC | BA | Male | \$7,191,690 | \$6,346,828 | \$844,863 |
| 3 | VA | LEGRANDE TECHNICAL AND SOCIAL SERVICES, LLC | BA | Male | \$0 | \$0 | \$0 |
| 3 | VA | TIME SYSTEMS LLC | BA | Male | \$5,479,463 | \$5,479,463 | \$0 |
| 3 | VA | STAR CYPRESS PARTNERS LLC | BA | Male | \$3,550,469 | \$2,384,871 | \$1,165,597 |
| 3 | VA | YEARGIN CONTRACTORS LLC | BA | Male | \$0 | \$0 | |
| 3 | VA | CHARLES F BOLDEN GROUP LLC | BA | Male | \$0 | \$0 | |

FY 23 408 Report Appendix B

| | | | | | | | |
|---|----|--|----|--------|--------------|--------------|--------------|
| 3 | VA | SAGITAE SOLUTIONS LIMITED LIABILITY COMPANY | BA | Female | \$2,460,775 | \$899,741 | \$1,561,035 |
| 3 | VA | BLUE CONSTRUCTION SERVICES LLC | BA | Female | \$27,554,832 | \$25,688,420 | \$1,866,412 |
| 3 | VA | MILLS MARINE & SHIP REPAIR LLC | BA | Male | \$9,051,208 | \$4,974,020 | \$4,077,188 |
| 3 | VA | KINARAS SOLUTIONS, INC. | BA | Male | \$227,292 | \$0 | \$227,292 |
| 3 | VA | LBO TECHNOLOGY LLC | BA | Male | \$6,023,393 | \$4,530,427 | \$1,492,966 |
| 3 | VA | STEMBOARD, LLC | BA | Female | \$2,169,410 | \$2,169,410 | \$0 |
| 3 | VA | SOLVITUR SYSTEMS LLC | BA | Male | \$0 | \$0 | \$0 |
| 3 | VA | DW SOLUTIONS, LLC | BA | Male | \$1,731,189 | \$1,700,093 | \$31,096 |
| 3 | VA | PHAETON SOLUTIONS LLC | BA | Male | \$643,491 | \$156,163 | \$487,328 |
| 3 | VA | ZB TRAINING SOLUTIONS LLC | BA | Male | \$402,169 | \$0 | \$402,169 |
| 3 | VA | SEVENTH SENSE CONSULTING, LLC | BA | Male | \$30,080,468 | \$11,776,111 | \$18,304,357 |
| 3 | VA | TJC JANITORIAL, INC | BA | Male | \$0 | \$0 | |
| 3 | VA | INSPIRED SOLUTIONS, INC. | BA | Female | \$34,900 | \$0 | \$34,900 |
| 3 | VA | IRONSHIELD CONSULTING, LLC | BA | Male | \$0 | \$0 | |
| 3 | VA | RFK SOLUTIONZ, CORPORATION | BA | Female | \$809,795 | \$264,895 | \$544,900 |
| 3 | VA | ORGANIZATIONAL DEVELOPMENT RESOURCE GROUP, LLC | BA | Female | \$7,037,715 | \$2,940,047 | \$4,097,667 |
| 3 | VA | CREST SECURITY ASSURANCE LLC | BA | Female | \$4,433,786 | \$4,015,797 | \$417,989 |
| 3 | VA | TUSKEGEE CONTRACTING, LLC | BA | Male | \$2,061,223 | \$2,048,107 | \$13,116 |
| 3 | VA | SOUTHPOINT CONSULTING INC. | BA | Female | \$12,252,328 | \$12,252,328 | \$0 |
| 3 | VA | M.E.G. RELIANCE SERVICES LLC | BA | Male | \$3,994 | \$0 | \$3,994 |
| 3 | VA | BVB TECH LLC | BA | Male | \$0 | \$0 | |
| 3 | VA | G.S.S.I SOLUTIONS INC. | BA | Male | \$1,136,472 | \$1,136,472 | \$0 |
| 3 | VA | ADVANCED PROGRAM ANALYTICS, LLC | BA | Male | \$486,828 | \$486,828 | \$0 |
| 3 | VA | GREENE STREET COMMUNICATIONS, LLC | BA | Male | \$669,471 | \$669,471 | \$0 |
| 3 | VA | ALL AFFAIRS TRANSPORTATION, LLC | BA | Male | \$1,375,811 | \$345,115 | \$1,030,696 |
| 3 | VA | MCCORY CONSTRUCTION COMPANY LLC | BA | Female | \$0 | \$0 | |
| 3 | VA | CHARSOFT CONSULTING | BA | Female | \$0 | \$0 | |
| 3 | VA | BUILD YOUR DREAM INVESTMENTS INC. | BA | Male | \$0 | \$0 | |
| 3 | VA | CREATIVE DESIGN METTLE LLC | BA | Female | \$0 | \$0 | |
| 3 | VA | WORLD SERVICES LLC | BA | Male | \$5,013,568 | \$5,013,568 | \$0 |
| 3 | VA | APL SOLUTIONS LLC | BA | Female | \$0 | \$0 | |
| 3 | VA | ARRINGTON COACHING, LLC | BA | Male | \$0 | \$0 | |
| 3 | VA | BARON COMMUNICATIONS INCORPORATED | BA | Female | \$6,974,793 | \$6,009,977 | \$964,816 |
| 3 | VA | POTOMAC MANAGEMENT SOLUTIONS, LLC | BA | Female | \$2,655,237 | \$2,270,363 | \$384,874 |
| 3 | VA | BROAD SYSTEMS INTERNATIONAL LLC | BA | Male | \$122,880 | \$122,880 | \$0 |
| 3 | VA | AGILE BUSINESS CONCEPTS LLC | BA | Female | \$1,426,287 | \$1,426,287 | \$0 |
| 3 | VA | ACQUISITION PROFESSIONALS LLC | BA | Female | \$10,184,457 | \$3,009,372 | \$7,175,086 |
| 3 | VA | SHR CONSULTING GROUP, LLC | BA | Female | \$16,852,851 | \$3,244,385 | \$13,608,466 |

FY 23 408 Report Appendix B

| | | | | | | | |
|---|----|---|----|--------|--------------|--------------|--------------|
| 3 | VA | OBAN CORPORATION | BA | Male | \$1,846,065 | \$1,821,030 | \$25,034 |
| 3 | VA | PROFESSIONALS HIR, LLC | BA | Female | \$28,793,180 | \$21,656,520 | \$7,136,659 |
| 3 | VA | STYLE & IMAGE NETWORK, LLC | BA | Female | \$0 | \$0 | |
| 3 | VA | PEAC, LLC | BA | Male | \$0 | \$0 | |
| 3 | VA | ANDERSON CONSULTING & TRAINING, LLC | BA | Male | \$0 | \$0 | |
| 3 | VA | MHOLLAND GROUP | BA | Female | \$1,096,669 | \$1,096,669 | \$0 |
| 3 | VA | BRIGHT GLOBAL STRATEGIES, LLC | BA | Male | \$0 | \$0 | |
| 3 | VA | JOACHIM GROUP, CPA'S & CONSULTANTS, LLC, THE | BA | Male | \$1,361,259 | \$1,308,199 | \$53,060 |
| 3 | VA | FORWARD INNOVATION GROUP, LLC | BA | Male | \$0 | \$0 | \$0 |
| 3 | VA | TAMARACK TECHNOLOGIES, INC. | BA | Male | \$250,992 | \$0 | \$250,992 |
| 3 | VA | GREEN POWERED TECHNOLOGY LLC | BA | Male | \$24,502,366 | \$2,210,797 | \$22,291,569 |
| 3 | VA | HEALTH INFORMATION TECHNOLOGY SOLUTIONS, LLC | BA | Female | \$0 | \$0 | \$0 |
| 3 | VA | MYLES CONSULTING GROUP, LLC | BA | Male | \$0 | \$0 | |
| 3 | VA | PBG CONSULTING, LLC | BA | Female | \$32,067,063 | \$4,721,534 | \$27,345,528 |
| 3 | VA | BLACKFISH FEDERAL, LLC | BA | Male | \$20,886,862 | \$20,904,010 | (\$17,148) |
| 3 | VA | BAAM INDUSTRIAL CLEANING SERVICES, INC | BA | Male | \$0 | \$0 | |
| 3 | VA | OBSIDIAN SOLUTIONS GROUP LLC | BA | Male | \$46,079,660 | \$31,158,519 | \$14,921,141 |
| 3 | VA | XENIA SYSTEMS LLC | BA | Male | \$0 | \$0 | \$0 |
| 3 | VA | MASEGO INC. | BA | Male | \$0 | \$0 | |
| 3 | VA | Bailey Information Technology Consultants, LLC | BA | Male | \$1,475,601 | \$1,475,601 | \$0 |
| 3 | VA | CYPHER, LLC | BA | Male | \$2,745,845 | \$289,656 | \$2,456,190 |
| 3 | VA | SKIES THE LIMIT ACADEMY LLC | BA | Female | \$2,949,791 | \$2,514,723 | \$435,069 |
| 3 | VA | ARTI, INCORPORATED | BA | Male | \$0 | \$0 | \$0 |
| 3 | VA | N. WESLEY PUGHSLEY, JR. CPA AND ASSOCIATES, P.L.C | BA | Male | \$0 | \$0 | |
| 3 | VA | PATRIOT STRATEGIES, LLC | BA | Male | \$14,761,237 | \$7,296,087 | \$7,465,150 |
| 3 | VA | HISOFT SOLUTIONS L.L.C. | BA | Male | \$0 | \$0 | |
| 3 | VA | EMNIT, LLC | BA | Male | \$0 | \$0 | |
| 3 | VA | D.C.G. ENTERPRISE LLC | BA | Female | \$0 | \$0 | |
| 3 | VA | NEXT LEVEL ADVISORY SERVICES, LLC | BA | Male | \$845,436 | \$0 | \$845,436 |
| 3 | VA | LONGEVITI LLC | BA | Male | \$7,183,367 | \$7,183,367 | \$0 |
| 3 | VA | KAPAX SOLUTIONS LLC | BA | Female | \$258,213 | \$258,213 | \$0 |
| 3 | VA | CAPITAL GATEWAY CONSULTING LLC | BA | Male | \$0 | \$0 | |
| 3 | VA | AALIS MANAGEMENT CONSULTING LLC | BA | Female | \$3,130,069 | \$2,929,602 | \$200,467 |
| 3 | VA | AL WALKER ELECTRIC LLC | BA | Male | \$5,561,188 | \$5,561,188 | \$0 |
| 3 | VA | TM3 SOLUTIONS, INC | BA | Male | \$13,724,024 | \$10,325,652 | \$3,398,372 |
| 3 | VA | BRIDGECROSS, LLC | BA | Female | \$41,340 | \$0 | \$41,340 |
| 3 | VA | CAPITOL BRIDGE, LLC | BA | Male | \$8,540,851 | \$8,540,851 | \$0 |
| 3 | VA | KETA TECHNOLOGIES, L.L.C. | BA | Male | \$0 | \$0 | \$0 |
| 3 | VA | ARTTRA INC. | BA | Male | \$3,069,377 | \$3,069,377 | \$0 |
| 3 | VA | IT DATA CONSULTING L.L.C. | BA | Male | \$12,513,980 | \$11,729,293 | \$784,687 |

FY 23 408 Report Appendix B

| | | | | | | | |
|---|----|---|----|--------|--------------|--------------|--------------|
| 3 | VA | MARK TURNER CONSTRUCTION, LLC | BA | Male | \$868,773 | \$868,773 | \$0 |
| 3 | VA | SOBIS, INC. | BA | Female | \$0 | \$0 | |
| 3 | VA | PROCUREMENT & ACQUISITION CENTER OF EXCELLENCE, LLC | BA | Male | \$9,943,545 | \$9,776,821 | \$166,724 |
| 3 | VA | VANJURE LLC | BA | Male | \$0 | \$0 | |
| 3 | VA | ETRANSERVICES CORP. | BA | Male | \$1,058,372 | \$119,432 | \$938,940 |
| 3 | VA | AGILERANK LLC | BA | Male | \$8,489,384 | (\$7,039) | \$8,496,423 |
| 3 | VA | INTELLIVERSE SOLUTIONS GROUP LLC | BA | Male | \$0 | \$0 | \$0 |
| 3 | VA | HORIZON GLOBAL PARTNERS LLC | BA | Male | \$160,084 | \$0 | \$160,084 |
| 3 | VA | NELSON INTELLIGENCE SOLUTIONS LLC | BA | Male | \$5,852 | \$0 | \$5,852 |
| 3 | VA | CACG, LLC | BA | Male | \$3,810,432 | \$3,810,432 | \$0 |
| 3 | VA | AEROBODIES FITNESS COMPANY, INC. | BA | Female | \$1,735,597 | \$1,323,047 | \$412,550 |
| 3 | VA | UNIVERSAL EVOIP TRANSITIONS LLC | BA | Male | \$0 | \$0 | \$0 |
| 3 | VA | GABRIEL ENTERPRISES CONSULTING GROUP LLC | BA | Female | \$855,506 | \$855,506 | \$0 |
| 3 | VA | FANTOM CORPORATION | BA | Male | \$0 | \$0 | \$0 |
| 3 | VA | BESPOKE CORPS LLC | BA | Male | \$0 | \$0 | |
| 3 | VA | JONES CONTRACTING SERVICES LLC | BA | Male | \$0 | \$0 | |
| 3 | VA | FWD THINK, LLC | BA | Female | \$5,064,457 | \$4,510,318 | \$554,139 |
| 3 | VA | RV SINKLER, LLC | BA | Male | \$0 | \$0 | |
| 3 | VA | BLACK, BEN | BA | Male | \$0 | \$0 | |
| 3 | VA | OME SOLUTIONS L.L.C. | BA | Male | \$0 | \$0 | |
| 3 | VA | AFFINITY NETWORKS, INC. | BA | Male | \$0 | \$0 | \$0 |
| 3 | VA | ASSENT ADVISORY GROUP LLC | BA | Male | \$1,009,990 | \$115,508 | \$894,482 |
| 3 | VA | RHEIN TECH LABORATORIES, INC. | BA | Male | \$0 | \$0 | \$0 |
| 3 | VA | OPTIMUM PERFORMANCE & STRATEGIC CONSULTING, LLC | BA | Male | \$419,840 | \$419,840 | \$0 |
| 3 | VA | D&G SUPPORT SERVICES, LLC | HA | Female | \$36,207,182 | \$3,381,793 | \$32,825,389 |
| 3 | VA | ZENPOINT SOLUTIONS LLC | HA | Female | \$624,464 | \$624,464 | \$0 |
| 3 | VA | ADVETCO, LLC | HA | Female | \$0 | \$0 | |
| 3 | VA | RBA ENGINEERING INTERNATIONAL PLLC | HA | Male | \$4,839,726 | \$0 | \$4,839,726 |
| 3 | VA | APPLE 1 ENTERPRISES INC | HA | Female | \$0 | \$0 | |
| 3 | VA | EAGLE PRO CLEAN INC. | HA | Male | \$2,967,687 | \$2,967,687 | \$0 |
| 3 | VA | ARETEC, INC. | HA | Male | \$9,297,550 | \$3,313,284 | \$5,984,266 |
| 3 | VA | BANA SOLUTIONS, LLC | HA | Male | \$4,153,234 | \$3,982,609 | \$170,625 |
| 3 | VA | DUMOUR SERVICES LLC | HA | Female | \$0 | \$0 | |
| 3 | VA | CATALYST OPERATIONS & ANALYTICS, LLC | HA | Male | \$0 | \$0 | |
| 3 | VA | CARNWENNAN LLC | HA | Male | \$116,744 | \$50,567 | \$66,177 |
| 3 | VA | ARRONA TECH LLC | HA | Male | \$0 | \$0 | |
| 3 | VA | 24-7 GREASE TRAP & PLUMBING, INC. | HA | Female | \$24,411 | \$0 | \$24,411 |
| 3 | VA | R. H. CONTRACTING, INC. | HA | Male | \$574,373 | \$574,373 | \$0 |
| 3 | VA | MIG GOV, LLC | HA | Male | \$37,876,774 | \$34,603,380 | \$3,273,394 |
| 3 | VA | ALETO, INC. | HA | Male | \$13,161,896 | \$9,752,532 | \$3,409,363 |

FY 23 408 Report Appendix B

| | | | | | | | |
|---|----|--|----|--------|--------------|--------------|--------------|
| 3 | VA | 3PATS SYSTEMS LLC | HA | Male | \$0 | \$0 | |
| 3 | VA | INQWEST INC. | HA | Male | \$0 | \$0 | \$0 |
| 3 | VA | SERENA CONSTRUCTION, LLC | HA | Male | \$2,078,788 | \$2,078,788 | \$0 |
| 3 | VA | GFY LOGISTICS LLC | HA | Male | \$0 | \$0 | |
| 3 | VA | TRINITY GLOBAL CONSULTING, LLC | HA | Male | \$986,210 | \$711,570 | \$274,640 |
| 3 | VA | RIOS PARTNERS, LLC | HA | Male | \$21,292,796 | \$4,941,744 | \$16,351,052 |
| 3 | VA | IP CONSULTING INC. | HA | Male | \$28,400 | \$25,368 | \$3,032 |
| 3 | VA | 1102 CO. | HA | Male | \$1,147,690 | \$0 | \$1,147,690 |
| 3 | VA | CJC SUPPORT SERVICES LLC | HA | Male | \$0 | \$0 | |
| 3 | VA | REVTEK SOLUTIONS, LLC | HA | Male | \$2,006,500 | \$2,006,500 | \$0 |
| 3 | VA | WINDROSE VISION, LLC | HA | Female | \$0 | \$0 | |
| 3 | VA | CONVERGENCE CARPENTRY, LLC | HA | Male | \$0 | \$0 | |
| 3 | VA | PROMINENT EDGE LLC | HA | Male | \$614,422 | \$614,422 | \$0 |
| 3 | VA | SYMPOSIT LLC | HA | Male | \$56,000 | \$0 | \$56,000 |
| 3 | VA | TAMAYO FEDERAL SOLUTIONS, LLC | HA | Female | \$2,811,959 | \$2,811,959 | \$0 |
| 3 | VA | AXIS GLOBAL ENTERPRISES, INC. | HA | Male | \$0 | \$0 | \$0 |
| 3 | VA | DEBORN CONSTRUCTION, INC. | HA | Male | \$79,000 | \$0 | \$79,000 |
| 3 | VA | NTS SERVICES LLC | HA | Female | \$4,793,123 | \$4,533,944 | \$259,179 |
| 3 | VA | SANCORP CONSULTING, LLC | HA | Male | \$16,271,729 | \$10,484,756 | \$5,786,973 |
| 3 | VA | EFFICIENCY GROUP, LLC, THE | HA | Male | \$3,284,192 | \$442,908 | \$2,841,285 |
| 3 | VA | BUILDING PEOPLE, LLC, THE | HA | Male | \$81,549,009 | \$26,380,155 | \$55,168,854 |
| 3 | VA | ALLGREEN LANDSCAPE COMPANY | HA | Male | \$693,207 | \$693,207 | \$0 |
| 3 | VA | EMINENT IT LLC | HA | Male | \$2,751,752 | \$2,751,752 | \$0 |
| 3 | VA | BSA CONTRACTORS, LLC | HA | Male | \$1,571,866 | \$1,571,866 | \$0 |
| 3 | VA | FREEWORLD TECHNOLOGIES INC | HA | Female | \$0 | \$0 | |
| 3 | VA | DEVILLIERS TECHNOLOGY SOLUTIONS LLC | HA | Male | \$232,724 | \$83,150 | \$149,574 |
| 3 | VA | GREY STREET CONSULTING, LLC | HA | Female | \$6,005,271 | \$2,953,364 | \$3,051,906 |
| 3 | VA | ALLCON CONTRACTING CORPORATION | HA | Female | \$0 | \$0 | |
| 3 | VA | RCE CONSTRUCTION, LLC | HA | Male | \$0 | \$0 | |
| 3 | VA | ABACO STRATEGY, LLC | HA | Female | \$8,321,772 | \$4,281,401 | \$4,040,371 |
| 3 | VA | HELLOXPRESS USA, INC. | HA | Female | \$0 | \$0 | |
| 3 | VA | SERVICE LOGISTICS SOLUTIONS LLC | HA | Male | \$0 | \$0 | \$0 |
| 3 | VA | GL SOLUTIONS, INC. | HA | Male | \$0 | \$0 | |
| 3 | VA | D&M WORLDWIDE LLC | HA | Male | \$0 | \$0 | |
| 3 | VA | TOP OF THE LINE SERVICES LLC | HA | Male | \$310,697 | \$0 | \$310,697 |
| 3 | VA | PROBITY INC. | HA | Male | \$30,000 | \$0 | \$30,000 |
| 3 | VA | INTELLIGENCE & SECURITY ACADEMY LLC, THE | HA | Male | \$14,540,870 | \$10,298,095 | \$4,242,774 |
| 3 | VA | ADAPTIVE CONCEPTS INC | HA | Female | \$0 | \$0 | |
| 3 | VA | AQUILA SPIRIT 777 INC. | HA | Male | \$0 | \$0 | |
| 3 | VA | ESCALATE TECHNOLOGIES, LLC | HA | Male | \$722,738 | \$0 | \$722,738 |
| 3 | VA | TSC MANAGEMENT, LLC | HA | Male | \$1,394,509 | \$1,335,061 | \$59,448 |
| 3 | VA | EIDOS TECHNOLOGIES, LLC | HA | Female | \$3,795,228 | \$3,792,124 | \$3,104 |
| 3 | VA | WILCO GROUP, LLC | HA | Female | \$4,700,325 | \$4,700,325 | \$0 |
| 3 | VA | ADVANCED BUSINESS SOFTWARE CONSULTING, LLC | HA | Female | \$5,049,965 | \$5,049,965 | \$0 |
| 3 | VA | ORION STRATEGIC SOLUTIONS, LLC | HA | Female | \$1,144,293 | \$0 | \$1,144,293 |

FY 23 408 Report Appendix B

| | | | | | | | |
|---|----|--|----|--------|--------------|--------------|--------------|
| 3 | VA | ACTS GROUP, INC | HA | Male | \$272,445 | \$243,430 | \$29,015 |
| 3 | VA | BERNAL ADVISORY SERVICES LLC | HA | Male | \$1,541,584 | \$1,541,584 | \$0 |
| 3 | VA | NLM GROUP LLC | HA | Male | \$0 | \$0 | |
| 3 | VA | COLMAN ENGINEERING, PLC | HA | Male | \$0 | \$0 | |
| 3 | VA | TRIAEM, LLC | HA | Female | \$328,349 | \$0 | \$328,349 |
| 3 | VA | PRECISION TECHNOLOGIES & ENGINEERING, INC. | HA | Male | \$0 | \$0 | |
| 3 | VA | EXCELSIOR CONSULTING GROUP | HA | Female | \$0 | \$0 | |
| 3 | VA | OCH TECHNOLOGIES, LLC | HA | Female | \$5,559,326 | \$790,000 | \$4,769,326 |
| 3 | VA | TST TACTICAL DEFENSE SOLUTIONS, INC. | HA | Male | \$28,080,465 | \$23,695 | \$28,056,770 |
| 3 | VA | AXCEND, INC. | HA | Male | \$849,207 | \$839,234 | \$9,973 |
| 3 | VA | CAPITAL STRATEGIES, LLC | HA | Male | \$0 | \$0 | |
| 3 | VA | INTERACTIVE GOVERNMENT HOLDINGS, INC. | HA | Male | \$7,390,119 | \$4,843,071 | \$2,547,048 |
| 3 | VA | D9TECH RESOURCES LLC | HA | Male | \$977,778 | \$929,125 | \$48,653 |
| 3 | VA | SUCCOR, INC. | HA | Female | \$2,771,084 | \$2,771,084 | \$0 |
| 3 | VA | WITHIN INTERIOR DESIGN, INC. | HA | Female | \$12,971,064 | \$0 | \$12,971,064 |
| 3 | VA | I TECH AG LLC | HA | Male | \$23,581,706 | \$9,175,500 | \$14,406,207 |
| 3 | VA | MERIDIEN GROUP, LLC | HA | Female | \$11,798,774 | \$5,102,898 | \$6,695,876 |
| 3 | VA | KAPTIVATE LLC | HA | Male | \$2,281,880 | \$859,349 | \$1,422,532 |
| 3 | VA | BLUE IRIS TECH CONSULTING INC. | HA | Female | \$1,903,410 | \$715,389 | \$1,188,021 |
| 3 | VA | SDA SOLUTIONS LLC | HA | Male | \$3,502,806 | \$0 | \$3,502,806 |
| 3 | VA | PADRON, LLC | HA | Female | \$2,414,082 | \$2,414,082 | \$0 |
| 3 | VA | S3 CONTRACTING LLC | HA | Female | \$7,581,674 | \$5,693,829 | \$1,887,845 |
| 3 | VA | BLUE JAY CONSTRUCTION LLC | HA | Male | \$0 | \$0 | |
| 3 | VA | CRESPIN ENTERPRISES, INC. | HA | Male | \$1,049,535 | \$984,144 | \$65,391 |
| 3 | VA | CARDINAL SURVEY & DESIGN, PLC | HA | Male | \$0 | \$0 | |
| 3 | VA | ACA GLOBAL SOLUTIONS, INC. | HA | Female | \$0 | \$0 | |
| 3 | VA | DIVERSE SOLUTIONS GROUP INC. | HA | Female | \$15,426,248 | \$12,082,327 | \$3,343,921 |
| 3 | VA | CORINTH CONSULTING GROUP, LLC | HA | Male | \$1,601,206 | \$1,601,206 | \$0 |
| 3 | VA | FRAGCITY INC. | HA | Female | \$0 | \$0 | |
| 3 | VA | METROTALK, INC. | HA | Male | \$53,636 | \$28,366 | \$25,270 |
| 3 | VA | SYSAUDITS.COM LLC | HA | Male | \$0 | \$0 | |
| 3 | VA | MACLOVIA LLC | HA | Female | \$654,295 | \$654,295 | \$0 |
| 3 | VA | LIFE'S JOURNEY, LLC | HA | Female | \$0 | \$0 | |
| 3 | VA | CLEARANCES UNLIMITED LLC | HA | Male | \$0 | \$0 | |
| 3 | VA | ADBY LLC | HA | Female | \$0 | \$0 | |
| 3 | VA | G2 GLOBAL SOLUTIONS, LLC | HA | Female | \$3,646,240 | \$2,314,415 | \$1,331,825 |
| 3 | VA | RIOSADVANTAGE | HA | Male | \$0 | \$0 | |
| 3 | VA | THIMBLE LLC | HA | Male | \$0 | \$0 | |
| 3 | VA | X CORP SOLUTIONS INC. | HA | Male | \$18,230,720 | \$2,167,066 | \$16,063,655 |
| 3 | VA | JOINT TECHNOLOGY SOLUTION, INC. | HA | Male | \$1,524,776 | \$721,964 | \$802,812 |
| 3 | VA | I - MAGE CORPORATION, THE | HA | Male | \$67,801 | \$67,801 | \$0 |
| 3 | VA | PROVEO TECHNOLOGY, LLC | HA | Male | \$0 | \$0 | |
| 3 | VA | PRESCIENT TECHNOLOGIES, LLC | HA | Male | \$1,607,952 | \$126,668 | \$1,481,284 |
| 3 | VA | HALCYON GROUP INTERNATIONAL, LLC | HA | Female | \$0 | \$0 | \$0 |
| 3 | VA | M & Wr Cleaning Contractors Inc | HA | Female | \$20,239 | \$0 | \$20,239 |
| 3 | VA | SUPERIOR MINDS LLC | HA | Male | \$0 | \$0 | |

FY 23 408 Report Appendix B

| | | | | | | | |
|---|----|---|-----|--------|---------------|---------------|--------------|
| 3 | VA | VECTRONA, LLC | HA | Male | \$2,665,606 | \$1,399,830 | \$1,265,776 |
| 3 | VA | RIVIDUUM INC. | HA | Male | \$22,232,018 | \$13,496,194 | \$8,735,824 |
| 3 | VA | KENT, CAMPA AND KATE INCORPORATED | HA | Male | \$28,182,199 | \$25,673,580 | \$2,508,619 |
| 3 | VA | SUPPLYSOURCE DC, LLC | HA | Male | \$4,973,376 | \$920,126 | \$4,053,250 |
| 3 | VA | LITHOCORE, LLC | HA | Male | \$0 | \$0 | \$0 |
| 3 | VA | SARELA TECHNOLOGY SOLUTIONS, LLC | HA | Male | \$0 | \$0 | \$0 |
| 3 | VA | JTF BUSINESS SOLUTIONS CORP. | HA | Male | \$2,410,026 | \$0 | \$2,410,026 |
| 3 | VA | METAPHASE CONSULTING LLC | HA | Male | \$80,038,167 | \$25,927,771 | \$54,110,396 |
| 3 | VA | VANAR CONSTRUCTION CORP. | HA | Male | \$0 | \$0 | |
| 3 | VA | Modusphere LLC | HA | Male | \$0 | \$1 | (\$1) |
| 3 | VA | BROADLEAF, INC | NHO | N/A | \$92,947,842 | \$59,007,531 | \$33,940,311 |
| 3 | VA | NAKUPUNA CONSULTING, LLC | NHO | Entity | \$77,109,987 | \$73,633,926 | \$3,476,061 |
| 3 | VA | TMGL, LLC | NHO | N/A | \$6,454,673 | \$5,241,667 | \$1,213,006 |
| 3 | VA | LOST CREEK HOLDINGS, LLC | NHO | Entity | \$16,074,872 | \$2,842,949 | \$13,231,924 |
| 3 | VA | MAKUATECH SOLUTIONS LLC | NHO | Entity | \$0 | \$0 | |
| 3 | VA | VINTUN LLC | NHO | N/A | \$22,314,734 | \$17,811,272 | \$4,503,462 |
| 3 | VA | HILO ENTERPRISES LLC | NHO | Entity | \$4,648,040 | \$4,648,040 | \$0 |
| 3 | VA | NAKUPUNA SOLUTIONS, LLC | NHO | Entity | \$158,679,030 | \$110,747,129 | \$47,931,901 |
| 3 | VA | ECHELON SERVICES, LLC | NHO | Entity | \$86,017,686 | \$77,654,178 | \$8,363,508 |
| 3 | VA | TIKRAS TECHNOLOGY SOLUTIONS CORP. | NA | Male | \$1,169,777 | \$0 | \$1,169,777 |
| 3 | VA | INTEGRATED SYSTEMS DESIGNS LLC | NA | Male | \$192,566 | \$0 | \$192,566 |
| 3 | VA | BOULEVARD CONSULTING GROUP, LLC, THE | NA | Male | \$303,678 | \$0 | \$303,678 |
| 3 | VA | TAKOTA FLATS, LLC | NA | Male | \$0 | \$0 | |
| 3 | VA | HAKA, INC. | NA | Male | \$2,581,702 | \$2,035,802 | \$545,899 |
| 3 | VA | TECH MARKET ANALYTICS LLC | NA | Female | \$0 | \$0 | |
| 3 | VA | VIRGINIA ENERGY & LIGHTING, LLC | NA | Male | \$1,913,484 | \$367,914 | \$1,545,571 |
| 3 | VA | VIRGINIA HIGH PERFORMANCE LLC | NA | Male | \$0 | \$0 | |
| 3 | VA | GOAL-ORIENTED HUMAN PERFORMANCE TECHNOLOGIES, LLC | NA | Male | \$5,306,819 | \$5,306,819 | \$0 |
| 3 | VA | ELECTRONIC WARFARE PROFESSIONALS, LLC | NA | Male | \$0 | \$0 | |
| 3 | VA | I-ACCESS, INC. | NA | Female | \$0 | \$0 | |
| 3 | VA | STEEL BUFFALO LLC | NA | Male | \$0 | \$0 | |
| 3 | VA | YONA SYSTEMS GROUP, INC. | NA | Male | \$1,890,381 | \$1,890,381 | \$0 |
| 3 | VA | PACE CONTRACTING LLC | NA | Male | \$244,308 | \$0 | \$244,308 |
| 3 | VA | ENNOBLE FIRST INCORPORATED | SA | Male | \$1,716,605 | \$1,716,605 | \$0 |
| 3 | VA | SEEKIS, INC. | SA | Male | \$0 | \$0 | \$0 |
| 3 | VA | SLS SOLUTIONS INC. | SA | Female | \$0 | \$0 | |
| 3 | VA | 3KPC, INC. | SA | Female | \$944,194 | \$944,194 | \$0 |
| 3 | VA | S B INTERNATIONAL, INC. | SA | Male | \$0 | \$0 | \$0 |
| 3 | VA | FEDERATE SYSTEMS CORPORATION | SA | Female | \$0 | \$0 | \$0 |
| 3 | VA | JAZZ SOLUTIONS INC. | SA | Female | \$10,445,862 | \$8,823,373 | \$1,622,488 |
| 3 | VA | SSN GROUP LLC | SA | Male | \$0 | \$0 | |
| 3 | VA | VIDYA, L.L.C. | SA | Male | \$0 | \$0 | |

FY 23 408 Report Appendix B

| | | | | | | | |
|---|----|---------------------------------------|----|--------|--------------|--------------|--------------|
| 3 | VA | CONSENSUS SOLUTIONS, LLC | SA | Male | \$0 | \$0 | \$0 |
| 3 | VA | NIYAMIT, INC. | SA | Male | \$20,061,766 | \$17,917,444 | \$2,144,322 |
| 3 | VA | STALWART TECHNOLOGIES INC. | SA | Female | \$0 | \$0 | \$0 |
| 3 | VA | KNIGHTSBRIDGE SYSTEMS LLC | SA | Male | \$0 | \$0 | |
| 3 | VA | AREEVA SOLUTIONS, LLC | SA | Male | \$4,100,124 | \$4,100,124 | \$0 |
| 3 | VA | MERP SYSTEMS, INC. | SA | Female | \$10,551,705 | \$6,896,840 | \$3,654,865 |
| 3 | VA | CORETECH CONSULTING INC | SA | Female | \$0 | \$0 | \$0 |
| 3 | VA | EAGLESOFT INC | SA | Male | \$0 | \$0 | \$0 |
| 3 | VA | VIENNA TAX & ACCOUNTING LLC | SA | Female | \$0 | \$0 | |
| 3 | VA | DATA PARTICLES LLC | SA | Female | \$0 | \$0 | |
| 3 | VA | FAAZ CONSULTING LLC | SA | Female | \$0 | \$0 | |
| 3 | VA | FILA GROUP LLC, THE | SA | Male | \$1,778,900 | \$1,778,900 | \$0 |
| 3 | VA | VENTURE SOLUTIONS, INC. | SA | Female | \$0 | \$0 | |
| 3 | VA | ISEMS, INC. | SA | Male | \$0 | \$0 | \$0 |
| 3 | VA | ICUBE INC. | SA | Male | \$1,981,132 | \$1,981,132 | \$0 |
| 3 | VA | AGILE1TECH CORPORATION | SA | Male | \$0 | \$0 | \$0 |
| 3 | VA | VOLANS CORPORATION | SA | Male | \$0 | \$0 | \$0 |
| 3 | VA | APPLICATION RESEARCH CENTER LLC | SA | Female | \$7,025,075 | \$6,417,618 | \$607,457 |
| 3 | VA | CIGNUS CONSULTING, LLC | SA | Male | \$0 | \$0 | \$0 |
| 3 | VA | ARLINGTON CONSULTANTS GROUP LLC | SA | Male | \$458,077 | \$0 | \$458,077 |
| 3 | VA | Assurit Consulting Group, LLC | SA | Male | \$803,137 | \$218,206 | \$584,931 |
| 3 | VA | ZVOLVANT SOLUTIONS LLC | SA | Male | \$0 | \$0 | \$0 |
| 3 | VA | SOFTTHINK SOLUTIONS, INC | SA | Female | \$7,876,480 | \$2,617,290 | \$5,259,191 |
| 3 | VA | CLEF INNOVATIONS LLC | SA | Male | \$0 | \$0 | |
| 3 | VA | FALCON LOGIC LLC | SA | Female | \$0 | \$0 | \$0 |
| 3 | VA | MUTATIO INC. | SA | Male | \$4,594,922 | \$4,488,034 | \$106,888 |
| 3 | VA | CYBER SECURITY SOLUTIONS LLC | SA | Male | \$6,666,094 | \$5,088,620 | \$1,577,473 |
| 3 | VA | VANGUARD BUSINESS SOLUTIONS INC. | SA | Male | \$0 | \$0 | \$0 |
| 3 | VA | RIVA SOLUTIONS, INC. | SA | Male | \$64,634,329 | \$30,701,090 | \$33,933,239 |
| 3 | VA | PARSETEK INC. | SA | Female | \$0 | \$0 | |
| 3 | VA | VETERAN CORP | SA | Male | \$0 | \$0 | |
| 3 | VA | IBLAUNCH COMPANY | SA | Male | \$0 | \$0 | \$0 |
| 3 | VA | QUALITY MANAGEMENT INTERNATIONAL INC. | SA | Male | \$1,557,204 | \$1,510,352 | \$46,852 |
| 3 | VA | WINTRIO LLC | SA | Male | \$1,681,623 | \$1,618,891 | \$62,732 |
| 3 | VA | EKIN SOLUTIONS INC. | SA | Male | \$2,072,441 | \$1,925,474 | \$146,968 |
| 3 | VA | CHANGEIS, INC. | SA | Female | \$41,143,737 | \$24,749,867 | \$16,393,870 |
| 3 | VA | LION FEDERAL, LLC | SA | Male | \$3,575,543 | \$0 | \$3,575,543 |
| 3 | VA | TREWON TECHNOLOGIES LLC | SA | Female | \$6,082,093 | \$3,630,522 | \$2,451,572 |
| 3 | VA | BELAGUTTI, INC | SA | Male | \$0 | \$0 | |
| 3 | VA | VISSAT SOLUTIONS, INC. | SA | Male | \$0 | \$0 | \$0 |
| 3 | VA | IT HUB INC | SA | Female | \$0 | \$0 | \$0 |
| 3 | VA | DTX DIGITAL TRANSFORMATION, LLC | SA | Female | \$2,446,729 | \$2,446,729 | \$0 |
| 3 | VA | ENQUIZIT INCORPORATED | SA | Male | \$25,452,470 | \$3,936,108 | \$21,516,362 |
| 3 | VA | PRODUCTIVITY SOLUTIONS CORPORATION | SA | Male | \$0 | \$0 | \$0 |
| 3 | VA | ALETHIX, LLC | SA | Female | \$77,764,751 | \$0 | \$77,764,751 |
| 3 | VA | SYSUSA, INC | SA | Female | \$0 | \$0 | \$0 |

FY 23 408 Report Appendix B

| | | | | | | | |
|---|----|---|----|--------|---------------|--------------|---------------|
| 3 | VA | APEXZA LLC | SA | Male | \$0 | \$0 | |
| 3 | VA | SYNAPSE BUSINESS SYSTEMS INCORPORATED | SA | Female | \$0 | \$0 | \$0 |
| 3 | VA | CMAC GLOBAL SOLUTIONS LLC | SA | Female | \$0 | \$0 | \$0 |
| 3 | VA | MAVEN GROUP LLC | SA | Male | \$1,746,849 | \$1,339,960 | \$406,889 |
| 3 | VA | ANEESH TECHNOLOGIES, INC. | SA | Male | \$0 | \$0 | \$0 |
| 3 | VA | TYGER SOLUTIONS CORPORATION | SA | Male | \$0 | \$0 | \$0 |
| 3 | VA | CONSTRUCTURE INC. | SA | Male | \$6,603,713 | \$5,449,447 | \$1,154,266 |
| 3 | VA | CYBERBAHN FEDERAL SOLUTIONS LLC | SA | Female | \$305,798 | \$305,798 | \$0 |
| 3 | VA | EKASYS INC | SA | Female | \$2,504,227 | \$1,469,143 | \$1,035,084 |
| 3 | VA | RED PULLEY TECHNOLOGY SOLUTIONS, INC. | SA | Male | \$0 | \$0 | \$0 |
| 3 | VA | VTIER SYSTEMS INC | SA | Male | \$0 | \$0 | |
| 3 | VA | INTERNATIONAL CLOUD BUSINESS INC. | SA | Female | \$0 | \$0 | |
| 3 | VA | INTEGRATED ERP SOLUTIONS INC. | SA | Male | \$0 | \$0 | |
| 3 | VA | TEKNIRVANA, LLC | SA | Male | \$0 | \$0 | |
| 3 | VA | IQUASAR LLC | SA | Male | \$0 | \$0 | \$0 |
| 3 | VA | DELVIOM, LLC | SA | Female | \$3,164,727 | \$687,873 | \$2,476,854 |
| 3 | VA | MAKPAR CORPORATION | SA | Female | \$21,928,809 | \$21,928,809 | \$0 |
| 3 | VA | INADEV CORPORATION | SA | Male | \$9,025,996 | \$0 | \$9,025,996 |
| 3 | VA | ROGUETHINK INC | SA | Male | \$0 | \$0 | |
| 3 | VA | PRETEK CORPORATION | SA | Male | \$0 | \$0 | \$0 |
| 3 | VA | INFOSTELLAR INC. | SA | Female | \$0 | \$0 | \$0 |
| 3 | VA | IT CONCEPTS, INC. | SA | Male | \$136,364,689 | \$8,616,388 | \$127,748,301 |
| 3 | VA | BTREE SOLUTIONS INC. | SA | Female | \$0 | \$0 | \$0 |
| 3 | VA | AMS NETWORKS LLC | SA | Female | \$266,579 | \$49,603 | \$216,976 |
| 3 | VA | E-KARMIC SI INC. | SA | Female | \$0 | \$0 | |
| 3 | VA | SHIVAN TECHNOLOGIES, INC | SA | Female | \$1,427,833 | \$1,284,729 | \$143,104 |
| 3 | VA | VACHI INFOTECH INC | SA | Female | \$0 | \$0 | |
| 3 | VA | GHZ NETWORKS INC | SA | Male | \$0 | \$0 | |
| 3 | VA | OCT CONSULTING LLC | SA | Male | \$27,964,345 | \$24,266,383 | \$3,697,962 |
| 3 | VA | ENVIRONMENTAL MANUFACTURING SOLUTIONS-EAST COAST, LLC | SA | Male | \$0 | \$0 | |
| 3 | VA | KAPOOR IT CONSULTING LLC | SA | Male | \$0 | \$0 | \$0 |
| 3 | VA | STRATEGIC INNOVATION GROUP LLC | SA | Male | \$274,000 | \$0 | \$274,000 |
| 3 | VA | NOVATEUR CORPORATION | SA | Male | \$0 | \$0 | |
| 3 | VA | SNA SYSTEMS INC. | SA | Male | \$0 | \$0 | \$0 |
| 3 | VA | SYLUTION TECHNOLOGIES INC | SA | Female | \$0 | \$0 | \$0 |
| 3 | VA | SLAM TECHNICAL SERVICES, LLC | SA | Male | \$3,368,198 | \$0 | \$3,368,198 |
| 3 | VA | KTL COMMUNICATIONS LLC | SA | Male | \$257,255 | \$257,255 | \$0 |
| 3 | VA | E CONSTRUCTION GROUP INC | SA | Female | \$0 | \$0 | |
| 3 | VA | DATAONEZ LLC | SA | Female | \$0 | \$0 | |
| 3 | VA | BRITE GROUP, INC, THE | SA | Male | \$4,402,885 | \$2,047,984 | \$2,354,901 |
| 3 | VA | VIEWSOFT, INC. | SA | Male | \$736,199 | \$629,599 | \$106,600 |
| 3 | VA | SWARTEK CORPORATION | SA | Female | \$0 | \$0 | \$0 |
| 3 | VA | ATTAINX INC. | SA | Female | \$50,182,704 | \$37,912,033 | \$12,270,671 |
| 3 | VA | AKYTECH CONSULTING LLC | SA | Female | \$9,137,501 | \$6,490,922 | \$2,646,579 |

FY 23 408 Report Appendix B

| | | | | | | | |
|---|----|------------------------------------|----|--------|--------------|--------------|--------------|
| 3 | VA | OMESHA LLC | SA | Female | \$0 | \$0 | |
| 3 | VA | ANKORE CONSULTING, INC. | SA | Female | \$0 | \$0 | \$0 |
| 3 | VA | EIFER CORP. | SA | Female | \$0 | \$0 | \$0 |
| 3 | VA | KP SOFT, INC. | SA | Female | \$0 | \$0 | \$0 |
| 3 | VA | IMPROVIX TECHNOLOGIES, INC. | SA | Male | \$23,634,630 | \$2,184,814 | \$21,449,816 |
| 3 | VA | VINSYS INFORMATION TECHNOLOGY, INC | SA | Male | \$2,773,980 | \$175,389 | \$2,598,592 |
| 3 | VA | TECHY INNOVATIONS LLC | SA | Male | \$0 | \$0 | \$0 |
| 3 | VA | GANGA ENVIRO SYSTEMS INC. | SA | Female | \$0 | \$0 | |
| 3 | VA | XCELNET SYSTEMS INC. | SA | Male | \$0 | \$0 | \$0 |
| 3 | VA | ZEN STRATEGICS LLC | SA | Male | \$25,140,604 | \$16,584,592 | \$8,556,012 |
| 3 | VA | TRILLION TECHNOLOGY SOLUTIONS INC. | SA | Male | \$13,761,055 | \$5,609,944 | \$8,151,111 |
| 3 | VA | ORAN INC. | SA | Female | \$1,212,515 | \$1,212,515 | \$0 |
| 3 | VA | S2ALLIANCE INC. | SA | Male | \$1,325,510 | \$1,325,510 | \$0 |
| 3 | VA | RSVP, INC. | SA | Male | \$0 | \$0 | |
| 3 | VA | ROUTE7 CONSULTING INC. | SA | Female | \$0 | \$0 | |
| 3 | VA | INCEPTIONEDGE INC. | SA | Male | \$2,699,422 | \$2,699,422 | \$0 |
| 3 | VA | SEMANTIC DATA SYSTEMS LLC | SA | Male | \$0 | \$0 | |
| 3 | VA | CODE 360 INC. | SA | Male | \$2,947,076 | \$0 | \$2,947,076 |
| 3 | VA | ENGINEERD SOLUTIONS, LLC | SA | Male | \$0 | \$0 | |
| 3 | VA | ACCENTUATE TECHNOLOGY INC. | SA | Male | \$10,000 | \$0 | \$10,000 |
| 3 | VA | Grove Street Investment, LLC | SA | Female | \$1,534,518 | \$1,522,618 | \$11,900 |
| 3 | VA | CHAINBRIDGE SOLUTIONS INCORPORATED | SA | Female | \$18,091,616 | \$12,796,605 | \$5,295,012 |
| 3 | VA | CENTENNIAL TECHNOLOGIES INC. | SA | Male | \$11,122,133 | \$3,338,581 | \$7,783,553 |
| 3 | VA | FEDPOINT SYSTEMS, LLC | SA | Female | \$41,415,555 | \$35,544,274 | \$5,871,281 |
| 3 | VA | 1800ADMIN, LLC | SA | Male | \$0 | \$0 | \$0 |
| 3 | VA | TED AMERICA, LLC | SA | Female | \$0 | \$0 | |
| 3 | VA | CATALYST CUBES INC. | SA | Male | \$0 | \$0 | \$0 |
| 3 | VA | TYRULA, LLC | SA | Female | \$6,523,521 | \$960,315 | \$5,563,206 |
| 3 | VA | HAR GROUP LLC | SA | Male | \$0 | \$0 | |
| 3 | VA | RUKEH ENTERPRISES, INC. | SA | Male | \$0 | \$0 | |
| 3 | VA | JCS SOLUTIONS LLC | SA | Female | \$22,296,413 | \$4,854,736 | \$17,441,676 |
| 3 | VA | ABSCUS, INC. | SA | Male | \$0 | \$0 | \$0 |
| 3 | VA | AVENTURINE TECHNOLOGIES INC | SA | Female | \$0 | \$0 | |
| 3 | VA | AGILITY TECHNOLOGY LLC | SA | Male | \$0 | \$0 | |
| 3 | VA | SCRIBEDOC.COM, INC. | SA | Female | \$5,609,941 | \$4,683,102 | \$926,838 |
| 3 | VA | ITMS, INC. | SA | Female | \$7,584,230 | \$7,584,230 | \$0 |
| 3 | VA | CANOPY ONE SOLUTIONS INC | SA | Male | \$48,965 | \$0 | \$48,965 |
| 3 | VA | SNO CORP. | SA | Male | \$0 | \$0 | \$0 |
| 3 | VA | JOLTEC LLC | SA | Female | \$762,414 | \$614,356 | \$148,058 |
| 3 | VA | CAITTA INC | SA | Female | \$6,866,979 | \$3,798,406 | \$3,068,573 |
| 3 | VA | TALTEAM INC. | SA | Female | \$0 | \$0 | \$0 |
| 3 | VA | SRICHAKRA VISION INC | SA | Male | \$0 | \$0 | \$0 |
| 3 | VA | LOOPCORE, LLC | SA | Male | \$0 | \$0 | |
| 3 | VA | RAO RESEARCH AND CONSULTING, LLC | SA | Female | \$0 | \$0 | \$0 |
| 3 | VA | ZARTEK SOLUTIONS LLC | SA | Female | \$6,650,459 | \$6,405,132 | \$245,327 |
| 3 | VA | TECHNOLOGY INFORMATION SYSTEMS LLC | SA | Male | \$935,600 | \$529,345 | \$406,255 |
| 3 | VA | ILYNX INC. | SA | Male | \$1,099,105 | \$1,099,105 | \$0 |

FY 23 408 Report Appendix B

| | | | | | | | |
|---|----|------------------------------------|----|--------|---------------|--------------|--------------|
| 3 | VA | STRATEION GROUP, LLC | SA | Male | \$8,511,269 | \$0 | \$8,511,269 |
| 3 | VA | SKY SOLUTIONS LLC | SA | Male | \$9,500,206 | \$8,154,325 | \$1,345,881 |
| 3 | VA | ENTERPRISE E-SUPPORT, INC. | SA | Female | \$0 | \$0 | \$0 |
| 3 | VA | SD SOLUTIONS LLC | SA | Male | \$1,991,993 | \$1,166,245 | \$825,749 |
| 3 | VA | CONCORD PREMIER CONSULTING INC | SA | Male | \$0 | \$0 | \$0 |
| 3 | VA | INTELLECTFACES, INC. | SA | Female | \$0 | \$0 | \$0 |
| 3 | VA | MSM TECHNOLOGY, LLC | SA | Female | \$26,201,874 | \$3,406,475 | \$22,795,399 |
| 3 | VA | NICK, INC. | SA | Male | \$0 | \$0 | \$0 |
| 3 | VA | DIGITAL AXIS LLC | SA | Female | \$0 | \$0 | |
| 3 | VA | ICATALYST, INC | SA | Male | \$9,433,875 | \$7,088,273 | \$2,345,602 |
| 3 | VA | NODE.DIGITAL, LLC | SA | Male | \$1,828,742 | \$0 | \$1,828,742 |
| 3 | VA | INFOMARINES INC | SA | Female | \$0 | \$0 | \$0 |
| 3 | VA | PIONEER LLC | SA | Female | \$136,339 | \$0 | \$136,339 |
| 3 | VA | THOUGHT OBJECT LLC | SA | Female | \$71,747,828 | \$5,006,411 | \$66,741,417 |
| 3 | VA | HIGH Q INC. | SA | Female | \$0 | \$0 | \$0 |
| 3 | VA | AIMS LOCUM TENENS, LLC | SA | Female | \$5,543,894 | \$5,543,894 | \$0 |
| 3 | VA | KRIAANET INC. | SA | Female | \$3,538,567 | \$1,907,834 | \$1,630,733 |
| 3 | VA | ST POWER SERVICES CONSULTANTS, LLC | SA | Male | \$0 | \$0 | |
| 3 | VA | XCELLIGEN INC. | SA | Female | \$0 | \$0 | \$0 |
| 3 | VA | DHIYHOUSE INC. | SA | Female | \$0 | \$0 | |
| 3 | VA | KREATIVE CORPORATION | SA | Female | \$1,964,483 | \$1,964,483 | \$0 |
| 3 | VA | SHUFFLEPOINT INC. | SA | Male | \$0 | \$0 | |
| 3 | VA | GIBRALTAR MEDICAL STAFFING LLC | SA | Male | \$0 | \$0 | |
| 3 | VA | SAATEK SOLUTIONS LLC | SA | Male | \$0 | \$0 | |
| 3 | VA | STRATOSYS PARTNERS INC | SA | Female | \$659,983 | \$489,189 | \$170,794 |
| 3 | VA | ZEE SOLUTIONS, CORP. | SA | Male | \$0 | \$0 | \$0 |
| 3 | VA | SATSYIL CORP. | SA | Male | \$22,233,407 | \$0 | \$22,233,407 |
| 3 | VA | EPIC SYSTEMS, INC. | SA | Female | \$721,458 | \$721,458 | \$0 |
| 3 | VA | MERITORE TECHNOLOGIES LLC | SA | Male | \$0 | \$0 | |
| 3 | VA | GOVERNMENT TACTICAL SOLUTIONS LLC | SA | Male | \$435,940 | \$435,940 | \$0 |
| 3 | VA | TECHSUR SOLUTIONS LLC | SA | Female | \$3,959,006 | \$3,959,006 | \$0 |
| 3 | VA | SYBERSENSE, LLC | SA | Male | \$952,706 | \$952,706 | \$0 |
| 3 | VA | LEVEL TOUCH, LLC | SA | Female | \$0 | \$0 | |
| 3 | VA | BIZARCH SOLUTIONS INC. | SA | Male | \$0 | \$0 | \$0 |
| 3 | VA | DALMET TECHNOLOGIES LLC | SA | Male | \$0 | \$0 | |
| 3 | VA | ARTHUR GRAND TECHNOLOGIES INC. | SA | Male | \$0 | \$0 | \$0 |
| 3 | VA | ALPHA OMEGA INTEGRATION LLC | SA | Female | \$107,660,025 | \$37,476,221 | \$70,183,805 |
| 3 | VA | OMSAI COM LLC | SA | Male | \$0 | \$0 | \$0 |
| 3 | VA | SARALUTION INC | SA | Male | \$0 | \$0 | |
| 3 | VA | DULLESSYSTEMS INC. | SA | Female | \$1,436,320 | \$1,436,320 | \$0 |
| 3 | VA | RMANTRA SOLUTIONS INC | SA | Female | \$616,186 | \$616,186 | \$0 |
| 3 | VA | OSI FEDERAL TECHNOLOGIES INC. | SA | Male | \$21,821,113 | \$1,105,391 | \$20,715,722 |
| 3 | VA | NAPA ANALYTICS LLC | SA | Male | \$0 | \$0 | \$0 |
| 3 | VA | RUMIK CONSULTANCY LLC | SA | Male | \$2,882,994 | \$2,021,287 | \$861,707 |
| 3 | VA | VIVSOFT TECHNOLOGIES LLC | SA | Male | \$13,986,039 | \$0 | \$13,986,039 |
| 3 | VA | APPLIED INTEGRITY CONSULTING, LLC | SA | Female | \$176,250 | \$176,250 | \$0 |

FY 23 408 Report Appendix B

| | | | | | | | |
|---|----|--------------------------------------|----|--------|---------------|--------------|---------------|
| 3 | VA | XOR SECURITY LLC | SA | Male | \$24,831,931 | \$7,473,318 | \$17,358,613 |
| 3 | VA | RAVIBCPA & COMPANY, LLC | SA | Male | \$240,905 | (\$26,743) | \$267,648 |
| 3 | VA | KREATIVE TECHNOLOGIES, LLC | SA | Male | \$13,399,421 | \$0 | \$13,399,421 |
| 3 | VA | RITHAM, INC. | SA | Male | \$0 | \$0 | |
| 3 | VA | RP PROFESSIONAL SERVICES, LLC | SA | Male | \$62,019,995 | \$2,343,630 | \$59,676,365 |
| 3 | VA | NUVITEK LLC | SA | Male | \$22,523,760 | \$3,633,663 | \$18,890,098 |
| 3 | VA | SOFTRAMS LLC | SA | Male | \$124,105,099 | \$17,253,180 | \$106,851,919 |
| 3 | VA | APPLICATION TECHNOLOGIES, INC. | SA | Male | \$0 | \$0 | |
| 3 | VA | STREETLIGHT PEOPLE, LLC | SA | Female | \$0 | \$0 | |
| 3 | VA | EPMPOINT, INC. | SA | Male | \$2,884,204 | \$2,884,204 | \$0 |
| 3 | VA | VG IT SERVICES, INC | SA | Female | \$0 | \$0 | |
| 3 | VA | VISSA VENTURES LLC | SA | Female | \$0 | \$0 | |
| 3 | VA | TENACIOUS SOLUTIONS LLC | SA | Male | \$6,244,509 | \$6,244,509 | \$0 |
| 3 | VA | RAZMIA LLC | SA | Male | \$1,054,888 | \$1,054,888 | \$0 |
| 3 | VA | NEEVSY INC. | SA | Female | \$5,852,922 | \$5,274,253 | \$578,669 |
| 3 | VA | MILLENNIUM ENTERPRISES, LLC | SA | Male | \$0 | \$0 | |
| 3 | VA | ALLIED MISSION GROUP LLC | SA | Male | \$237,500 | \$237,500 | \$0 |
| 3 | VA | CIMPLIFY DATA LLC | SA | Male | \$0 | \$0 | |
| 3 | VA | VENTECH INC. | SA | Male | \$11,803,980 | \$10,780,226 | \$1,023,753 |
| 3 | VA | GREENECOSAVERS, LLC | SA | Male | \$101,837 | \$101,837 | \$0 |
| 3 | VA | TACHYS INC | SA | Male | \$0 | \$0 | \$0 |
| 3 | VA | ZYDEC TECH, INC. | SA | Female | \$0 | \$0 | |
| 3 | VA | EAI BUSINESS SOLUTIONS INC. | SA | Male | \$0 | \$0 | \$0 |
| 3 | VA | RIVERS INC. | SA | Male | \$0 | \$0 | |
| 3 | VA | STEALTH SOLUTIONS INC | SA | Male | \$4,649,168 | \$2,839,222 | \$1,809,946 |
| 3 | VA | 3DIF, LLC | SA | Female | \$0 | \$0 | |
| 3 | VA | SECURE INNOVATE TECHNOLOGY CORP. | SA | Female | \$0 | \$0 | \$0 |
| 3 | VA | RESTONLOGIC, LLC | SA | Male | \$0 | \$0 | \$0 |
| 3 | VA | ELECTROSOFT SERVICES, INC. | SA | Female | \$49,382,799 | \$17,302,588 | \$32,080,211 |
| 3 | VA | VITAL SOLUTIONS, INC. | SA | Male | \$0 | \$0 | \$0 |
| 3 | VA | ASSURSEC LLC | SA | Male | \$0 | \$0 | |
| 3 | VA | PRADY LLC | SA | Male | \$0 | \$0 | |
| 3 | VA | SPECTRUM TECHNOLOGIES INC. | SA | Male | \$0 | \$0 | |
| 3 | VA | ALEROH CONSULTING INC. | SA | Male | \$0 | \$0 | \$0 |
| 3 | VA | APPLIED INTELLECT | SA | Male | \$4,497,399 | \$3,999,988 | \$497,411 |
| 3 | VA | INTEGRATED MANAGEMENT STRATEGIES LLC | SA | Female | \$12,444,946 | \$9,304,163 | \$3,140,783 |
| 3 | VA | WITS SOLUTIONS INC. | SA | Male | \$22,918,946 | \$20,368,621 | \$2,550,324 |
| 3 | VA | EASY DYNAMICS CORPORATION | SA | Female | \$35,028,467 | \$7,773,146 | \$27,255,321 |
| 3 | VA | INA SOLUTIONS INC. | SA | Male | \$2,716,248 | \$2,716,248 | \$0 |
| 3 | VA | Avigna LLC | SA | Male | \$0 | \$0 | \$0 |
| 3 | VA | I-CONNECT, L.C. | SA | Female | \$12,543 | (\$250) | \$12,793 |
| 3 | VA | A1FED INCORPORATED | SA | Female | \$12,188,775 | \$3,476,943 | \$8,711,832 |
| 3 | VA | CORELOGIX CONSULTING INC. | SA | Male | \$3,978,419 | \$3,701,030 | \$277,389 |
| 3 | VA | IT OBJECTS LLC | SA | Female | \$264,896 | \$264,896 | \$0 |
| 3 | VA | MINDBOARD, INC. | SA | Male | \$440,665 | \$440,665 | \$0 |
| 3 | VA | TOWER STRATEGY GROUP INC. | SA | Male | \$2,267,966 | \$2,020,966 | \$247,000 |
| 3 | VA | ROYALE LLC | SA | Male | \$0 | \$0 | |
| 3 | VA | CARDINAL TECHNOLOGY SYSTEMS, CORP. | SA | Male | \$298,477 | \$0 | \$298,477 |

FY 23 408 Report Appendix B

| | | | | | | | |
|---|----|--|----|--------|---------------|--------------|---------------|
| 3 | VA | UNITECH SOFTSOLUTIONS INC | SA | Female | \$0 | \$0 | \$0 |
| 3 | VA | QCM, INC. | SA | Male | \$16,679,266 | \$16,498,396 | \$180,870 |
| 3 | VA | MAVEN, INC. | SA | Male | \$542,351 | \$542,351 | \$0 |
| 3 | VA | I1 SYSTEM CORP. | SA | Male | \$0 | \$0 | |
| 3 | VA | PRIJAL INC. | SA | Female | \$0 | \$0 | |
| 3 | VA | GLOBAL DATA SOLUTIONS INC. | SA | Male | \$0 | \$0 | \$0 |
| 3 | VA | SFOURES LLC | SA | Female | \$0 | \$0 | |
| 3 | VA | COMMITPOINT, INC. | SA | Female | \$1,306,757 | \$1,306,757 | \$0 |
| 3 | VA | INTELIPATH SERVICES GROUP, INC. | SA | Male | \$1,680,575 | \$807,299 | \$873,276 |
| 3 | VA | NETLOGIC SOLUTIONS, INCORPORATED | SA | Female | \$1,788,394 | \$786,010 | \$1,002,384 |
| 3 | VA | NU BORDERS LLC | SA | Male | \$0 | \$0 | \$0 |
| 3 | VA | PARNIN GROUP, LLC, THE | SA | Male | \$1,296,640 | \$965,709 | \$330,931 |
| 3 | VA | FEDSCALE INC. | SA | Female | \$5,875,891 | \$1,326,307 | \$4,549,584 |
| 3 | VA | INTERNATIONAL ADVISORY, PRODUCTS AND SYSTEMS LTD. | SA | Female | \$0 | \$0 | |
| 3 | VA | VOLITIION IIT INC. | SA | Male | \$0 | \$0 | |
| 3 | VA | SHIVVOY INC. | SA | Male | \$2,225,686 | \$2,225,686 | \$0 |
| 3 | VA | BEACON FEDERAL SOLUTIONS LLC | SA | Male | \$364,118 | \$38,618 | \$325,500 |
| 3 | VA | OLAND, LLC | SA | Male | \$0 | \$0 | |
| 3 | VA | KYM ADVISORS, INC. | SA | Female | \$2,282,364 | \$2,282,364 | \$0 |
| 3 | VA | KOLLABIO, INC. | SA | Male | \$6,613,691 | \$4,499,151 | \$2,114,539 |
| 3 | VA | VIGINTIS LLC | SA | Female | \$0 | \$0 | |
| 3 | VA | TANVI IT SOLUTIONS, INC. | SA | Male | \$0 | \$0 | \$0 |
| 3 | VA | INFO LABS INC | SA | Female | \$0 | \$0 | |
| 3 | VA | SHARPENTITY, LLC | SA | Male | \$0 | \$0 | \$0 |
| 3 | VA | APPTEON, INC. | SA | Male | \$16,169,885 | \$13,481,223 | \$2,688,663 |
| 3 | VA | HALVIK CORP | SA | Female | \$125,950,104 | \$56,019,579 | \$69,930,525 |
| 3 | VA | TRIGENT SOLUTIONS INC. | SA | Female | \$21,079,501 | \$18,897,958 | \$2,181,543 |
| 3 | VA | SAVI SOLUTIONS, INC. | SA | Female | (\$756,599) | \$1,108,581 | (\$1,865,180) |
| 3 | VA | NEW FRONTIER INNOVATIONS, LLC | SA | Male | \$5,065,733 | \$5,065,733 | \$0 |
| 3 | VA | ABEYON LLC | SA | Male | \$257,366 | \$257,366 | \$0 |
| 3 | VA | FRONTIER IT SOLUTIONS INC | SA | Female | \$0 | \$0 | |
| 3 | VA | CENTRIFUGE, LLC | SA | Male | \$6,455,672 | \$6,455,672 | \$0 |
| 3 | VA | KNEXUS RESEARCH CORP. | SA | Male | \$1,812,579 | \$649,600 | \$1,162,979 |
| 3 | VA | VIBRANTECH SOLUTIONS INC | SA | Male | \$32,040,373 | \$32,040,373 | \$0 |
| 3 | VA | SYNAPTEIN SOLUTIONS INCORPORATED | SA | Male | \$0 | \$0 | \$0 |
| 3 | VA | DE LUNE CORP. | SA | Male | \$19,906,396 | \$10,140,228 | \$9,766,168 |
| 3 | VA | ZEUS CONSULTING LLC | SA | Male | \$0 | \$0 | |
| 3 | VA | COMTRIX SOLUTIONS, INC. | SA | Female | \$0 | \$0 | |
| 3 | VA | Nish Consulting Inc | SA | Male | \$1,696,013 | \$835,758 | \$860,256 |
| 3 | VA | DULLES HEALTH LLC | SA | Female | \$0 | \$0 | |
| 3 | VA | AGILETEK, INC | SA | Male | \$0 | \$0 | |
| 3 | VA | SAMYAK SOLUTIONS, INC. | SA | Female | \$4,630,175 | \$35,432 | \$4,594,743 |
| 3 | VA | VTECH SOLUTION INC. | SA | Female | \$5,497,457 | \$3,404,398 | \$2,093,059 |
| 3 | VA | CLOUD7WORKS INC | SA | Female | \$7,272,582 | \$3,333,147 | \$3,939,435 |
| 3 | VA | BROADLANDS SOLUTIONS COMPANY | SA | Female | \$0 | \$0 | |
| 3 | VA | SERRY SYSTEMS INC | SA | Male | \$0 | \$0 | \$0 |

FY 23 408 Report Appendix B

| | | | | | | | |
|---|----|---------------------------------------|---------|--------|--------------|--------------|--------------|
| 3 | VA | BYTEFORZA INC. | SA | Female | \$506,258 | \$506,258 | \$0 |
| 3 | VA | RYANSH CORPORATE SOLUTIONS, INC. | SA | Female | \$1,151,021 | \$0 | \$1,151,021 |
| 3 | VA | DATA CENTERS HARDWARE LLC | SA | Male | \$0 | \$0 | |
| 3 | VA | BIT2SKY INC. | SA | Male | \$0 | \$0 | \$0 |
| 3 | VA | QUZARA LLC | SA | Female | \$3,870,599 | \$0 | \$3,870,599 |
| 3 | VA | MARRI INFOTECH CORPORATION | SA | Female | \$0 | \$0 | |
| 3 | VA | ARCER SOLUTIONS INC. | SA | Female | \$0 | \$0 | \$0 |
| 3 | VA | LITHE SOLUTIONS INC. | SA | Female | \$0 | \$0 | |
| 3 | VA | SWAMINOMICS, INC. | SA | Male | \$0 | \$0 | |
| 3 | VA | HATHIANT LLC | SA | Male | \$0 | \$0 | |
| 3 | VA | INTELIGIC, INC. | SA | Male | \$0 | \$0 | |
| 3 | VA | TRIPLE POINT SECURITY INCORPORATED | SA | Male | \$12,494,184 | \$5,336,153 | \$7,158,031 |
| 3 | VA | TECHNOLOGY & BUSINESS MANAGEMENT INC. | SA | Female | \$2,229,536 | \$2,229,536 | \$0 |
| 3 | VA | IMAAN INTERNATIONAL INC. | SA | Male | \$0 | \$0 | |
| 3 | VA | NODAVARE CORPORATION | SA | Male | \$0 | \$0 | |
| 3 | VA | OPTIMUSS INC. | SA | Male | \$0 | \$0 | \$0 |
| 3 | VA | ASPETTO, INC | SA | Male | \$8,746,255 | \$312,309 | \$8,433,945 |
| 3 | VA | ANIKA SYSTEMS INCORPORATED | SA | Female | \$31,269,317 | \$29,936,502 | \$1,332,815 |
| 3 | VA | FUTURE FIRST SOLUTIONS INC. | SA | Male | \$0 | \$0 | |
| 3 | VA | TERRA SITE CONSTRUCTORS LLC | SA | Male | \$29,707,727 | \$24,110,578 | \$5,597,149 |
| 3 | VA | VIFS SOLUTIONS, INC. | SA | Male | \$262,209 | \$0 | \$262,209 |
| 3 | VA | ENG SOLUTIONS INC | SA | Female | \$311,402 | \$311,402 | \$0 |
| 3 | VA | INFOPACT INC. | SA | Female | \$2,202,858 | \$1,166,144 | \$1,036,714 |
| 3 | VA | INFINITEL LLC | SA | Male | \$0 | \$0 | |
| 3 | VA | HARMONY TECHNOLOGY, INC. | SA | Male | \$968,827 | \$730,357 | \$238,470 |
| 3 | VA | 3G FEDERAL SOLUTIONS LLC | SA | Male | \$982,010 | \$0 | \$982,010 |
| 3 | VA | AGILITY TECHNOLOGIES INC. | SA | Male | \$13,932,113 | \$7,721,275 | \$6,210,838 |
| 3 | VA | PRECISE SYSTEMS INC. | SA | Male | \$7,536,336 | \$0 | \$7,536,336 |
| 3 | VA | FUSION RESOURCES INC. | SA | Male | \$0 | \$0 | |
| 3 | VA | TERAFUZE INC. | SA | Male | \$0 | \$0 | |
| 3 | VA | ALLEN INTEGRATED SOLUTIONS LLC | Unknown | Female | \$3,500 | \$0 | \$3,500 |
| 3 | VA | ENVISION NOW, LLC | Unknown | Female | \$2,375,216 | \$2,375,216 | \$0 |
| 3 | VA | SENTIENT GROUP LLC, THE | Unknown | Female | \$2,646,814 | \$2,646,814 | \$0 |
| 3 | VA | CALADWICH CONSULTING, LLC | Unknown | Male | \$4,420,539 | \$2,469,799 | \$1,950,740 |
| 3 | VA | GEARHART CONSTRUCTION SERVICES, LLC | Unknown | Male | \$8,322,240 | \$8,268,252 | \$53,988 |
| 3 | VA | RMA ASSOCIATES, LLC | Unknown | Male | \$16,538,761 | \$5,622,886 | \$10,915,875 |
| 3 | VA | LIGHTFEATHER IO LLC | Unknown | Female | \$922,453 | \$922,453 | \$0 |
| 3 | VA | GLOBAL LANGUAGE STRATEGIES LLC | Unknown | Female | \$486,201 | \$0 | \$486,201 |
| 3 | VA | OUTSIDE THE BOX, LLC | Unknown | Female | \$43,735,952 | \$9,749,708 | \$33,986,244 |
| 3 | VA | WARD ENG SUPPORT SERVICES, INC. | Unknown | Female | \$782,349 | \$0 | \$782,349 |
| 3 | VA | WISE MOVERS LLC | Unknown | Male | \$608,363 | \$252,712 | \$355,651 |
| 3 | VA | MISSION FIRST SOLUTIONS LLC | Unknown | Male | \$1,233,109 | \$247,010 | \$986,099 |
| 3 | VA | LEIDIT, LLC | Unknown | Male | \$1,726,708 | \$1,654,508 | \$72,200 |
| 3 | VA | FORSYTHE, INC. | Unknown | Female | (\$61,817) | (\$61,817) | \$0 |
| 3 | VA | MAXISOFT CORPORATION | Unknown | Male | \$1,063,968 | \$1,063,968 | \$0 |

FY 23 408 Report Appendix B

| | | | | | | | |
|---|----|--|---------|--------|--------------|--------------|--------------|
| 3 | VA | GREENWISE CONSULTING, LLC | Unknown | Female | \$0 | \$0 | |
| 3 | VA | CONCEPT PLUS, LLC | Unknown | Male | \$27,500,911 | \$7,455,713 | \$20,045,198 |
| 3 | VA | TENICA AND ASSOCIATES LLC | Unknown | Female | \$13,895,315 | \$9,326,497 | \$4,568,818 |
| 3 | VA | EXOR SOLUTIONS INCORPORATED | Unknown | Male | \$0 | \$0 | \$0 |
| 3 | VA | QUALITY CONTRACTING, INC. | Unknown | Female | \$2,447,720 | \$2,420,411 | \$27,309 |
| 3 | VA | POWDER RIVER INDUSTRIES, LLC | Unknown | Female | \$8,290,588 | \$0 | \$8,290,588 |
| 3 | VA | C EVANS CONSULTING LLC | Unknown | Female | \$611,150 | \$611,150 | \$0 |
| 3 | VA | DAVIES, LINDA M | Unknown | Female | (\$36,271) | (\$36,271) | \$0 |
| 3 | VA | INTERNATIONAL TRADE MANAGEMENT GROUP, LLC | Unknown | Male | \$324,681 | \$0 | \$324,681 |
| 3 | VA | INTERNATIONAL CONSULTING ASSOCIATES, INC. | Unknown | Male | \$20,957,961 | \$16,302,400 | \$4,655,561 |
| 3 | VA | FORGE GROUP, LLC | Unknown | Female | \$15,777,847 | \$9,851,165 | \$5,926,682 |
| 3 | VA | THINKTEK LLC | Unknown | Male | \$9,827,791 | \$7,813,711 | \$2,014,080 |
| 3 | VA | MCKENDREE SERVICES, INC. | Unknown | Male | \$581,928 | \$581,928 | \$0 |
| 3 | VA | OXLEY ENTERPRISES, INC. | Unknown | Female | \$3,600,000 | \$0 | \$3,600,000 |
| 3 | VA | ASO INTERNATIONAL GROUP, INC | Unknown | Male | \$1,328,218 | \$568,688 | \$759,530 |
| 3 | VA | USTRONICS.COM, INC. | Unknown | Male | \$196,427 | \$0 | \$196,427 |
| 3 | VA | CODE PLUS INC | Unknown | Female | \$6,587,290 | \$6,226,290 | \$361,000 |
| 3 | VA | AVYANCE, LLC | Unknown | Female | \$3,072,741 | \$203,000 | \$2,869,741 |
| 3 | VA | SHADOWBOX CONSULTING ASSOCIATES, LLC | Unknown | Female | \$1,288,705 | \$890,365 | \$398,340 |
| 3 | VA | AUTEM NOVUS LLC | Unknown | Female | \$0 | \$0 | \$0 |
| 3 | VA | CAPSTONE ERP CONSULTING LLC | Unknown | Male | \$0 | \$0 | \$0 |
| 3 | VA | ORTMAN CONSULTING LLC | Unknown | Male | \$478,072 | \$478,072 | \$0 |
| 3 | VA | QED ENTERPRISES INC. | Unknown | Male | \$46,489,917 | \$45,635,877 | \$854,040 |
| 3 | VA | ONEZERO SOLUTIONS LLC | Unknown | Male | \$5,698,165 | \$2,758,103 | \$2,940,062 |
| 3 | VA | IKOS TECHNOLOGIES INC. | Unknown | Male | \$0 | \$0 | |
| 3 | VA | GOLDSCHMITT AND ASSOCIATES LLC | Unknown | Male | \$44,565,680 | \$2,315,581 | \$42,250,099 |
| 3 | VA | I3CORE INCORPRATED | Unknown | Female | \$0 | \$0 | \$0 |
| 3 | VA | ATHENA CONSTRUCTION GROUP, INC. | Unknown | Female | \$27,330,570 | \$6,156,171 | \$21,174,399 |
| 3 | VA | GEMINI 3 GROUP, INC., THE | Unknown | Female | \$8,709,985 | \$2,982,096 | \$5,727,889 |
| 3 | VA | FAR CONSULTING INC | Unknown | Male | \$0 | \$0 | |
| 3 | VA | MOTION MATTERS INC | Unknown | Male | \$0 | \$0 | |
| 3 | VA | BLAKE WILLSON GROUP LLC | Unknown | Male | \$8,665,962 | \$5,167,170 | \$3,498,792 |
| 3 | VA | XCELLENT TECHNOLOGY SOLUTIONS, INC. | Unknown | Male | \$9,303,883 | \$9,303,883 | \$0 |
| 3 | VA | AMIVERO LLC | Unknown | Female | \$12,424,327 | \$2,481,900 | \$9,942,427 |
| 3 | VA | INTELLECTEHS, INC. | Unknown | Female | \$14,533,229 | \$4,656,474 | \$9,876,756 |
| 3 | VA | ACME PROCESS GROUP, LLC | Unknown | Male | \$0 | \$0 | |
| 3 | WV | DOCIT SOLUTIONS, LLC | BA | Male | \$0 | \$0 | \$0 |
| 3 | WV | NORRIS SAFETY MANAGEMENT AND CONSULTING LLC | BA | Male | \$0 | \$0 | |
| 3 | WV | INDICIUM TECHNOLOGIES INC. | BA | Female | \$504,397 | \$428,375 | \$76,022 |
| 3 | WV | GLOBAL ENVIRONMENTAL & REMEDIATION, LLC | BA | Male | \$442,218 | \$0 | \$442,218 |
| 3 | WV | TRILOGY INNOVATIONS INC. | BA | Male | \$2,418,737 | \$919,130 | \$1,499,607 |
| 3 | WV | ALONSO GROUP, LLC, THE | HA | Male | \$1,033,204 | \$329,396 | \$703,808 |
| 3 | WV | TI VERBATIM CONSULTING INC. | HA | Female | \$6,558,593 | \$5,062,015 | \$1,496,578 |

FY 23 408 Report Appendix B

| | | | | | | | |
|---|----|--|---------|--------|---------------|---------------|---------------|
| 3 | WV | KBR CONTRACTING, LLC | HA | Male | \$0 | \$0 | |
| 3 | WV | GREENBRIER GOVERNMENT SOLUTIONS INC. | Unknown | Male | \$170,318,680 | \$365,293 | \$169,953,387 |
| 3 | WV | A3L FEDERAL WORKS, LLC | Unknown | Female | \$5,037,700 | \$4,723,288 | \$314,412 |
| 3 | WV | FRIENDS INTERPRETING SERVICES, LLC | Unknown | Female | \$1,288,639 | (\$190,253) | \$1,478,892 |
| 4 | AL | PCI MANUFACTURING LLC | AIT | Entity | \$373,797 | \$0 | \$373,797 |
| 4 | AL | PCI AVIATION LLC | AIT | N/A | \$12,721,317 | \$12,721,317 | \$0 |
| 4 | AL | REDTOWN TECHNICAL SERVICES, LLC | AIT | Entity | \$37,144,073 | \$1,424,046 | \$35,720,027 |
| 4 | AL | MA-CHIS GULF COAST, INC. | AIT | Entity | \$0 | \$0 | |
| 4 | AL | MA-CHIS INTERNATIONAL SERVICES, INC. | AIT | Entity | \$8,557,135 | \$4,871,827 | \$3,685,307 |
| 4 | AL | PCI TECHNOLOGY LLC | AIT | Entity | \$0 | \$0 | |
| 4 | AL | FORTIS NATIVE GROUP LLC | AIT | Entity | \$2,414,077 | \$2,414,077 | \$0 |
| 4 | AL | PCI SUPPORT SERVICES LLC | AIT | Entity | \$31,527,764 | \$11,532,766 | \$19,994,998 |
| 4 | AL | PCI PRODUCTIONS LLC | AIT | Entity | \$11,900,938 | \$11,608,074 | \$292,864 |
| 4 | AL | AGILE DECISION SCIENCES, LLC | ANC | Entity | \$186,949,400 | \$168,287,111 | \$18,662,288 |
| 4 | AL | YULISTA SOLUTIONS LLC | ANC | Entity | \$69,343,875 | \$18,004,081 | \$51,339,794 |
| 4 | AL | STRATA-G SOLUTIONS, LLC | ANC | Entity | \$27,609,064 | \$6,224,602 | \$21,384,462 |
| 4 | AL | YULISTA TACTICAL SERVICES, LLC | ANC | N/A | (\$4,134,591) | (\$3,052,428) | (\$1,082,163) |
| 4 | AL | STRAITSYS INC | ANC | Entity | \$5,867,251 | \$0 | \$5,867,251 |
| 4 | AL | TUNISTA LOGISTICS SOLUTIONS, LLC | ANC | N/A | \$16,522,419 | \$16,522,419 | \$0 |
| 4 | AL | YULISTA INTEGRATED SOLUTIONS, LLC | ANC | N/A | \$14,934,638 | \$10,429,130 | \$4,505,508 |
| 4 | AL | YULISTA SUPPORT SERVICES, LLC | ANC | N/A | \$93,443,142 | \$79,584,868 | \$13,858,274 |
| 4 | AL | YULISTA AEROSPACE AND DEFENSE, LLC | ANC | Entity | \$0 | \$0 | \$0 |
| 4 | AL | YULISTA SERVICES, LLC | ANC | N/A | \$1,176,278 | \$602,434 | \$573,844 |
| 4 | AL | TSI FEDERAL, LLC | ANC | Entity | \$500,674 | \$500,674 | \$0 |
| 4 | AL | NISGAA CIOPS LLC | ANC | Entity | \$0 | \$0 | |
| 4 | AL | TUNISTA OPERATIONS SUPPORT SERVICES LLC | ANC | Entity | \$2,218,586 | \$2,218,586 | \$0 |
| 4 | AL | ESSNOVA SOLUTIONS, INC. | AP | Female | \$17,003,378 | \$15,165,310 | \$1,838,068 |
| 4 | AL | KNIGHT TECHNICAL SOLUTIONS, LLC | AP | Male | \$0 | \$0 | |
| 4 | AL | DRODEX INC | AP | Male | \$319,507 | \$0 | \$319,507 |
| 4 | AL | AK MANUFACTURING INC | AP | Male | \$0 | \$0 | |
| 4 | AL | PEGASUS TECHNOLOGIES & SOLUTIONS, INC. | AP | Male | \$0 | \$0 | \$0 |
| 4 | AL | VISILTY CONSULTANTS, LLC | BA | Male | \$0 | \$0 | |
| 4 | AL | CDO CONSULTING SERVICES, LLC | BA | Male | \$0 | \$0 | \$0 |
| 4 | AL | RADIAL SOLUTIONS INC | BA | Male | \$1,189,930 | \$1,189,930 | \$0 |
| 4 | AL | PROVISION CONTRACTING SERVICES LLC | BA | Male | \$106,843 | \$45,513 | \$61,330 |
| 4 | AL | C & R MOVERS, LLC | BA | Male | \$174,562 | \$40,769 | \$133,793 |
| 4 | AL | REYNOLDS RESEARCH & TECHNOLOGY CORPORATION | BA | Male | \$0 | \$0 | |
| 4 | AL | BERT CONSTRUCTION INC | BA | Male | \$36,827 | \$0 | \$36,827 |
| 4 | AL | CM ADVANCED TECHNOLOGIES, INC. | BA | Male | \$0 | \$0 | |

FY 23 408 Report Appendix B

| | | | | | | | |
|---|----|---|-----|--------|--------------|--------------|--------------|
| 4 | AL | BLUEJIREH, INC. | BA | Male | \$776,118 | \$92,251 | \$683,867 |
| 4 | AL | PROPELLED TECHNOLOGIES LLC | BA | Male | \$0 | \$0 | \$0 |
| 4 | AL | ACQCENTRIC, INC. | BA | Female | \$0 | \$0 | \$0 |
| 4 | AL | MB SOLUTIONS, INC. | BA | Female | \$12,728,705 | \$9,245,438 | \$3,483,267 |
| 4 | AL | ZEALRIVER TECHNOLOGIES, INC. | BA | Female | \$179,345 | \$179,345 | \$0 |
| 4 | AL | ULTIMATE ROOFING LLC | BA | Male | \$0 | \$0 | |
| 4 | AL | SUPERIOR TASKING ADVANTAGE CONTRACTING INC | BA | Male | \$8,718,148 | \$7,950,303 | \$767,845 |
| 4 | AL | TWO PROPERTIES, LLC | BA | Male | \$0 | \$0 | |
| 4 | AL | YVONNE GREEN DAVIS PC | BA | Female | \$66,236 | \$0 | \$66,236 |
| 4 | AL | 3 SQUARED TECHNOLOGY GROUP, LLC | BA | Male | \$2,392,549 | \$2,392,549 | \$0 |
| 4 | AL | BTOPS LANDSCAPING INC | BA | Male | \$196,714 | \$196,714 | \$0 |
| 4 | AL | IN MEMORIAM, LLC | BA | Female | \$0 | \$0 | |
| 4 | AL | VISIONARY ENGINEERING & SERVICES, LLP | BA | Female | \$0 | \$0 | \$0 |
| 4 | AL | 1 SYNC TECHNOLOGIES, LLC | BA | Male | \$2,712,911 | \$1,644,831 | \$1,068,080 |
| 4 | AL | CARTER CONSULTING, CORP. | BA | Female | \$0 | \$0 | |
| 4 | AL | KEECHA HARRIS & ASSOC INC | BA | Female | \$0 | \$0 | \$0 |
| 4 | AL | PROGRAM MANAGEMENT AND TECHNOLOGY SERVICES, INC | BA | Female | \$8,197,601 | \$5,269,187 | \$2,928,414 |
| 4 | AL | PLATINUM LOGISTICS SOLUTIONS LLC | BA | Male | \$1,060,751 | \$565,398 | \$495,352 |
| 4 | AL | BROWN TECHNOLOGIES INCORPORATED | BA | Female | \$0 | \$0 | \$0 |
| 4 | AL | STRADA PROFESSIONAL SERVICES, LLC | BA | Male | \$0 | \$0 | |
| 4 | AL | VISION TECHNOLOGY INC. | BA | Male | \$3,604,643 | \$1,926,564 | \$1,678,080 |
| 4 | AL | JNB SERVICES, LLC | HA | Male | \$4,538,728 | \$3,637,768 | \$900,961 |
| 4 | AL | CENTRO RESOURCES, LLC | HA | Male | \$0 | \$0 | |
| 4 | AL | COMMANDTEC, LLC | HA | Female | \$0 | \$0 | |
| 4 | AL | SOUTHEASTERN INDUSTRIAL CONSTRUCTION, LLC | HA | Male | \$21,651,469 | \$19,349,349 | \$2,302,120 |
| 4 | AL | ENLOGICA SOLUTIONS, LLC | HA | Male | \$761,043 | \$761,043 | \$0 |
| 4 | AL | RELOGIC RESEARCH, INC. | HA | Male | \$5,626,753 | \$645,959 | \$4,980,794 |
| 4 | AL | AFC DEVELOPMENT, INC. | HA | Male | \$3,097,775 | \$3,097,775 | \$0 |
| 4 | AL | DAWSON SOLUTIONS, LLC | NHO | N/A | \$41,931,950 | \$25,244,341 | \$16,687,609 |
| 4 | AL | KFS, LLC | NHO | N/A | \$4,598,189 | \$4,598,189 | \$0 |
| 4 | AL | JBS SOLUTIONS INC | NA | Female | \$0 | \$0 | \$0 |
| 4 | AL | RESOLUTION LLC | NA | Male | \$0 | \$0 | |
| 4 | AL | NEVER ENDING TECHNOLOGY, INC. | NA | Female | \$2,569,866 | \$1,937,918 | \$631,948 |
| 4 | AL | PACE ENTERPRISES INC | NA | Male | \$0 | \$0 | |
| 4 | AL | NOETIC STRATEGIES, INC. | NA | Female | \$1,971,701 | \$495,600 | \$1,476,101 |
| 4 | AL | REDMOND CONSTRUCTION COMPANY L.L.C. | NA | Male | \$0 | \$0 | \$0 |
| 4 | AL | WISEFOX SOLUTIONS, INC. | NA | Male | \$239,597 | \$239,597 | \$0 |
| 4 | AL | SEABROOK SOLUTIONS, LLC | NA | Female | \$1,234,400 | \$1,004,768 | \$229,632 |
| 4 | AL | ETHIC TECH, LLC | NA | Male | \$5,871,029 | \$3,387,694 | \$2,483,335 |
| 4 | AL | WRIGHT BROS., LLC | NA | Male | \$45,967,576 | \$28,708,697 | \$17,258,879 |
| 4 | AL | W.W. WHITETAILS, L.L.C. | NA | Male | \$0 | \$0 | |
| 4 | AL | ACES GROUP, LLC | NA | Male | \$0 | \$0 | \$0 |

FY 23 408 Report Appendix B

| | | | | | | | |
|---|----|---|---------|--------|--------------|--------------|-------------|
| 4 | AL | KODA TECHNOLOGIES INC. | NA | Female | \$3,675,125 | \$3,675,125 | \$0 |
| 4 | AL | ARCHWAY SOLUTIONS LIMITED LIABILITY COMPANY | NA | Male | \$6,018,234 | \$5,925,342 | \$92,892 |
| 4 | AL | AWICK ENTERPRISES, INC. | NA | Male | \$0 | \$0 | |
| 4 | AL | AP EQUITY LLC | SA | Male | \$0 | \$0 | |
| 4 | AL | SOUTH ALABAMA CONTRACTING LLC | Unknown | Female | \$1,425,786 | \$1,080,032 | \$345,754 |
| 4 | AL | CORTINA SOLUTIONS, LLC | Unknown | Female | \$896,368 | \$0 | \$896,368 |
| 4 | AL | VANGUARD PACIFIC LLC | Unknown | Female | \$13,792,734 | \$11,189,984 | \$2,602,750 |
| 4 | FL | H2 PCI LLC | AIT | Entity | \$4,432,559 | \$3,834,766 | \$597,792 |
| 4 | FL | KATMAI COMMODITIES, LLC | ANC | Entity | \$1,707,529 | \$1,523,260 | \$184,269 |
| 4 | FL | KATMAI DIVERSIFIED SERVICES, LLC | ANC | Entity | \$6,619,962 | \$6,619,962 | \$0 |
| 4 | FL | KATMAI RESOURCE MANAGEMENT, LLC | ANC | Entity | \$27,190,665 | \$23,247,703 | \$3,942,962 |
| 4 | FL | KATMAI TECHNICAL SERVICES, LLC | ANC | N/A | \$30,682,641 | \$27,144,536 | \$3,538,104 |
| 4 | FL | KATMAI INTEGRATED SOLUTIONS, LLC | ANC | N/A | \$19,128,297 | \$10,237,932 | \$8,890,366 |
| 4 | FL | AOR INTERNATIONAL, INC. | ANC | Entity | \$665,199 | \$665,199 | \$0 |
| 4 | FL | KATMAI MANAGEMENT SERVICES, LLC | ANC | Entity | \$91,252,614 | \$81,637,844 | \$9,614,770 |
| 4 | FL | KATMAI CONSTRUCTION, LLC | ANC | Entity | \$0 | \$0 | |
| 4 | FL | KATMAI QUANTUM LLC | ANC | Entity | \$0 | \$0 | |
| 4 | FL | KATMAI HEALTH SERVICES, LLC | ANC | N/A | \$22,967,647 | \$22,967,647 | \$0 |
| 4 | FL | ICE TECHNICAL SERVICES INCORPORATED | ANC | N/A | \$4,356,953 | \$3,305,023 | \$1,051,930 |
| 4 | FL | KATMAI GLOBAL SOLUTIONS LLC | ANC | Entity | \$3,032,463 | \$3,032,463 | \$0 |
| 4 | FL | KATMAI NORTH AMERICA, LLC | ANC | Entity | \$22,837,888 | \$23,501,815 | (\$663,928) |
| 4 | FL | SHEE ATIKA ENTERPRISES, LLC | ANC | N/A | \$9,993,621 | \$9,993,621 | \$0 |
| 4 | FL | AHTNA MARINE & CONSTRUCTION COMPANY, LLC | ANC | Entity | \$17,792,572 | \$7,952,233 | \$9,840,339 |
| 4 | FL | 11 SERIES ENERGY, INC. | AP | Male | \$2,262,081 | \$2,216,581 | \$45,500 |
| 4 | FL | MULE ENGINEERING, INC. | AP | Male | \$3,699,312 | \$0 | \$3,699,312 |
| 4 | FL | EXTREME TACTICAL, INC. | AP | Female | \$3,511,046 | \$3,326,067 | \$184,978 |
| 4 | FL | 8-KOI, INC. | AP | Female | \$9,539,054 | \$7,587,425 | \$1,951,629 |
| 4 | FL | NATIVE INSTINCT LLC | AP | Male | \$6,513,775 | \$0 | \$6,513,775 |
| 4 | FL | EMERGING TECH LLC | AP | Male | \$0 | \$0 | \$0 |
| 4 | FL | ONESOURCEPCS, LLC | AP | Male | \$3,385,545 | \$3,276,804 | \$108,742 |
| 4 | FL | CVG STRATEGY, LLC | AP | Female | \$0 | \$0 | |
| 4 | FL | NEXT PHASE SOLUTIONS, LLC | AP | Female | \$223,770 | \$0 | \$223,770 |
| 4 | FL | VENATORE LLC | AP | Male | \$135,637 | \$135,637 | \$0 |
| 4 | FL | INNOVATIVE SYSTEMS GROUP OF FLORIDA, INC. | AP | Male | \$824,038 | \$707,403 | \$116,634 |
| 4 | FL | CASTALIA SYSTEMS LLC | AP | Female | \$0 | \$0 | \$0 |
| 4 | FL | SURFBIGDATA LLC | AP | Male | \$231,000 | \$231,000 | \$0 |
| 4 | FL | INFINITAS ENGINEERING INC. | AP | Female | \$0 | \$0 | |
| 4 | FL | ENERGY AND ENVIRONMENT, LLC | AP | Male | \$5,564,913 | \$5,564,913 | \$0 |
| 4 | FL | KNK ENGINEERING CONSULTING CORP. | AP | Female | \$2,501,160 | \$1,006,013 | \$1,495,147 |
| 4 | FL | SHORE MANAGEMENT SOLUTIONS LLC | AP | Male | \$0 | \$0 | |

FY 23 408 Report Appendix B

| | | | | | | | |
|---|----|---|----|--------|--------------|--------------|-------------|
| 4 | FL | SKYMANTICS, LLC | AP | Male | \$2,385,631 | \$0 | \$2,385,631 |
| 4 | FL | STEVE STEWARTS MOSQUITO MISTING LLC | AP | Male | \$0 | \$0 | |
| 4 | FL | AIKO ENTERPRISES INC. | AP | Male | \$3,712,223 | \$2,913,501 | \$798,722 |
| 4 | FL | ROGUE INDUSTRIES, LLC | AP | Male | \$10,024,535 | \$3,361,485 | \$6,663,049 |
| 4 | FL | ANDERSON PLACE CONSTRUCTION LLC | AP | Male | \$17,365,691 | \$17,113,175 | \$252,516 |
| 4 | FL | OCEAN (CARIBBEAN) DISTRIBUTORS, INC. | BA | Female | \$0 | \$0 | |
| 4 | FL | THE SAVVY DIMENSION LLC | BA | Female | \$0 | \$0 | |
| 4 | FL | GET-IT-N-GO TRUCKING CO. LLC | BA | Female | \$0 | \$0 | |
| 4 | FL | MCKENZIE'S CLEANING INC. | BA | Female | \$1,935,930 | \$1,109,378 | \$826,552 |
| 4 | FL | GILCHRIST LAW FIRM, P.A., THE | BA | Male | \$8,021,483 | \$828,029 | \$7,193,455 |
| 4 | FL | BLUEPRINT CREATIVE GROUP, LLC | BA | Female | \$1,823,154 | \$738,605 | \$1,084,549 |
| 4 | FL | ERS, CORP. | BA | Male | \$2,549,644 | \$2,423,151 | \$126,492 |
| 4 | FL | MATTHIS CONSTRUCTION COMPANY, INC. | BA | Male | \$0 | \$0 | |
| 4 | FL | GUILLAUME GROUP, LLC | BA | Male | \$0 | \$0 | |
| 4 | FL | BUILDING ENVELOPE MANAGEMENT LLC | BA | Male | \$90,650 | \$0 | \$90,650 |
| 4 | FL | COLEMAN PUBLIC RELATIONS & CONSULTING FIRM LLC | BA | Male | \$0 | \$0 | |
| 4 | FL | M&M CLEANING SERVICES | BA | Male | \$0 | \$0 | |
| 4 | FL | STRATEGIC INNOVATIVE SOLUTIONS LLC | BA | Male | \$6,966,338 | \$5,988,911 | \$977,427 |
| 4 | FL | SILVER-SMITH DEVELOPMENT, LLC | BA | Female | \$0 | \$0 | |
| 4 | FL | CLAYTON CO. CONSULTANTS LLC | BA | Female | \$1,117,932 | \$1,089,954 | \$27,978 |
| 4 | FL | ACUITY DESIGN GROUP, INC | BA | Female | \$1,462,144 | \$1,462,144 | \$0 |
| 4 | FL | CORRECTIONAL MANAGEMENT & COMMUNICATIONS GROUP, LLC | BA | Male | \$155,678 | \$0 | \$155,678 |
| 4 | FL | SOLUTIONS HEALTH LLC | BA | Male | \$0 | \$0 | |
| 4 | FL | CARTRIDGE WORKS PLUS, LLC | BA | Male | \$0 | \$0 | |
| 4 | FL | INTERNATIONAL SUPPORT GROUP LLC | BA | Female | \$17,570,312 | \$11,522,528 | \$6,047,784 |
| 4 | FL | CRATIS AUTOMATION SOLUTIONS LLC | BA | Male | \$0 | \$0 | |
| 4 | FL | I.M.D.C., INCORPORATED | BA | Male | \$717,941 | \$623,498 | \$94,443 |
| 4 | FL | MAINSTREAM IP SOLUTIONS, INC. | BA | Male | \$9,003,081 | \$6,554,680 | \$2,448,401 |
| 4 | FL | OPEN PORTAL, INC. | BA | Male | \$0 | \$0 | \$0 |
| 4 | FL | BG CONSULTING SERVICES LLC | BA | N/A | \$7,188,747 | \$6,315,179 | \$873,568 |
| 4 | FL | MEDIUMFOUR, LLC | BA | Male | \$0 | \$0 | |
| 4 | FL | TV GUY ORLANDO, LLC | BA | Male | \$673,694 | \$54,722 | \$618,971 |
| 4 | FL | MOORE, CARLETTE R | BA | Female | \$0 | \$0 | |
| 4 | FL | BEST VALUE MANAGEMENT, LLC | BA | Female | \$4,983,265 | \$4,432,329 | \$550,936 |
| 4 | FL | VESTED METALS INTERNATIONAL, LLC | BA | Male | \$322,132 | \$163,800 | \$158,332 |
| 4 | FL | THOMPSON, DEBORAH K | BA | Female | \$284,312 | \$0 | \$284,312 |
| 4 | FL | DIAMOND CAPTURE ASSOCIATES, LLC | BA | Male | \$0 | \$0 | \$0 |

FY 23 408 Report Appendix B

| | | | | | | | |
|---|----|--|----|--------|--------------|-------------|--------------|
| 4 | FL | CONSTRUCTION AND ENGINEERING SERVICES CONSULTANT | BA | Male | \$0 | \$0 | |
| 4 | FL | IAGI, INC | BA | Male | \$0 | \$0 | |
| 4 | FL | CDEEM CO | BA | Male | \$11,045,028 | \$0 | \$11,045,028 |
| 4 | FL | 4EST CONSTRUCTION LLC | BA | Male | \$0 | \$0 | |
| 4 | FL | DIVERSE PROFESSIONAL SOLUTIONS, LLC | BA | Male | \$78,768 | \$78,768 | \$0 |
| 4 | FL | EBS SECURITY INC. | BA | Female | \$0 | \$0 | |
| 4 | FL | VICTORY PLUMBING INC | BA | Male | \$53,030 | \$21,730 | \$31,300 |
| 4 | FL | TOM HAMMONDS ENTERPRISES, LLC | BA | Male | \$1,051,201 | \$715,042 | \$336,159 |
| 4 | FL | IPHONE AND IPAD WAREHOUSE LLC | BA | Male | \$0 | \$0 | |
| 4 | FL | OPTIONAL SOLUTIONS, LLC | BA | Female | \$32,500 | \$0 | \$32,500 |
| 4 | FL | SDTR CONSULTING, LLC | BA | Female | \$0 | \$0 | |
| 4 | FL | LEONARD GRAHAM INC | BA | Male | \$0 | \$0 | |
| 4 | FL | TRIMERGE CONSULTING GROUP, PA | BA | Female | \$0 | \$0 | |
| 4 | FL | AGILE IT SYNERGY LLC | BA | Male | \$4,340,999 | \$4,340,999 | \$0 |
| 4 | FL | ELEVATED DESIGN AND CONSTRUCTION LLC | BA | Male | \$0 | \$0 | |
| 4 | FL | HZ CONSTRUCTION INC | BA | Male | \$2,812,125 | \$2,704,885 | \$107,240 |
| 4 | FL | SMALL BUSINESS INFORMATION & RESOURCE CORP. | BA | Male | \$51,490 | \$0 | \$51,490 |
| 4 | FL | BROOKS ENVIRONMENTAL SOLUTIONS, LLC | BA | Male | \$2,134,729 | \$2,128,222 | \$6,507 |
| 4 | FL | UNITED ONE COMMUNICATIONS LLC | BA | Male | \$0 | \$0 | \$0 |
| 4 | FL | LUCAYAN TECHNOLOGY SOLUTIONS LLC | BA | Male | \$2,680,588 | \$1,910,810 | \$769,778 |
| 4 | FL | SPATHE SYSTEMS LLC | BA | Male | \$34,281,223 | \$3,937,090 | \$30,344,133 |
| 4 | FL | PETERS AND YAFFEE, INC. | BA | Male | \$0 | \$0 | |
| 4 | FL | HP5 CONSULTING LLC | BA | Female | \$0 | \$0 | |
| 4 | FL | GALT GROUP INC. | BA | Male | \$0 | \$0 | |
| 4 | FL | PB MARKETING GROUP LLC | BA | Male | \$25,248 | \$0 | \$25,248 |
| 4 | FL | STRATEGIC DEFENSE SOLUTIONS, LLC | BA | Female | \$1,441,330 | \$659,288 | \$782,042 |
| 4 | FL | MAYNARD ENTERPRISES, INC. | BA | Male | \$313,517 | \$0 | \$313,517 |
| 4 | FL | KRA MANAGEMENT SERVICES, INC. | BA | Female | \$137,243 | \$0 | \$137,243 |
| 4 | FL | VISTRA COMMUNICATIONS, LLC | BA | Male | \$10,295,209 | \$4,506,738 | \$5,788,470 |
| 4 | FL | DEMETRIUS SHACK'S PAINTING SERVICE, INC. | BA | Male | \$0 | \$0 | |
| 4 | FL | Q-Q RESEARCH CONSULTANTS | BA | Female | \$488,926 | \$406,378 | \$82,548 |
| 4 | FL | ELITE BUSINESS STRATEGIES, LLC | BA | Female | \$164,030 | \$164,030 | \$0 |
| 4 | FL | ARDENT RETICENT CONSULTING LLC | BA | Male | \$0 | \$0 | |
| 4 | FL | PRIMORDIAL VENTURES LLC | BA | Male | \$0 | \$0 | \$0 |
| 4 | FL | AMERICA'S WORKFORCE SOLUTION LLC | BA | Female | \$0 | \$0 | |
| 4 | FL | MED WRITERS LLC, THE | BA | Female | \$0 | \$0 | |

FY 23 408 Report Appendix B

| | | | | | | | |
|---|----|--|----|--------|--------------|--------------|--------------|
| 4 | FL | COAKLEY MECHANICAL, INC. | BA | Male | \$0 | \$0 | |
| 4 | FL | ARIEL BUSINESS GROUP, INC., THE | BA | Male | \$2,274,318 | \$2,274,318 | \$0 |
| 4 | FL | WILLIAMS ROOFING & CONSTRUCTION INC. | BA | Male | \$542,866 | \$542,866 | \$0 |
| 4 | FL | HEAVENLY HEARTS CLEANING SERVICES, INC. | BA | Female | \$1,105,581 | \$1,105,581 | \$0 |
| 4 | FL | THE X CONSULTING GROUP LLC | BA | Female | \$0 | \$0 | |
| 4 | FL | AMG HEALTHCARE SERVICES, INC. | BA | Male | \$33,165,393 | \$3,289,936 | \$29,875,457 |
| 4 | FL | PIAGIUM LLC | BA | Male | \$0 | \$0 | |
| 4 | FL | PP91 ENTERPRISES INCORPORATED | BA | Male | \$248,800 | \$0 | \$248,800 |
| 4 | FL | PLURAX, LLC | BA | Male | \$1,138,507 | \$1,095,757 | \$42,750 |
| 4 | FL | BLACKSTAR COMPANIES, LLC, THE | BA | Male | \$477,040 | \$477,040 | \$0 |
| 4 | FL | ALJ SERVICES LLC | BA | Female | \$0 | \$0 | |
| 4 | FL | TRINITY GLOBAL FINANCIAL GROUP PLLC | BA | Female | \$0 | \$0 | |
| 4 | FL | STERILE SERVICES CO. | BA | Female | \$5,005,066 | \$2,719,061 | \$2,286,005 |
| 4 | FL | MCKENZIE CONSTRUCTION & SITE DEVELOPMENT LLC | BA | Male | \$31,525,234 | \$27,448,356 | \$4,076,877 |
| 4 | FL | KALIMANTAN ENVIRONMENTAL SERVICES, INC. | BA | Male | \$0 | \$0 | |
| 4 | FL | GEC TRUCKING, INC. | BA | Male | \$5,250,113 | \$287,080 | \$4,963,033 |
| 4 | FL | PARAGON CYBER SOLUTIONS, LLC | BA | Female | \$291,080 | \$291,080 | \$0 |
| 4 | FL | SECURANCE LLC | BA | Male | \$215,012 | \$215,012 | \$0 |
| 4 | FL | FLY HIGH COACHING, LLC | BA | Female | \$0 | \$0 | |
| 4 | FL | RAFFERTY HOLDINGS, LLC | BA | Male | \$0 | \$0 | |
| 4 | FL | EXCEL4 LLC | BA | Male | \$0 | \$0 | |
| 4 | FL | COX-MORGAN & ASSOCIATES LLC | BA | Female | \$227,000 | \$0 | \$227,000 |
| 4 | FL | OTBE INC | BA | Male | \$175,000 | \$175,000 | \$0 |
| 4 | FL | U-4 GLOBAL ENTERPRISE INC | BA | Female | \$0 | \$0 | |
| 4 | FL | FAITHWORKS TOTAL GROUND MAINTENANCE LLC | BA | Male | \$31,609 | \$31,609 | \$0 |
| 4 | FL | A.C. CONCRETE ENTERPRISE, INC | BA | Male | \$0 | \$0 | |
| 4 | FL | WYVERN SECURITY LLC | BA | Female | \$0 | \$0 | \$0 |
| 4 | FL | HUMAN CAPITAL RESOURCES AND CONCEPTS INC | BA | Female | \$4,109,127 | \$2,539,239 | \$1,569,888 |
| 4 | FL | KREATIVE MARKETING STRATEGIES, INC. | BA | Female | \$1,695,500 | \$2,222,513 | (\$527,013) |
| 4 | FL | JEREL MCCANTS ARCHITECTURE, INC. | BA | Male | \$0 | \$0 | |
| 4 | FL | PARU LLC | BA | Male | \$0 | \$0 | |
| 4 | FL | PAT V MACK INC | BA | Male | \$5,132,413 | \$1,637,125 | \$3,495,288 |
| 4 | FL | FORENSIC ACCOUNTANTS & CONSULTANTS P.A. | HA | Female | \$0 | \$0 | \$0 |
| 4 | FL | DELFO INDUSTRIES, INC. | HA | Male | \$681,930 | \$148,920 | \$533,010 |
| 4 | FL | A-1 ANHERMA, LLC | HA | Male | \$922,619 | \$922,619 | \$0 |
| 4 | FL | CAMACHO ENTERPRISES, INC. | HA | Male | \$219,640 | \$0 | \$219,640 |
| 4 | FL | INDY INTERPRETING INC | HA | Female | \$781,906 | \$0 | \$781,906 |
| 4 | FL | R & R QUALITY PAINTING INC | HA | Male | \$3,272,831 | \$2,128,098 | \$1,144,733 |
| 4 | FL | AIO ENTERPRISE, LLC. | HA | Female | \$0 | \$0 | |

FY 23 408 Report Appendix B

| | | | | | | | |
|---|----|---|----|--------|--------------|--------------|--------------|
| 4 | FL | SECURITY MANAGEMENT INNOVATIONS, INC. | HA | Male | \$0 | \$0 | |
| 4 | FL | JONES BENITEZ CORPORATION | HA | Female | \$0 | \$0 | |
| 4 | FL | INFINITE SOURCE COMMUNICATIONS GROUP, LLC | HA | Female | \$0 | \$0 | |
| 4 | FL | DEGRAAF SYSTEMS INC. | HA | Male | \$145,703 | \$0 | \$145,703 |
| 4 | FL | MERIDIAN PARTNERS, LLC | HA | Male | \$5,179,245 | \$5,179,245 | \$0 |
| 4 | FL | APPLIED ECOLOGY INC. | HA | Female | \$2,042,856 | \$2,008,608 | \$34,247 |
| 4 | FL | ELLOS GLOBAL LLC | HA | Female | \$1,791,793 | \$1,791,793 | \$0 |
| 4 | FL | STELLAR TECHNOLOGIES, INC. | HA | Male | \$0 | \$0 | |
| 4 | FL | JIRACOR LLC | HA | Female | \$8,107,831 | \$7,045,545 | \$1,062,286 |
| 4 | FL | AMERICARPET, INC. | HA | Male | \$0 | \$0 | |
| 4 | FL | CYBERMYTE, LLC | HA | Female | \$0 | \$0 | \$0 |
| 4 | FL | MARTINEZ SERVICES, INC | HA | Female | \$12,652,668 | \$9,458,148 | \$3,194,520 |
| 4 | FL | GLOBAL QUALITY SOLUTIONS, INC. | HA | Female | \$1,631,776 | \$1,631,776 | \$0 |
| 4 | FL | BUSINESS TRADE AND SERVICES INC | HA | Female | \$0 | \$0 | |
| 4 | FL | SARANDREA ASSOCIATES GROUP CORP | HA | Male | \$553,958 | \$50,099 | \$503,859 |
| 4 | FL | SPL PARTNERS LLC | HA | Female | \$0 | \$0 | |
| 4 | FL | GRUPO CASTANO INC | HA | Male | \$571,340 | \$571,340 | \$0 |
| 4 | FL | MEDICAL COMMUNICATIONS AND MARKETING LLC | HA | Male | \$0 | \$0 | |
| 4 | FL | ANATOM CONSTRUCTION COMPANY | HA | Male | \$0 | \$0 | |
| 4 | FL | ATHENA TECHNOLOGIES LLC | HA | Male | \$0 | \$0 | \$0 |
| 4 | FL | CONEMCO ENGINEERING, INC. | HA | Male | \$0 | \$0 | |
| 4 | FL | SPECCO ENVIRONMENTAL, INC. | HA | Male | \$0 | \$0 | |
| 4 | FL | LINCHPIN SOLUTIONS INC. | HA | Male | \$9,664,572 | \$9,664,572 | \$0 |
| 4 | FL | TRIDENT CRISIS MANAGEMENT GROUP, INC. | HA | Male | \$0 | \$0 | |
| 4 | FL | MIRANDA CONTRACTING, LLC | HA | Male | \$0 | \$0 | |
| 4 | FL | DEMARCO TRANSPORTATION, LLC | HA | Male | \$0 | \$0 | |
| 4 | FL | REASOR BUILDING GROUP, LLC | HA | Male | \$29,961,425 | \$15,281,568 | \$14,679,858 |
| 4 | FL | CREMER GLOBAL SERVICES, INCORPORATED | HA | Female | \$6,264,805 | \$5,347,389 | \$917,416 |
| 4 | FL | TOOLS MAN, INC., THE | HA | Male | \$481,615 | \$0 | \$481,615 |
| 4 | FL | CW3RET ENTERPRISE, LLC | HA | Male | \$453,970 | \$207,566 | \$246,404 |
| 4 | FL | INSTAFF SOLUTIONS, L.L.C. | HA | Male | \$4,434,100 | \$4,434,100 | \$0 |
| 4 | FL | NORTHERN TECHNOLOGIES GROUP, INC. | HA | Female | \$2,666 | \$0 | \$2,666 |
| 4 | FL | D'NOVO SERVICES, LLC | HA | Male | \$0 | \$0 | |
| 4 | FL | BLASCO CONSTRUCTION CORP. | HA | Female | \$7,333,353 | \$7,333,353 | \$0 |
| 4 | FL | MUNWAY TECHNOLOGY, INC. | HA | Male | \$0 | \$0 | |
| 4 | FL | SANCHEZ GROUP OF COMPANIES, LLC, THE | HA | Male | \$0 | \$0 | |
| 4 | FL | 3T-INNOVATIONS, LLC | HA | Male | \$2,901,475 | \$2,580,598 | \$320,878 |
| 4 | FL | VALTEQ LLC | HA | Male | \$0 | \$0 | \$0 |
| 4 | FL | TENOSAR CORPORATION | HA | Male | \$0 | \$0 | |
| 4 | FL | X-CLEAN CORP. | HA | Male | \$2,212,567 | \$189,733 | \$2,022,834 |

FY 23 408 Report Appendix B

| | | | | | | | |
|---|----|---|----|--------|--------------|-------------|-------------|
| 4 | FL | SOUTHEAST DESIGN ASSOCIATES, INC. | HA | Female | \$0 | \$0 | |
| 4 | FL | MAVOLIC LLC | HA | Male | \$0 | \$0 | |
| 4 | FL | GREENLAND CONSTRUCTION & ENGINEERING L.L.C. | HA | Male | \$0 | \$0 | \$0 |
| 4 | FL | ENDICTUS CORP | HA | Female | \$1,344,689 | \$925,874 | \$418,814 |
| 4 | FL | TECHNOLOGY AND COMMUNICATIONS SYSTEMS, INC. | HA | Male | \$0 | \$0 | |
| 4 | FL | EPIC CONSULTANTS, INC. | HA | Male | \$1,110,565 | \$667,606 | \$442,959 |
| 4 | FL | BANQLOGIX, INC | HA | Male | \$0 | \$0 | |
| 4 | FL | MCJ PROFESSIONAL CLEANING SERVICES, CORP. | HA | Female | \$0 | \$0 | |
| 4 | FL | HUGUS INC. | HA | Male | \$13,750 | \$0 | \$13,750 |
| 4 | FL | CYNTEL TECHNOLOGIES LLC | HA | Female | \$0 | \$0 | |
| 4 | FL | RED CARROT INC | HA | Female | \$15,171,904 | \$9,220,059 | \$5,951,846 |
| 4 | FL | ALLIED CONTRACTOR'S, INC. | HA | Male | \$0 | \$0 | |
| 4 | FL | ROLSTON INFORMATION SYSTEMS ASSURANCE, LLC | HA | Male | \$0 | \$0 | \$0 |
| 4 | FL | FORWARD MOTION GROUP HOLDINGS LLC | HA | Female | \$1,178,238 | \$1,015,060 | \$163,178 |
| 4 | FL | SIMULOCITY, LLC | HA | Male | \$805,696 | \$805,696 | \$0 |
| 4 | FL | ALTA HOME REMODELING CO. | HA | Male | \$0 | \$0 | |
| 4 | FL | EVERSON CONSTRUCTION GROUP, LLC | HA | Male | \$2,376,962 | \$2,376,962 | \$0 |
| 4 | FL | FDEZ TRUCKING CORP | HA | Male | \$0 | \$0 | |
| 4 | FL | ADVANCED MANAGEMENT GROUP, L.L.C. | HA | Female | \$0 | \$0 | \$0 |
| 4 | FL | ALEN CONSTRUCTION GROUP, INC. | HA | Male | \$22,928 | \$22,928 | \$0 |
| 4 | FL | TVC CONSTRUCTION CORP | HA | Male | \$0 | \$0 | |
| 4 | FL | LORELEI CONTRACTING LLC | HA | Male | \$0 | \$0 | |
| 4 | FL | VIRTUAL BOOKKEEPING SOLUTIONS, LLC | HA | Female | \$0 | \$0 | |
| 4 | FL | LAGO CONSULTING & SERVICES LLC | HA | Female | \$0 | \$0 | \$0 |
| 4 | FL | OHC ADVISORS INC | HA | Male | \$394,850 | \$385,350 | \$9,500 |
| 4 | FL | FEDSERV, INC. | HA | Female | \$4,004,868 | \$4,004,868 | \$0 |
| 4 | FL | GLOBAL PROFESSIONAL SOLUTIONS LLC | HA | Male | \$205,266 | \$205,266 | \$0 |
| 4 | FL | R.E.E. CONSULTING, LLC | HA | Male | \$0 | \$0 | |
| 4 | FL | PHOENIX INTERNATIONAL FORWARDERS INC | HA | Female | \$0 | \$0 | |
| 4 | FL | ST. MORITZ ENTERPRISES, L.L.C. | HA | Male | \$1,060,300 | \$1,060,300 | \$0 |
| 4 | FL | BUNNELL MARINE LLC | HA | Male | \$0 | \$0 | |
| 4 | FL | A+S IDEAS STUDIO, INC. | HA | Male | \$0 | \$0 | \$0 |
| 4 | FL | CHILCOTT INCORPORATED | HA | Male | \$0 | \$0 | |
| 4 | FL | DE LA HOZ BUILDERS INC | HA | Female | \$7,903,079 | \$2,960,579 | \$4,942,500 |
| 4 | FL | COMPUCARE SYSTEMS INC. | HA | Male | \$0 | \$0 | |
| 4 | FL | LOCKHIT LLC | HA | Female | \$0 | \$0 | |
| 4 | FL | RYMARK CONTRACTING, INC | HA | Male | \$80,042 | \$80,042 | \$0 |
| 4 | FL | WRK LAB, INC | HA | Male | \$1,608,911 | \$160,836 | \$1,448,074 |

FY 23 408 Report Appendix B

| | | | | | | | |
|---|----|--|-----|--------|--------------|--------------|--------------|
| 4 | FL | AVANZA ADVERTISING, LLC | HA | Male | \$0 | \$0 | |
| 4 | FL | ACCURA ELECTRICAL CONTRACTOR, INC. | HA | Male | \$4,175 | \$4,175 | \$0 |
| 4 | FL | VISUALSCAPE, INC. | HA | Male | \$120,947 | \$85,907 | \$35,040 |
| 4 | FL | GREEN VIEW SOLUTIONS, LLC | HA | Male | \$0 | \$0 | |
| 4 | FL | FLEITES CONSTRUCTION GROUP, INC. | HA | Male | \$0 | \$0 | |
| 4 | FL | LEGENDS CONSTRUCTION & DESIGN INC | HA | Male | \$0 | \$0 | |
| 4 | FL | SOUTHERN MICROWAVE, INC. | HA | Male | \$0 | \$0 | |
| 4 | FL | DEL SUR SERVICES INC. | HA | Male | \$2,139,386 | \$133,353 | \$2,006,033 |
| 4 | FL | LEVEL 9 COMMUNICATIONS LLC | HA | Male | \$0 | \$0 | |
| 4 | FL | ECHO INTERACTION GROUP INC | HA | Male | \$0 | \$0 | |
| 4 | FL | DELREX LLC | HA | Male | \$0 | \$0 | |
| 4 | FL | KINETIC CONCEPTS LLC | HA | Male | \$1,671,279 | \$1,501,876 | \$169,403 |
| 4 | FL | ADVENT SVCS LLC | HA | Male | \$4,444,866 | \$3,627,664 | \$817,201 |
| 4 | FL | TMPC INC | HA | Male | \$2,502,125 | \$740,632 | \$1,761,493 |
| 4 | FL | AVIGDAIL MENDEZ LLC | HA | Male | \$0 | \$0 | |
| 4 | FL | FOLSOM, LLC. | HA | Male | \$3,187,701 | \$2,462,689 | \$725,012 |
| 4 | FL | MARCO FEDERAL SERVICES, LLC | HA | Male | \$8,123,649 | \$3,815,439 | \$4,308,210 |
| 4 | FL | MV7 INC | HA | Female | \$8,762,427 | \$6,750,877 | \$2,011,550 |
| 4 | FL | SIMETRI, INC. | HA | Female | \$5,201,721 | \$3,720,118 | \$1,481,603 |
| 4 | FL | TECKPERT, LLC | HA | Male | \$0 | \$0 | |
| 4 | FL | CENTERLINE SERVICES LLC | HA | Male | \$1,853,370 | \$1,853,370 | \$0 |
| 4 | FL | CUSTOM CLEANING AND MANAGEMENT SERVICES, CORP. | HA | Female | \$1,344,095 | \$1,330,124 | \$13,971 |
| 4 | FL | STEADFAST LOGISTICS, INC | HA | Male | \$0 | \$0 | |
| 4 | FL | DAN ENTERPRISES TEAM LLC | HA | Female | \$250,608 | \$0 | \$250,608 |
| 4 | FL | AJCE CORPORATION | HA | Male | \$3,755,229 | \$3,432,105 | \$323,124 |
| 4 | FL | OPTIMIZE CONSULTING, INC. | HA | Male | \$0 | \$0 | \$0 |
| 4 | FL | EAGLE ENGINEERING & LAND DEV. INC. | HA | Male | \$2,902,495 | \$2,902,495 | \$0 |
| 4 | FL | VAULTES, LLC | HA | Male | \$2,306,246 | \$1,235,000 | \$1,071,246 |
| 4 | FL | DOMINGUEZ DESIGN-BUILD INC | HA | Male | \$1,953,369 | \$680,498 | \$1,272,872 |
| 4 | FL | MATCON CONSTRUCTION SERVICES, INC. | HA | Male | \$0 | \$0 | |
| 4 | FL | WILLIAM SORIA, CPA LLC | HA | Male | \$0 | \$0 | |
| 4 | FL | JASPER STEWARD, LLC | HA | Male | \$71,776 | \$71,776 | \$0 |
| 4 | FL | E.C. BUILDING SOLUTIONS, INC. | HA | Male | \$0 | \$0 | |
| 4 | FL | ADVANCED SURGICAL TECHNOLOGIES INC | HA | Female | \$0 | \$0 | |
| 4 | FL | CMS CRAWFORD MAINTENANCE SERVICES LLC | HA | Female | \$0 | \$0 | |
| 4 | FL | 360 ENERGY SOLUTIONS LLC | HA | Male | \$38,100 | \$38,100 | \$0 |
| 4 | FL | KIKAHA SOLUTIONS, LLC | NHO | Entity | \$4,470,333 | \$1,228,917 | \$3,241,416 |
| 4 | FL | KUPONO GOVERNMENT SERVICES, LLC | NHO | N/A | \$52,595,720 | \$22,171,112 | \$30,424,608 |
| 4 | FL | KAPILI SERVICES, LLC | NHO | N/A | \$40,437,864 | \$40,254,744 | \$183,120 |
| 4 | FL | THE BLACKLEDGE GROUP INC | NHO | Entity | \$18,885,838 | \$2,018,885 | \$16,866,953 |
| 4 | FL | POLOLEI SOLUTIONS, LLC | NHO | Entity | \$3,639,040 | \$3,639,040 | \$0 |
| 4 | FL | INTERAGENCY READINESS SOLUTIONS, LLC | NHO | N/A | \$17,528,845 | \$11,321,959 | \$6,206,886 |
| 4 | FL | PO'OKELA SOLUTIONS, LLC | NHO | N/A | \$62,112,282 | \$33,983,176 | \$28,129,106 |

FY 23 408 Report Appendix B

| | | | | | | | |
|---|----|---|---------|--------|---------------|--------------|---------------|
| 4 | FL | AKTARIUS LLC | NHO | Entity | \$89,656,414 | \$80,945,621 | \$8,710,793 |
| 4 | FL | ARROWHEAD CONTRACTING, INC. | NA | Male | \$3,986,850 | \$3,846,403 | \$140,447 |
| 4 | FL | ROBBINS METAL FAB LLC | NA | Female | \$1,161,255 | \$1,161,255 | \$0 |
| 4 | FL | Z7 SOLUTIONS LLC | NA | Female | \$0 | \$0 | |
| 4 | FL | GULF COAST INDUSTRIAL CONSTRUCTION, LLC | NA | Male | (\$3,336,909) | \$0 | (\$3,336,909) |
| 4 | FL | CYBRIX GROUP, INC., THE | NA | Female | \$108,657 | \$108,657 | \$0 |
| 4 | FL | ARROWHEAD GLOBAL LLC | NA | Male | \$1,615,501 | \$956,523 | \$658,978 |
| 4 | FL | MIA GENERAL CONTRACTING LLC | NA | Female | \$6,149,490 | \$5,311,164 | \$838,327 |
| 4 | FL | BFA CONTRACTING, INC. | NA | Female | \$189,427 | \$189,427 | \$0 |
| 4 | FL | SOLID ROCK ENGINEERING CONSULTANTS INC | NA | Male | \$0 | \$0 | |
| 4 | FL | ACCP SERVICES INC | NA | Male | \$0 | \$0 | |
| 4 | FL | L2S ENGINEERING LLC | NA | Female | \$72,590 | \$0 | \$72,590 |
| 4 | FL | SWEAT US LLC | NA | Male | \$3,401,312 | \$373,568 | \$3,027,744 |
| 4 | FL | GRECO CONSTRUCTION, INC. | NA | Male | \$2,003,185 | \$1,993,820 | \$9,364 |
| 4 | FL | LUMBEE RESOURCE MANAGEMENT GROUP | NA | Male | \$1,072,359 | \$0 | \$1,072,359 |
| 4 | FL | 4M GENERAL CONTRACTORS, LLC | NA | Male | \$97,836 | \$0 | \$97,836 |
| 4 | FL | ROBOTICS FABRICATION, INC. | NA | Male | \$14,439 | \$14,439 | \$0 |
| 4 | FL | CETERIS, INC. | NA | Male | \$2,943,767 | \$1,786,839 | \$1,156,928 |
| 4 | FL | ENPROVERA CORPORATION | NA | Male | \$4,230,818 | \$4,230,818 | \$0 |
| 4 | FL | KIAN INTERNATIONAL INC. | SA | Male | \$5,529,953 | \$5,529,953 | \$0 |
| 4 | FL | WORLD INFORMATIX CYBER SECURITY INC | SA | Male | \$0 | \$0 | \$0 |
| 4 | FL | EARTHOLOGY, LLC | SA | Female | \$1,310,120 | \$1,310,120 | \$0 |
| 4 | FL | MERIDIAN SOLUTIONS GROUP, INC | SA | Male | \$0 | \$0 | \$0 |
| 4 | FL | TECH ARMY, LLC | SA | Male | \$0 | \$0 | |
| 4 | FL | NAIR CONTRACTING GROUP, LLC. | SA | Male | \$0 | \$0 | |
| 4 | FL | RUDRAM ENGINEERING, INC. | SA | Male | \$0 | \$0 | \$0 |
| 4 | FL | FEDGOVIT, INC. | SA | Female | \$33,749,738 | \$32,992,019 | \$757,719 |
| 4 | FL | INFOTECH SYSTEMS INC | SA | Male | \$0 | \$0 | |
| 4 | FL | SRR INTERNATIONAL, INC. | SA | Female | \$4,021,061 | \$780,515 | \$3,240,546 |
| 4 | FL | STATNETICS, LLC | SA | Male | \$0 | \$0 | \$0 |
| 4 | FL | OPTIMUM SOFTWARE SOLUTIONS, INC. | SA | Male | \$0 | \$0 | \$0 |
| 4 | FL | FYGMON, LLC | SA | Male | \$0 | \$0 | \$0 |
| 4 | FL | COMMAND LANGUAGES, INC. | Unknown | Male | \$0 | \$0 | \$0 |
| 4 | FL | CHAVES BROTHERS MANAGEMENT, LLC | Unknown | Male | \$0 | \$0 | |
| 4 | FL | SEITZ CONSTRUCTION SERVICE | Unknown | Female | \$1,249,713 | \$1,249,713 | \$0 |
| 4 | FL | GOLDEN WOLF, LLC | Unknown | Female | \$14,983,778 | \$6,777,902 | \$8,205,875 |
| 4 | FL | GC WORKS INC. | Unknown | Male | \$14,651 | \$14,651 | \$0 |
| 4 | FL | E.K. MANAGEMENT, L.L.C. | Unknown | Female | \$3,769,021 | \$0 | \$3,769,021 |
| 4 | FL | NDN COMPANIES, THE | Unknown | Female | \$3,127,480 | \$2,860,451 | \$267,029 |
| 4 | FL | PED CONCEPTS INC. | Unknown | Female | \$6,986,844 | \$6,986,844 | \$0 |
| 4 | FL | NOVELESOLUTIONS, INC. | Unknown | Female | \$365,298 | \$290,784 | \$74,514 |
| 4 | FL | YERKES SOUTH INC. | Unknown | Female | \$10,166,112 | \$8,206,426 | \$1,959,686 |
| 4 | FL | ALLUVIONIC INC. | Unknown | Female | \$1,779,533 | \$554,818 | \$1,224,715 |
| 4 | FL | G.M. HILL ENGINEERING, INC. | Unknown | Female | \$55,570,727 | \$25,429,535 | \$30,141,192 |

FY 23 408 Report Appendix B

| | | | | | | | |
|---|----|--|---------|--------|--------------|--------------|--------------|
| 4 | FL | SANALIL CONSTRUCTION, INC. | Unknown | Male | \$69,473 | \$69,473 | \$0 |
| 4 | FL | STARFIRE DYNAMICS, INC. | Unknown | Male | \$0 | \$0 | \$0 |
| 4 | FL | KBT CONTRACTING CORP | Unknown | Female | \$1,157,839 | \$1,128,861 | \$28,978 |
| 4 | FL | DREAM DESIGN & CONSTRUCTION INC | Unknown | Female | \$4,496,578 | \$3,557,654 | \$938,924 |
| 4 | FL | INTRANET COMMUNICATIONS GROUP, INC. | Unknown | Female | \$1,685,462 | \$564,048 | \$1,121,415 |
| 4 | FL | GRAHAM STAFFING SERVICES, INC. | Unknown | Female | \$1,177,988 | \$3,600 | \$1,174,388 |
| 4 | FL | PARSCO, LLC | Unknown | Male | \$0 | \$0 | |
| 4 | FL | CINKA CONSTRUCTION AND CONSULTING SERVICES LLC | Unknown | Female | \$580,364 | \$580,364 | \$0 |
| 4 | FL | SOUTHERN AIRE CONTRACTING, INC. | Unknown | Female | \$13,315,721 | \$8,860,790 | \$4,454,930 |
| 4 | FL | SOLERS RESEARCH GROUP INC. | Unknown | Female | \$5,280,870 | \$4,999,269 | \$281,601 |
| 4 | FL | STRATEGIC ENTERPRISE SUPPORT SERVICES LLC | Unknown | Female | \$459,567 | \$459,567 | \$0 |
| 4 | FL | MEDICAL EQUIPMENT SOLUTIONS, CORP. | Unknown | Female | \$55 | \$0 | \$55 |
| 4 | FL | AVESI INC. | Unknown | Female | \$0 | \$0 | |
| 4 | FL | PAR-CON INC | Unknown | Female | \$64,874 | \$0 | \$64,874 |
| 4 | GA | ROUNDHOUSE PBN, LLC | AIT | N/A | \$53,945,790 | \$4,277,296 | \$49,668,494 |
| 4 | GA | LAKOTA SOLUTIONS, LLC | ANC | Entity | \$22,637,915 | \$17,044,946 | \$5,592,969 |
| 4 | GA | YORK & ASSOCIATES ENGINEERING INC | AP | Female | \$0 | \$0 | |
| 4 | GA | PAINT DOCTOR, INC., THE | AP | Male | \$0 | \$0 | |
| 4 | GA | SOPHAM CONSULTING GROUP, INC. | AP | Female | (\$46,878) | \$0 | (\$46,878) |
| 4 | GA | GREENE MACHINE & MANUFACTURING, INC. | AP | Female | \$12,276,346 | \$5,762,017 | \$6,514,330 |
| 4 | GA | CADET PORTFOLIO, LLC | AP | Male | \$2,141,460 | \$2,141,460 | \$0 |
| 4 | GA | NBI, L.L.C. | AP | Male | \$0 | \$0 | |
| 4 | GA | MARTIN LOYD INC. | BA | Female | \$3,469,212 | \$3,242,553 | \$226,659 |
| 4 | GA | CONVOY MARKETING, LLC | BA | Male | \$38,104 | \$0 | \$38,104 |
| 4 | GA | GREENHEART CONSTRUCTION, INC. | BA | Male | \$0 | \$0 | |
| 4 | GA | MIDSTATE INDUSTRIAL INC | BA | Female | \$193,325 | \$0 | \$193,325 |
| 4 | GA | ACK3 CONSULTING, LLC | BA | Male | \$0 | \$0 | |
| 4 | GA | VERITAS MANAGEMENT GROUP, INC. | BA | Male | \$9,050,226 | \$8,206,706 | \$843,520 |
| 4 | GA | WHITE HOWARD BRANDS, LLC | BA | Female | \$0 | \$0 | |
| 4 | GA | Z SOFTECH SOLUTIONS, INC. | BA | Female | \$0 | \$0 | \$0 |
| 4 | GA | OPEN SAN CONSULTING L.L.C. | BA | Female | \$30,815,752 | \$19,320,118 | \$11,495,634 |
| 4 | GA | HUMAN CAPITAL CONSULTANTS CONSORTIUM, L.L.C. | BA | Female | \$0 | \$0 | |
| 4 | GA | K D EPPS ENTERPRISES LLC | BA | Male | \$21,038 | \$0 | \$21,038 |
| 4 | GA | RESIDENTIAL ENHANCEMENTS, INC. | BA | Female | \$331,339 | \$0 | \$331,339 |
| 4 | GA | MATIMEX GLOBAL SOURCING LLC | BA | Female | \$0 | \$0 | |
| 4 | GA | METAS SOLUTIONS LLC | BA | Female | \$16,116,976 | \$6,376,294 | \$9,740,683 |

FY 23 408 Report Appendix B

| | | | | | | | |
|---|----|---|----|--------|--------------|-------------|--------------|
| 4 | GA | ESSAYON PROGRESS MANAGEMENT, LLC | BA | Male | \$0 | \$0 | |
| 4 | GA | BEVERA SOLUTIONS LLC | BA | Male | \$5,236,433 | \$4,030,345 | \$1,206,088 |
| 4 | GA | IMPERIUM LEGACY TECHNOLOGY INCORPORATED | BA | Male | \$0 | \$0 | |
| 4 | GA | ECON BUSINESS & TECHNOLOGIES CONSULTING, LLC | BA | Male | \$0 | \$0 | |
| 4 | GA | RAYMOND ELECTRICAL SERVICE LLC | BA | Male | \$674,682 | \$0 | \$674,682 |
| 4 | GA | CONSOLIDATED DATA STORAGE, L.L.C. | BA | Male | \$0 | \$0 | |
| 4 | GA | SOLUTIONS, A.E. INC. | BA | Female | \$306,620 | \$242,086 | \$64,534 |
| 4 | GA | DAVID TAYLOR CONSTRUCTION, INC. | BA | Male | \$200,222 | \$200,222 | \$0 |
| 4 | GA | CARDINAL STATE CONSTRUCTION LLC | BA | Male | \$33,000 | \$0 | \$33,000 |
| 4 | GA | DAVIS PROFESSIONAL SERVICES LLC | BA | Female | \$0 | \$0 | \$0 |
| 4 | GA | LEGACY HOLISTIC HEALTH INSTITUTE, LLC | BA | Female | \$107,178 | \$0 | \$107,178 |
| 4 | GA | EDWARDS CONSTRUCTION GROUP, LLC | BA | Male | \$18,136 | \$0 | \$18,136 |
| 4 | GA | CIYIS LLC | BA | Male | \$1,000 | \$0 | \$1,000 |
| 4 | GA | SPENERGY LLC | BA | Male | \$49,681 | \$0 | \$49,681 |
| 4 | GA | DESIGNS BY STACEY INC | BA | Female | \$340,944 | \$217,146 | \$123,798 |
| 4 | GA | POLYCON SOLUTIONS LLC | BA | Female | \$4,472,538 | \$1,471,720 | \$3,000,819 |
| 4 | GA | LIVING INVIGORATING VALUABLE EXPERIENCES, LLC (LIVE | BA | Female | \$2,513,206 | \$1,733,161 | \$780,044 |
| 4 | GA | RESPONDER TRAINING SERVICES LLC | BA | Male | \$192,565 | \$0 | \$192,565 |
| 4 | GA | DAWSON'S REALTY & MORTGAGES, INC. | BA | Female | \$65,390,468 | \$1,189,572 | \$64,200,896 |
| 4 | GA | DIABETIC SOLES, INC. | BA | Female | \$0 | \$0 | |
| 4 | GA | PERFORMANCE PRINCIPLES LLC, THE | BA | Male | \$42,994 | \$17,994 | \$25,000 |
| 4 | GA | THE EXECUTIVE LEARNING LAB, LLC | BA | Female | \$0 | \$0 | |
| 4 | GA | PITTMAN CONSULTING GROUP, LLC | BA | Female | \$2,620,948 | \$2,605,948 | \$15,000 |
| 4 | GA | EXCELOUS, LLC | BA | Female | \$1,254,394 | \$1,254,394 | \$0 |
| 4 | GA | SILAS FRAZIER REALTY LLC | BA | Male | \$0 | \$0 | \$0 |
| 4 | GA | LIBRA REALTY GROUP, INC. | BA | Female | \$1,617,030 | \$1,566,315 | \$50,715 |
| 4 | GA | PLUMBING SHOP, INC. , THE | BA | Female | \$3,060,525 | \$1,892,733 | \$1,167,792 |
| 4 | GA | OSPREY MANAGEMENT, LLC | BA | Male | \$0 | \$0 | |
| 4 | GA | PRESTON, MELISSA D., CPA P.C. | BA | Female | \$0 | \$0 | |
| 4 | GA | ADVANCE ENGINEERING AND CONSTRUCTION LLC | BA | Male | \$1,747,859 | \$0 | \$1,747,859 |
| 4 | GA | ONYX MEDIA SERVICES, INC. | BA | Male | \$0 | \$0 | |
| 4 | GA | SIMPLE VUE LLC, THE | BA | Female | \$0 | \$0 | \$0 |
| 4 | GA | CURTIS, WILLIAM D | BA | Male | \$0 | \$0 | |
| 4 | GA | AUSDANBROOK PROPERTIES, INC. | BA | Female | \$310,905 | \$310,905 | \$0 |
| 4 | GA | BRYANT & ASSOCIATES, LLC | BA | Female | \$0 | \$0 | |

FY 23 408 Report Appendix B

| | | | | | | | |
|---|----|--|----|--------|--------------|--------------|--------------|
| 4 | GA | SPRINGFIELD-JONES CONSULTING LLC | BA | Female | \$0 | \$0 | |
| 4 | GA | IMMIGRANT RELIEF CENTER, LLC | BA | Female | \$1,170,646 | \$1,170,646 | \$0 |
| 4 | GA | TRUE NORTH LEADERSHIP GROUP, LLC | BA | Male | \$0 | \$0 | |
| 4 | GA | BASHA SERVICES, LLC | BA | Male | \$804,735 | \$610,424 | \$194,310 |
| 4 | GA | MILES MANAGEMENT GROUP INC | BA | Female | \$0 | \$0 | \$0 |
| 4 | GA | KSL SERVICES, LLC | BA | Male | \$122,257 | \$122,257 | \$0 |
| 4 | GA | 424 LABORATORIES LLC | BA | Male | \$151,991 | \$0 | \$151,991 |
| 4 | GA | COMMUNICATION INFORMATION SOLUTIONS | BA | Male | \$0 | \$0 | |
| 4 | GA | DESARI JABBAR REALTY GROUP, LLC | BA | Female | \$0 | \$0 | |
| 4 | GA | POWELL CONSTRUCTION SERVICES, INC. | BA | Female | \$1,019,627 | \$1,019,627 | \$0 |
| 4 | GA | ASRT, INC | BA | Male | \$28,959,734 | \$27,120,068 | \$1,839,666 |
| 4 | GA | ADVANCED TECHNOLOGY LEADERS, INC | BA | Male | \$58,639,762 | \$40,881,324 | \$17,758,438 |
| 4 | GA | COMPUTER TRIAGE IT SOLUTIONS, LLC | BA | Male | \$0 | \$0 | |
| 4 | GA | MATTERMAX | BA | Female | \$0 | \$0 | |
| 4 | GA | MODAVATE, INC. | BA | Female | \$1,826,605 | \$1,826,605 | \$0 |
| 4 | GA | LESLIE REGIS INC. | BA | Male | \$178,064 | \$0 | \$178,064 |
| 4 | GA | MUNICIPAL BASE SERVICES, LLC | BA | Male | \$4,258,136 | \$2,555,896 | \$1,702,241 |
| 4 | GA | COGNITIVE OPS INC | BA | Male | \$0 | \$0 | |
| 4 | GA | J6 MANAGEMENT CONSULTING LLC | BA | Male | \$765,000 | \$765,000 | \$0 |
| 4 | GA | HERITAGE CIRCLE REALTY INCORPORATED | BA | Male | \$0 | \$0 | |
| 4 | GA | PIVOTPATH LLC | BA | Female | \$0 | \$0 | |
| 4 | GA | HASKIN GROUP INTERNATIONAL, INC. | BA | Male | \$375,587 | \$326,686 | \$48,901 |
| 4 | GA | RESULTS CONSULTING COMPANY, LLC | BA | Female | \$0 | \$0 | |
| 4 | GA | IN THE DOOR LLC | BA | Male | \$0 | \$0 | |
| 4 | GA | MYP, INC. | BA | Female | \$837,697 | \$837,697 | \$0 |
| 4 | GA | NU IMAGE PROTECTION AGENCY LLC | BA | Male | \$0 | \$0 | \$0 |
| 4 | GA | GREENRUSH COMPLIANCE INC. | BA | Female | \$469,640 | \$469,640 | \$0 |
| 4 | GA | VISIONARY CONSTRUCTION INC. | BA | Female | \$10,673,257 | \$2,740,527 | \$7,932,730 |
| 4 | GA | M. EDWARDS GROUP, LLC | BA | Male | \$0 | \$0 | |
| 4 | GA | CFOL INTERNATIONAL, INC. | BA | Male | \$8,843,844 | \$3,096,594 | \$5,747,250 |
| 4 | GA | PROTECT SECURITY LLC | BA | Male | \$0 | \$0 | |
| 4 | GA | TQM GOVERNMENT SOLUTIONS INC. | BA | Male | (\$8,933) | (\$8,933) | \$0 |
| 4 | GA | CALCMATICS LLC | BA | Male | \$0 | \$0 | |
| 4 | GA | SOUTHERN TECHNOLOGY PROFESSIONAL CONSULTING SERVICE L.L.C. | BA | Male | \$2,772,551 | \$2,772,551 | \$0 |
| 4 | GA | BRAD CONSTRUCTION COMPANY II, LLC | BA | Male | \$0 | \$0 | |

FY 23 408 Report Appendix B

| | | | | | | | |
|---|----|--|----|--------|-------------|-------------|-------------|
| 4 | GA | DOC DEVELOPMENT, INC. | BA | Male | \$1,425,737 | \$1,230,643 | \$195,094 |
| 4 | GA | A-ACTION JANITORIAL SERVICE, INC. | BA | Female | \$2,333,289 | \$1,271,239 | \$1,062,050 |
| 4 | GA | TYLER COMMUNICATIONS INC. | BA | Male | \$0 | \$0 | |
| 4 | GA | ANOINTED PROFESSIONAL ENTERPRISES, INC. | BA | Female | \$434,160 | \$434,160 | \$0 |
| 4 | GA | ADVANCED, INNOVATIVE IT SOLUTIONS, LLC | BA | Male | \$0 | \$0 | \$0 |
| 4 | GA | TURNKEY SOLUTIONS, LLC | BA | Female | \$0 | \$0 | \$0 |
| 4 | GA | GLOBAL BUSINESS & TECHNOLOGY SOLUTIONS, LLC | BA | Male | \$741,712 | \$210,834 | \$530,878 |
| 4 | GA | PROJEX PLUS SOLUTIONS, INC | BA | Female | \$14,039 | \$0 | \$14,039 |
| 4 | GA | ELITE PARADIGM LLC | BA | Female | \$0 | \$0 | |
| 4 | GA | EXOUSIA MARKETING GROUP, LLC | BA | Female | \$352,350 | \$28,200 | \$324,150 |
| 4 | GA | AMERICAN PROPERTY RESTORATION, INC. | BA | Male | \$0 | \$0 | |
| 4 | GA | LONG & ASSOCIATES, LLC | BA | Male | \$918,123 | \$382,586 | \$535,537 |
| 4 | GA | VAAS PROFESSIONALS LLC | BA | Male | \$1,500,992 | \$1,369,528 | \$131,464 |
| 4 | GA | IMMACULATE FACILITIES GROUP, LLC | BA | Male | \$582,112 | \$582,112 | \$0 |
| 4 | GA | HONNETE LLC | BA | Male | \$1,268,436 | \$0 | \$1,268,436 |
| 4 | GA | ALLYANT, LLC | BA | Male | \$4,509 | \$0 | \$4,509 |
| 4 | GA | VALET WORKS CONSTRUCTION, CORPORATION | BA | Male | \$0 | \$0 | \$0 |
| 4 | GA | SPELLMAN CONSULTING GROUP, LLC | BA | Female | \$0 | \$0 | |
| 4 | GA | AEM SERVICES, LLC | BA | Female | \$3,840,751 | \$3,840,751 | \$0 |
| 4 | GA | GOOD DOCTOR, LLC, THE | BA | Female | \$0 | \$0 | |
| 4 | GA | LNKE TECHNOLOGIES INC. | BA | Male | \$764,430 | \$764,430 | \$0 |
| 4 | GA | HVAC ALLIES LLC | BA | Male | \$34,880 | \$0 | \$34,880 |
| 4 | GA | DELERME CPA, LLC | BA | Male | \$0 | \$0 | |
| 4 | GA | D'S VENTURES, LLC | BA | Male | \$2,547,807 | \$0 | \$2,547,807 |
| 4 | GA | WEBMYERS CONSTRUCTION, LLC | BA | Female | \$64,477 | \$28,149 | \$36,328 |
| 4 | GA | SYNERGY TECH CONSULTING LLC | BA | Male | \$799,280 | \$799,280 | \$0 |
| 4 | GA | WIDESCOPE CONSULTING AND CONTRACTING SERVICES, LLC | BA | Male | \$1,189,126 | \$1,189,126 | \$0 |
| 4 | GA | TRUELEADER SERVICES, LLC | BA | Male | \$1,161,836 | \$1,161,836 | \$0 |
| 4 | GA | GOOD STEWARD HOLDINGS LLC | BA | Male | \$38,995 | \$0 | \$38,995 |
| 4 | GA | UNIVERSAL TECHNICAL SERVICE INC | BA | Male | \$0 | \$0 | |
| 4 | GA | INTEGRAL TECHNICAL GROUP LLC | BA | Male | \$0 | \$0 | |
| 4 | GA | WRIGHT LEGAL GROUP LLC THE | BA | Female | \$0 | \$0 | |
| 4 | GA | CBK MECHANICAL, INCORPORATED | BA | Male | \$0 | \$0 | |
| 4 | GA | GLOBAL ENVIRONMENTAL CONSULTANTS LLC | BA | Male | \$0 | \$0 | |
| 4 | GA | ZENITH ADVANCED SOLUTIONS | BA | Male | \$0 | \$0 | \$0 |
| 4 | GA | BENALYTICS CONSULTING GROUP LLC | BA | Male | \$1,260,429 | \$1,260,429 | \$0 |

FY 23 408 Report Appendix B

| | | | | | | | |
|---|----|---|----|--------|--------------|-------------|-------------|
| 4 | GA | NEW BEGINNING REALTY GROUP LLC | BA | Male | \$0 | \$0 | |
| 4 | GA | ERIC ORUBELE, CPA P.C. | BA | Male | \$0 | \$0 | |
| 4 | GA | COPIAL BUSINESS STRATEGISTS, LLC | BA | Female | \$6,382,271 | \$5,181,339 | \$1,200,931 |
| 4 | GA | NOVEL MANAGEMENT GROUP LLC | BA | Male | \$380,850 | \$0 | \$380,850 |
| 4 | GA | GUNTER CONSULTING, INC | BA | Male | \$0 | \$0 | \$0 |
| 4 | GA | BEN HILL ACCOUNTING & TAX SERVICES LLC | BA | Female | \$0 | \$0 | |
| 4 | GA | AURORA GLOBAL SOLUTIONS, LLC | BA | Female | \$56,611 | \$0 | \$56,611 |
| 4 | GA | PERITIA LLC | BA | Male | \$163,820 | \$163,820 | \$0 |
| 4 | GA | PEERS AND PARTNERS, INC. | BA | Male | \$1,328,730 | \$1,328,730 | \$0 |
| 4 | GA | SKINNER DEVELOPMENT, INC. | BA | Male | \$1,066,942 | \$1,066,942 | \$0 |
| 4 | GA | PD4 SOLUTIONS, LLC | BA | Male | \$0 | \$0 | |
| 4 | GA | RESEARCH ANALYSIS GROUP, LLC | BA | Female | \$16,735 | \$16,735 | \$0 |
| 4 | GA | GEORGIA GREEN ENERGY SERVICES LLC | BA | Male | \$228,063 | \$228,063 | \$0 |
| 4 | GA | NJOY YOUR STATUS, LLC | BA | Female | \$0 | \$0 | |
| 4 | GA | MERCY MEDICAL SUPPLY LLC | BA | Female | \$0 | \$0 | |
| 4 | GA | SHARP SOLUTIONS, INC. | BA | Male | \$363,000 | \$363,000 | \$0 |
| 4 | GA | PATRIOT PRECISION LOGISTICS LLC | BA | Male | \$0 | \$0 | |
| 4 | GA | TALANTAGE LLC | BA | Female | \$112,476 | \$0 | \$112,476 |
| 4 | GA | VORTEX SOLUTIONS LLC | BA | Female | \$3,555,822 | \$3,351,914 | \$203,908 |
| 4 | GA | OFFICE DESIGN SOLUTIONS, LLC | BA | Female | \$2,431,220 | \$2,154,469 | \$276,751 |
| 4 | GA | PERSONALITY MATTERS, INC. | BA | Female | \$440,173 | (\$1,070) | \$441,243 |
| 4 | GA | B'CREATIVE MEDIA | BA | Male | \$0 | \$0 | |
| 4 | GA | NAS SOLUTIONS GROUP, LLC | BA | Male | \$328,947 | \$17,969 | \$310,978 |
| 4 | GA | DRAKE DEVELOPERS LLC | BA | Male | \$778,358 | \$778,358 | \$0 |
| 4 | GA | IBEX IT BUSINESS EXPERTS LLC | BA | Female | \$11,065,449 | \$9,687,355 | \$1,378,094 |
| 4 | GA | ON THE RECORD, LLC | BA | Female | \$250,836 | \$123,921 | \$126,915 |
| 4 | GA | GREEN & ENHANCED LLC | BA | Male | \$0 | \$0 | |
| 4 | GA | RIELES GROUP LLC | BA | Male | \$3,248,584 | \$2,678,153 | \$570,431 |
| 4 | GA | MBG INTEGRATED SOLUTIONS L. L. C. | BA | Male | \$811,942 | \$563,545 | \$248,397 |
| 4 | GA | SAFEGUARD SECURITY SOLUTIONS LLC | BA | Male | \$1,367,506 | \$215,280 | \$1,152,226 |
| 4 | GA | JAMES EXECUTIVE CONSULTANT GROUP, LLC | BA | Male | \$1,602,125 | \$1,500,088 | \$102,037 |
| 4 | GA | TYCO CONSTRUCTION & INDUSTRIAL SERVICES, INC. | BA | Male | \$0 | \$0 | |
| 4 | GA | FIRST MATCH SERVICES INC. | BA | Male | \$0 | \$0 | |
| 4 | GA | K.L. SCOTT & ASSOCIATES LLC | BA | Male | \$7,928,519 | \$999,255 | \$6,929,265 |
| 4 | GA | CYNWAVE SOLUTIONS LLC | BA | Male | \$2,439,743 | \$81,663 | \$2,358,079 |
| 4 | GA | EBS-4U INC. | BA | Male | \$1,912,834 | \$450,635 | \$1,462,199 |
| 4 | GA | DENT TRUCKING LLC | BA | Male | \$0 | \$0 | |
| 4 | GA | CJN CONSULTING, INC. | BA | Female | \$321,800 | \$0 | \$321,800 |
| 4 | GA | SSD CONTRACTING LLC | HA | Male | \$1,653,075 | \$0 | \$1,653,075 |
| 4 | GA | WESTBROOK TOWERS, INC. | HA | Female | \$0 | \$0 | |
| 4 | GA | ATTAIN MED, INC. | HA | Male | \$0 | \$0 | |
| 4 | GA | ZAPATA TECHNOLOGY, INC. | HA | Male | \$799,733 | \$799,733 | \$0 |

FY 23 408 Report Appendix B

| | | | | | | | |
|---|----|--|---------|--------|--------------|-------------|--------------|
| 4 | GA | JW AFFINITY IT, LLC | HA | Female | \$0 | \$0 | |
| 4 | GA | 787 ENGINEERING, LLC | HA | Male | \$0 | \$0 | |
| 4 | GA | G1 CONSTRUCTION, INC. | HA | Female | \$554,592 | \$0 | \$554,592 |
| 4 | GA | HARPE ENGINEERING SOLUTIONS, INC. | HA | Male | \$1,455,814 | \$311,056 | \$1,144,758 |
| 4 | GA | N&S PROPERTY SERVICES LLC | HA | Male | \$9,371,492 | \$8,839,347 | \$532,145 |
| 4 | GA | ADVANCED PROJECT CONSULTING, LLC | HA | Male | \$4,449,471 | \$1,379,925 | \$3,069,546 |
| 4 | GA | RM EXTERIORS GROUP LLC | HA | Male | \$0 | \$0 | |
| 4 | GA | UNITED SPIRIT OF AMERICA, INC. | HA | Male | \$24,572 | \$0 | \$24,572 |
| 4 | GA | RAYMOND ENGINEERING-GEORGIA, INC. | HA | Male | \$454,305 | \$0 | \$454,305 |
| 4 | GA | CONCIERGE BUSINESS SOLUTIONS, INC. | HA | Male | \$6,338,428 | \$0 | \$6,338,428 |
| 4 | GA | ANGEL ELECTRIC, LLC | HA | Male | \$0 | \$0 | |
| 4 | GA | AMRI, LLC | HA | Female | \$340,079 | \$340,079 | \$0 |
| 4 | GA | SECPRO, LLC | HA | Female | \$0 | \$0 | |
| 4 | GA | MSAB, LLC | NA | Female | \$455,708 | \$374,442 | \$81,266 |
| 4 | GA | WILLOWHEART, LLC | NA | Female | \$331,592 | \$331,592 | \$0 |
| 4 | GA | J. BRENNON CONSTRUCTION, INC. | NA | Male | \$2,789,725 | \$2,789,725 | \$0 |
| 4 | GA | INTEGRAL GLOBAL CONSULTING, LLC | SA | Male | \$4,762,085 | \$3,513,589 | \$1,248,496 |
| 4 | GA | STRATELOGICA INC | SA | Male | \$0 | \$0 | |
| 4 | GA | BROOKWOOD INDUSTRIAL PARTNERS, LLC | SA | Male | \$0 | \$0 | |
| 4 | GA | EXPEDITE TECHNOLOGY SOLUTIONS LLC | SA | Female | \$0 | \$0 | \$0 |
| 4 | GA | PCPLUS NETWORKS, INC. | SA | Male | \$0 | \$0 | |
| 4 | GA | RAAH TECHNOLOGIES INC. | SA | Female | \$0 | \$0 | |
| 4 | GA | SRI CONSULTING SERVICES LLC | SA | Male | \$2,088,309 | \$2,088,309 | \$0 |
| 4 | GA | IDRIL SERVICES CORPORATION | SA | Female | \$0 | \$0 | \$0 |
| 4 | GA | 24X7SYSTEMS, INC. | SA | Male | \$13,978,908 | (\$175,823) | \$14,154,731 |
| 4 | GA | SCOPE IT CONSULTING, LLC | SA | Male | \$1,031,148 | \$1,031,148 | \$0 |
| 4 | GA | ACCURA ENGINEERING AND CONSULTING SERVICES, INC. | SA | Female | \$14,679,209 | \$7,799,250 | \$6,879,959 |
| 4 | GA | INFOSMART TECHNOLOGIES INC | SA | Male | \$0 | \$0 | \$0 |
| 4 | GA | SYNERGY AMERICA, INC. | SA | Female | \$10,873,625 | \$7,672,155 | \$3,201,470 |
| 4 | GA | RONSYS TECHNOLOGIES, LLC | SA | Female | \$0 | \$0 | \$0 |
| 4 | GA | PREMIER FEDERAL, INC. | SA | Female | \$0 | \$0 | \$0 |
| 4 | GA | RESOURCEX, INC. | SA | Female | \$0 | \$0 | |
| 4 | GA | ENTELLIMETRIX LLC | SA | Female | \$0 | \$0 | |
| 4 | GA | NAM TECHNOLOGIES INC. | SA | Male | \$5,280 | \$0 | \$5,280 |
| 4 | GA | BROCKINGTON AND ASSOCIATES, INC. | Unknown | Female | \$1,834,858 | \$993,000 | \$841,858 |
| 4 | GA | PROFESSIONAL ENVIRONMENTAL MANAGEMENT, INC. | Unknown | Female | \$7,600 | \$0 | \$7,600 |
| 4 | GA | 5 SEASONS MECHANICAL LLC | Unknown | Male | \$0 | \$0 | |
| 4 | GA | THE MINER AGENCY LLC | Unknown | Female | \$0 | \$0 | |
| 4 | GA | COLLINS CONSTRUCTION SERVICES, INC. | Unknown | Female | \$2,367,187 | \$2,102,788 | \$264,398 |

FY 23 408 Report Appendix B

| | | | | | | | |
|---|----|--|---------|--------|--------------|--------------|--------------|
| 4 | GA | A TO Z MANAGEMENT CONSULTING, LLC | Unknown | Male | \$0 | \$0 | \$0 |
| 4 | KY | D AND D, LLC | AP | Male | \$0 | \$0 | |
| 4 | KY | DUNN ELECTRIC, LLC | BA | Male | \$189,540 | \$189,540 | \$0 |
| 4 | KY | WARD-EDISON'S PROFESSIONAL CLEANING SERVICE, LLC | BA | Male | \$0 | \$0 | |
| 4 | KY | SCHWARZ CONSTRUCTION LLC | BA | Female | \$6,683,398 | \$574,100 | \$6,109,298 |
| 4 | KY | OVERFLOW SERVICE, LLC | BA | Male | \$1,120,106 | \$1,111,606 | \$8,500 |
| 4 | KY | LOTS & MORE, INC. | BA | Male | \$0 | \$0 | |
| 4 | KY | R & M ENTERPRISES | BA | Male | \$0 | \$0 | |
| 4 | KY | TRIMEN SOLUTIONS, LLC | BA | Female | \$0 | \$0 | |
| 4 | KY | METRO FENCE INDUSTRIES, INC. | BA | Male | \$20,044 | \$0 | \$20,044 |
| 4 | KY | INNOVATIVE DIRECTIONS INVESTMENT GROUP, LLC | BA | Female | \$0 | \$0 | |
| 4 | KY | AAECON GENERAL CONTRACTING LLC | BA | Male | \$20,596,496 | \$11,806,052 | \$8,790,443 |
| 4 | KY | NATIONAL CONTRACTING SERVICES, LLC | HA | Male | \$7,264,139 | \$3,711,079 | \$3,553,060 |
| 4 | KY | UNIVERSAL SPARTAN, LLC | HA | Male | \$1,388,219 | \$330,596 | \$1,057,623 |
| 4 | KY | INTEC GROUP, LLC | HA | Female | \$46,352,520 | \$693,198 | \$45,659,322 |
| 4 | KY | MICRON AIR & MECHANICAL SOLUTIONS, INC | HA | Male | \$6,304,553 | \$6,304,553 | \$0 |
| 4 | KY | INTERAPT, LLC | SA | Male | \$0 | \$0 | |
| 4 | MS | CHAHTA SERVICES, INCORPORATED | AIT | Entity | \$0 | \$0 | |
| 4 | MS | CHAHTA CONSTRUCTION INCORPORATED | AIT | Male | \$5,778,309 | \$5,778,309 | \$0 |
| 4 | MS | MILLENNIUM CONSTRUCTION, LLC | AP | Female | \$0 | \$0 | |
| 4 | MS | A ROCK CONSTRUCTION CO., INC | BA | Male | \$1,249,277 | \$1,249,277 | \$0 |
| 4 | MS | CHIEFS CONSTRUCTION COMPANY LLC | BA | Male | \$3,513,562 | \$221,296 | \$3,292,266 |
| 4 | MS | CONSTRUCTION PLUS, LLC | BA | Male | \$1,218,657 | \$402,402 | \$816,255 |
| 4 | MS | MURPHY'S DEVELOPMENT LLC | BA | Male | \$0 | \$0 | |
| 4 | MS | BDM INDUSTRIAL SERVICES LLC | BA | Male | \$821,833 | \$374,183 | \$447,650 |
| 4 | MS | ZYAA INC | BA | Female | \$0 | \$0 | |
| 4 | MS | JEM CONTRACTING, LLC | BA | Male | \$19,735 | \$0 | \$19,735 |
| 4 | MS | COTTEN BALL EXPRESS LLC | BA | Male | \$0 | \$0 | |
| 4 | MS | ANDERSON ENVIRONMENTAL SERVICES, INC | BA | Male | \$0 | \$0 | |
| 4 | MS | DISTINCTION LLC | BA | Male | \$6,832,650 | \$0 | \$6,832,650 |
| 4 | MS | MYRIAD ENGINEERING SOLUTIONS, LLC | BA | Female | \$0 | \$0 | \$0 |
| 4 | MS | IMMACULATE LANDSCAPE FACILITY SERVICES, LLC | BA | Male | \$0 | \$0 | |
| 4 | MS | SKYLINE INNOVATIONS, LLC | BA | Male | \$0 | \$0 | |
| 4 | MS | RED LASER TECHNOLOGY, INC | BA | Male | \$668,672 | \$668,672 | \$0 |
| 4 | MS | UPHILL CONSTRUCTION LLC | BA | Female | \$0 | \$0 | |
| 4 | MS | ANOINTED HANDS SERVICES LLC | BA | Female | \$1,506,732 | \$1,472,653 | \$34,079 |
| 4 | MS | COOK DEVELOPMENT LLC | BA | Male | \$0 | \$0 | |
| 4 | MS | TALON SERVICES GROUP, LLC | BA | Male | \$0 | \$0 | |

FY 23 408 Report Appendix B

| | | | | | | | |
|---|----|--|---------|--------|--------------|--------------|-------------|
| 4 | MS | CHALLENGE INNOVATION TECHNOLOGY INC | BA | Male | \$0 | \$0 | |
| 4 | MS | SIMMONS TRUCKING, LLC | BA | Male | \$0 | \$0 | |
| 4 | MS | INNOVATIVE PERFORMANCE CONSTRUCTION COMPANY, LLC | BA | Male | \$1,177,648 | \$200,580 | \$977,068 |
| 4 | MS | W & P, LLC | BA | Female | \$713,007 | \$746,007 | (\$33,000) |
| 4 | MS | ELECTRICWORKS, INC. | BA | Male | \$1,292,988 | \$1,292,988 | \$0 |
| 4 | MS | CDM CONSTRUCTION, LLC | BA | Male | \$669,619 | \$669,619 | \$0 |
| 4 | MS | TRAVIS CONSTRUCTION COMPANY, LLC | BA | Male | \$0 | \$0 | |
| 4 | MS | BARNETT CONCRETE WORK LLC | BA | Male | \$0 | \$0 | |
| 4 | MS | ASP WEB SOLUTIONS LLC | HA | Male | \$157,005 | \$92,835 | \$64,171 |
| 4 | MS | GULF COAST SOLUTIONS, LLC | HA | Female | \$3,671,329 | \$3,671,329 | \$0 |
| 4 | MS | FLOOR CO LLC | HA | Male | \$100,035 | \$100,035 | \$0 |
| 4 | MS | SOUTHERN MAINTENANCE INC | NA | Female | \$0 | \$0 | |
| 4 | MS | BENECORP, INC | NA | Male | \$18,703,622 | \$18,703,622 | \$0 |
| 4 | MS | HERITAGE CONSTRUCTION LLC | SA | Male | \$6,267,503 | \$5,855,589 | \$411,914 |
| 4 | MS | GRAHAM ROOFING INCORPORATED | Unknown | Female | \$0 | \$0 | |
| 4 | MS | MACON AUTO PARTS, LLC | Unknown | Female | \$0 | \$0 | |
| 4 | MS | CYPRESS ENVIRONMENTAL SERVICES, LLC | Unknown | Female | \$0 | \$0 | \$0 |
| 4 | NC | CORVID ATEA, LLC | AIT | Entity | \$267,018 | \$0 | \$267,018 |
| 4 | NC | LUMBEE TRIBE ENTERPRISES, LLC | AIT | N/A | \$27,099,815 | \$22,370,243 | \$4,729,572 |
| 4 | NC | LUMBEE IT SOLUTIONS, LLC | AIT | Entity | \$2,072,700 | \$2,072,700 | \$0 |
| 4 | NC | KITUWAH SERVICES, LLC | AIT | Entity | \$378,948 | \$288,039 | \$90,909 |
| 4 | NC | CHAMPION COMMERCIAL FENCE BUILDERS, LLC | AIT | Entity | \$0 | \$0 | |
| 4 | NC | A.L.R. ARCHITECTURE, PC | AP | Male | \$119,150 | \$106,315 | \$12,835 |
| 4 | NC | NICHOLS CUSTOM BUILDERS & DESIGN, INC. | BA | Female | (\$14,208) | (\$14,208) | \$0 |
| 4 | NC | H4 ENTERPRISES, LLC | BA | Male | \$6,238,888 | \$5,444,929 | \$793,958 |
| 4 | NC | RAYE IT CONSULTING, LLC | BA | Female | \$4,034,663 | \$2,734,681 | \$1,299,982 |
| 4 | NC | MC FARLAND BUILDING GROUP, LLC | BA | Male | \$0 | \$0 | \$0 |
| 4 | NC | RELIANCE CONSTRUCTION MANAGEMENT COMPANY | BA | Male | \$16,553,031 | \$7,637,192 | \$8,915,839 |
| 4 | NC | CAROLINA GROUP PROPERTIES LLC | BA | Male | \$6,551,251 | \$1,259,461 | \$5,291,791 |
| 4 | NC | CREATIVE MANAGEMENT STAFFING SERVICES, LLC | BA | Male | \$128,981 | \$128,981 | \$0 |
| 4 | NC | U.S. FEDERAL SOLUTIONS, INC. | BA | Male | \$7,159,541 | \$4,377,240 | \$2,782,301 |
| 4 | NC | SBC CONTRACTING INC | BA | Male | \$0 | \$0 | |
| 4 | NC | PROFESSIONAL STEWARDS SERVICES, LLC | BA | Female | \$0 | \$0 | \$0 |
| 4 | NC | RIZA CONSTRUCTION INC. | BA | Male | \$2,746,023 | \$1,750,723 | \$995,300 |
| 4 | NC | EXTENSION ENTERPRISE GROUP L.L.C. | BA | Male | \$17,667 | \$0 | \$17,667 |
| 4 | NC | A2A INTEGRATED LOGISTICS, INC. | BA | Male | \$2,702,598 | \$0 | \$2,702,598 |
| 4 | NC | PROSIDIAN CONSULTING LLC | BA | Male | \$2,148,780 | \$1,647,305 | \$501,475 |
| 4 | NC | QCENTRIC CONSULTANTS, LLC | BA | Male | \$0 | \$0 | |
| 4 | NC | BROOKES CONSTRUCTION LLC | BA | Female | \$0 | \$0 | |

FY 23 408 Report Appendix B

| | | | | | | | |
|---|----|--|---------|--------|-------------|-------------|-------------|
| 4 | NC | NUPRANA LLC | BA | Male | \$0 | \$0 | \$0 |
| 4 | NC | D5 HOLDINGS, LLC | BA | Male | \$0 | \$0 | |
| 4 | NC | GRAMERCY RESEARCH GROUP, L.L.C. | BA | Female | \$949,558 | \$250,000 | \$699,558 |
| 4 | NC | PARADIGM 360 COACH TRAINING, LLC | BA | Female | \$322,409 | \$0 | \$322,409 |
| 4 | NC | SUCCESS RESOURCES, LLC | BA | Male | \$39,771 | \$28,404 | \$11,367 |
| 4 | NC | INNOVATIVE NONPROFIT SOLUTIONS GROUP, LLC, THE | BA | Female | \$447,486 | \$0 | \$447,486 |
| 4 | NC | BBFOSTER CONSULTING, PC | BA | Female | \$1,254,148 | \$1,254,148 | \$0 |
| 4 | NC | WASHINGTON & COMPANY, L.L.C. | BA | Male | \$55,700 | \$52,000 | \$3,700 |
| 4 | NC | TACTEGRA, LLC | BA | Male | \$886,527 | \$506,000 | \$380,527 |
| 4 | NC | G4 SERVICES INC | BA | Male | \$0 | \$0 | |
| 4 | NC | WESTCHESTER REALTY, L.L.C. | BA | Male | \$0 | \$0 | |
| 4 | NC | DR JAMILA BATTLE & ASSOCIATES PA | BA | Female | \$0 | \$0 | |
| 4 | NC | VANDERHORST ENTERPRISES, INC. | BA | Male | \$1,207,796 | \$1,109,025 | \$98,771 |
| 4 | NC | OTS, INC. | BA | Female | \$0 | \$0 | \$0 |
| 4 | NC | G-STAR TELECOM, INC. | BA | Male | \$3,301,930 | \$1,498,496 | \$1,803,434 |
| 4 | NC | LUMBEE ENTERPRISE DEVELOPMENT INC | CDC | N/A | \$0 | \$0 | |
| 4 | NC | MARITIME AVIATION SECURITY TEAM, LLC | HA | Male | \$0 | \$0 | \$0 |
| 4 | NC | SUMMA GENERAL CONTRACTORS, LLC | HA | Male | \$0 | \$0 | |
| 4 | NC | ACHUTI LLC | NA | Male | \$9,638,987 | \$9,309,546 | \$329,441 |
| 4 | NC | NATIVE SERVICES, LLC | NA | Female | \$2,382,744 | \$2,382,744 | \$0 |
| 4 | NC | K&C CONTRACTORS, INC. | NA | Male | \$2,066,866 | \$1,630,435 | \$436,431 |
| 4 | NC | DRIVEN CONTRACTORS, LLC | NA | Male | \$612,451 | \$245,069 | \$367,382 |
| 4 | NC | LOCK4 LLC | NA | Male | \$909,945 | \$892,445 | \$17,500 |
| 4 | NC | H & L ENVIRONMENTAL SERVICES, LLC | NA | Male | \$7,521,255 | \$5,765,717 | \$1,755,538 |
| 4 | NC | SOLID SITE, INC. | NA | Male | \$0 | \$0 | |
| 4 | NC | SOUTHEASTERN GENERAL CONTRACTING INC | NA | Male | \$3,421,347 | \$3,421,347 | \$0 |
| 4 | NC | OMNIWARE L.L.C. | NA | Male | \$0 | \$0 | |
| 4 | NC | IMAGINED PARTNERS, LLC | NA | Female | \$0 | \$0 | |
| 4 | NC | PIERCE & SONS CONSTRUCTION, LLC | NA | Male | \$4,238,911 | \$4,048,417 | \$190,494 |
| 4 | NC | L & L DRYWALL & CONSTRUCTION, INC | NA | Male | \$418,582 | \$275,289 | \$143,293 |
| 4 | NC | EQUAGEN PLLC | SA | Male | \$0 | \$0 | |
| 4 | NC | INFINICS, INC | SA | Male | \$0 | \$0 | |
| 4 | NC | GOLDEN TECH SYSTEMS INC. | SA | Male | \$3,298,431 | \$3,298,431 | \$0 |
| 4 | NC | GLOBALXPRTS INC. | SA | Female | \$0 | \$0 | \$0 |
| 4 | NC | TATRA SOLUTIONS, INC. | Unknown | Female | \$1,733,126 | \$591,880 | \$1,141,246 |
| 4 | NC | CHAMBER MTN. CONSTRUCTION INC. | Unknown | Male | \$6,730,062 | \$2,635,914 | \$4,094,148 |
| 4 | NC | HP GROUP, LLC, THE | Unknown | Male | \$7,640,579 | \$4,598,032 | \$3,042,547 |
| 4 | NC | BRIDGE GROUP, LLC, THE | Unknown | Female | \$7,301,779 | \$5,127,676 | \$2,174,102 |

FY 23 408 Report Appendix B

| | | | | | | | |
|---|----|---|---------|--------|--------------|--------------|--------------|
| 4 | NC | MIND YOUR BUSINESS, INC. | Unknown | Female | \$541,389 | \$209,356 | \$332,033 |
| 4 | NC | JCTM LLC | Unknown | Male | \$1,230,430 | \$424,680 | \$805,750 |
| 4 | NC | EAGLE COMPLIANCE LLC | Unknown | Male | \$0 | \$0 | |
| 4 | NC | S2TECHNOLOGIES, LLC | Unknown | Female | \$1,283,652 | \$1,234,930 | \$48,723 |
| 4 | NC | LARION, PLLC | Unknown | Female | \$225,741 | \$225,741 | \$0 |
| 4 | SC | IVA'AL SOLUTIONS LLC | AIT | N/A | \$26,945,424 | \$18,604,996 | \$8,340,428 |
| 4 | SC | CATAWBA ENGINEERING & ENVIRONMENTAL SERVICES, LLC | AIT | Entity | \$0 | \$0 | |
| 4 | SC | RED HERITAGE MEDIA, LLC | AIT | N/A | \$1,047,466 | \$971,621 | \$75,845 |
| 4 | SC | IVA'AL FEDERAL LLC | AIT | Entity | \$0 | \$0 | \$0 |
| 4 | SC | PRECISION AIR INC. | ANC | N/A | \$30,575,832 | \$25,425,868 | \$5,149,964 |
| 4 | SC | GHOSTROCK SYSTEMS DEVELOPMENT, LLC | ANC | N/A | \$16,829,879 | \$9,484,879 | \$7,344,999 |
| 4 | SC | CIQIMA FEDERAL SERVICES, LLC | ANC | Entity | \$8,863,319 | \$8,863,319 | \$0 |
| 4 | SC | OCEAN BAY INFORMATION AND SYSTEMS MANAGEMENT, LLC | ANC | N/A | \$21,481,194 | \$21,481,194 | \$0 |
| 4 | SC | SHIPTech AMERICA LLC | AP | Female | \$0 | \$0 | |
| 4 | SC | LILIUM, LLC | AP | Female | \$28,515 | \$0 | \$28,515 |
| 4 | SC | SERES ENGINEERING & SERVICES LLC | AP | Male | \$19,252,177 | \$14,066,569 | \$5,185,608 |
| 4 | SC | CP&G CONSTRUCTION LLC | AP | | \$0 | \$0 | \$0 |
| 4 | SC | CLOUDSHYFT LLC | AP | Female | \$0 | \$0 | |
| 4 | SC | GLOBENET TELECOMMUNICATIONS, L.L.C | BA | Male | \$0 | \$0 | |
| 4 | SC | PATRIOTS MANAGEMENT, LLC | BA | Male | \$0 | \$0 | |
| 4 | SC | ANDER AND SONS, INC. | BA | Male | \$382,660 | \$382,660 | \$0 |
| 4 | SC | CCCS INTERNATIONAL LLC | BA | Male | \$10,862,752 | \$7,317,850 | \$3,544,902 |
| 4 | SC | ATLANTIC SOUTH CONSULTING SERVICES, LLC | BA | Male | \$763,351 | \$703,585 | \$59,765 |
| 4 | SC | OSMIUM DEVELOPMENT GROUP LLC | BA | Male | \$0 | \$0 | |
| 4 | SC | CONNECT ONE REALTY GROUP, LLC | BA | Female | \$15,211,401 | \$5,635,858 | \$9,575,542 |
| 4 | SC | CAIDAR TECHNOLOGY INCORPORATED LLC | BA | Male | \$0 | \$0 | |
| 4 | SC | EAGLE UNIVERSAL SERVICES LLC | BA | Male | (\$135,680) | \$0 | (\$135,680) |
| 4 | SC | CORLEY CONSTRUCTION COMPANY LLC | BA | Male | \$0 | \$0 | |
| 4 | SC | HARBOR SERVICES, INC. | BA | Male | \$22,230,905 | \$0 | \$22,230,905 |
| 4 | SC | ML BUILDERS, LLC | BA | Male | \$569,322 | \$169,385 | \$399,937 |
| 4 | SC | KRJ CONSULTING LLC | BA | Female | \$1,903,900 | \$1,053,365 | \$850,535 |
| 4 | SC | GLOBAL CORE STRATEGIES & CONSULTING LLC | BA | Female | \$163,309 | \$163,309 | \$0 |
| 4 | SC | CENTRIC GROUP, LLC, THE | BA | Male | \$0 | \$0 | \$0 |
| 4 | SC | JORDON CONSTRUCTION COMPANY L.L.C | BA | Male | \$3,514,026 | \$1,209,990 | \$2,304,037 |
| 4 | SC | FORESIGHT COMMUNICATIONS LLC | BA | Female | \$0 | \$0 | |
| 4 | SC | A. JAMES GLOBAL SERVICES, INC. | BA | Male | \$6,748,632 | \$6,713,632 | \$35,000 |
| 4 | SC | LILLIE'S OF CHARLESTON LLC | BA | Female | \$0 | \$0 | |
| 4 | SC | ADVANCED EEO SOLUTIONS, LLC | BA | Male | \$382,686 | \$218,220 | \$164,466 |
| 4 | SC | ND3 INC | BA | Male | \$503,248 | \$503,248 | \$0 |

FY 23 408 Report Appendix B

| | | | | | | | |
|---|----|---|---------|--------|--------------|--------------|--------------|
| 4 | SC | DAVID'S LAWN AND STUMPGRINDING LLC | BA | Male | \$539,110 | \$307,205 | \$231,906 |
| 4 | SC | AGILITY LAWN SERVICES LLC | BA | Male | \$0 | \$0 | |
| 4 | SC | FARMER CONSTRUCTION L.L.C. | BA | Male | \$419,744 | \$419,744 | \$0 |
| 4 | SC | CMB SERVICES, INC. | BA | Male | \$2,706,827 | \$0 | \$2,706,827 |
| 4 | SC | HILLSTOCK & ASSOCIATES LLC | BA | Female | \$0 | \$0 | |
| 4 | SC | DESA GROUP, INC. THE | BA | Female | \$43,267 | \$43,267 | \$0 |
| 4 | SC | SAILLANT LANGUAGE CONSULTING, LLC | HA | Female | \$0 | \$0 | |
| 4 | SC | NA INDUSTRIAL SOLUTIONS L.L.C. | NA | Male | \$765,626 | \$718,527 | \$47,098 |
| 4 | SC | DT STRATEGIES, INC. | SA | Female | \$0 | \$0 | |
| 4 | SC | PYRAMID CONTRACTING, LLC | SA | Male | \$10,825,908 | \$9,948,832 | \$877,076 |
| 4 | SC | AIR HUB LLC | Unknown | Male | \$0 | \$0 | |
| 4 | SC | TACTICAL DEVELOPMENT GROUP, LLC THE | Unknown | Male | \$1,132,630 | \$1,192,688 | (\$60,058) |
| 4 | TN | RSI SERVICES, LLC | ANC | Entity | \$2,939,336 | \$2,939,336 | \$0 |
| 4 | TN | PANHANDLE RENEWABLE SOLUTIONS LLC | ANC | Entity | \$0 | \$0 | |
| 4 | TN | AEROSTAR ENVIRONMENTAL AND CONSTRUCTION LLC | ANC | Entity | \$21,463,313 | \$21,463,313 | \$0 |
| 4 | TN | SES INFRASTRUCTURE SERVICES LLC | ANC | Entity | \$5,206,223 | \$3,644,739 | \$1,561,484 |
| 4 | TN | SES ELECTRICAL LLC | ANC | N/A | \$57,776,630 | \$49,883,456 | \$7,893,174 |
| 4 | TN | SES CIVIL AND ENVIRONMENTAL LLC | ANC | N/A | \$50,893,080 | \$21,909,224 | \$28,983,856 |
| 4 | TN | ALEUT ENVIRONMENTAL REMEDIATION, LLC | ANC | Entity | \$0 | \$0 | |
| 4 | TN | SES TECHNOLOGIES LLC | ANC | Entity | \$3,969,604 | \$3,969,604 | \$0 |
| 4 | TN | SES ENERGY SERVICES LLC | ANC | N/A | \$16,193,070 | \$16,193,070 | \$0 |
| 4 | TN | SES CONSTRUCTORS LLC | ANC | Entity | \$63,639,976 | \$58,918,292 | \$4,721,684 |
| 4 | TN | ALEUT FLOOD MANAGEMENT, LLC | ANC | Entity | \$665,560 | \$0 | \$665,560 |
| 4 | TN | VUCON, LLC | AP | Female | \$1,350,409 | \$1,350,409 | \$0 |
| 4 | TN | TRUTTA ENVIRONMENTAL SOLUTIONS LLC | AP | Female | \$0 | \$0 | \$0 |
| 4 | TN | X-CEL BUSINESS PRODUCTS, LLC | BA | Male | \$78,823 | \$78,823 | \$0 |
| 4 | TN | GT SERVICES, LLC | BA | Male | \$1,691,275 | \$1,794,959 | (\$103,683) |
| 4 | TN | TRADE ON DEMAND, INC. | BA | Male | (\$285,260) | (\$285,260) | \$0 |
| 4 | TN | POLK & ASSOCIATES LLC | BA | Male | \$1,864,960 | \$1,864,960 | \$0 |
| 4 | TN | BC HOLDINGS OF TN LLC | BA | Male | \$227,429 | \$227,429 | \$0 |
| 4 | TN | ARCHANGEL PROTECTIVE SERVICES INC. | BA | Male | \$4,568,812 | \$4,568,812 | \$0 |
| 4 | TN | CLEAN-SWEEP SOLUTIONS, INC. | BA | Male | \$0 | \$0 | |
| 4 | TN | OTEKA TECHNOLOGIES, LLC | BA | Female | \$264,903 | \$264,903 | \$0 |
| 4 | TN | ENFINITY SUPPLY, LLC | BA | Female | \$195 | \$0 | \$195 |
| 4 | TN | LFD CONSULTING LLC | BA | Female | \$0 | \$0 | |
| 4 | TN | ELITE DIVERSIFIED CONSTRUCTION, INC. | BA | Male | \$3,314,276 | \$3,314,276 | \$0 |
| 4 | TN | UNITY ONE EAST, INC | BA | Male | \$0 | \$0 | \$0 |
| 4 | TN | K PAYNE CONTRACTING LLC | BA | Female | \$0 | \$0 | |
| 4 | TN | RELIABLE PHARMACEUTICAL RETURNS, LLC | BA | Male | \$576,645 | \$0 | \$576,645 |

FY 23 408 Report Appendix B

| | | | | | | | |
|---|----|--|---------|--------|--------------|-------------|--------------|
| 4 | TN | CORBROOK, LLC | BA | Female | \$287,430 | \$87,633 | \$199,797 |
| 4 | TN | AMBASSADOR WORLDWIDE PROTECTION AGENCY, INC. | BA | Male | \$0 | \$0 | |
| 4 | TN | IVY MEDIATION AND CONSULTING, LLC | BA | Female | \$0 | \$0 | \$0 |
| 4 | TN | RANSOMED GROUP, INC., THE | BA | Female | \$0 | \$0 | |
| 4 | TN | MCBEE/BAILEY & ASSOCIATES CONS | BA | Male | (\$24,493) | \$0 | (\$24,493) |
| 4 | TN | PHADID ENTERTAINMENT LLC | BA | Male | \$0 | \$0 | |
| 4 | TN | ENERGYELECTIVES LLC | BA | Male | \$0 | \$0 | |
| 4 | TN | HARRIS, JOSEPH D | BA | Male | \$608,164 | \$600,948 | \$7,216 |
| 4 | TN | CLEANING SOLUTIONS LLC | BA | Female | \$0 | \$0 | |
| 4 | TN | OLYMPIC CAREER TRAINING INSTITUTE INCORPORATED | BA | Female | \$0 | \$0 | |
| 4 | TN | GALLEGOS, JORGE | HA | Male | \$0 | \$0 | |
| 4 | TN | PRESIDIO SERVICE SOLUTIONS INCORPORATED | HA | Male | \$0 | \$0 | |
| 4 | TN | BIG BORE, LLC | HA | Male | \$0 | \$0 | |
| 4 | TN | BARRUETA, DAVID MICHAEL | HA | Male | \$0 | \$0 | |
| 4 | TN | TACTICA MANAGEMENT SERVICES, LLC | NHO | Entity | \$5,638,004 | \$5,638,004 | \$0 |
| 4 | TN | TACTICA SOLUTIONS, LLC | NHO | Entity | \$1,824,744 | \$1,504,000 | \$320,744 |
| 4 | TN | STREET LEGAL INDUSTRIES, INC | Unknown | Female | \$14,137,586 | \$2,960,846 | \$11,176,740 |
| 4 | TN | WIN ENGINEERING, LLC | Unknown | Female | \$0 | \$0 | \$0 |
| 4 | TN | MANAGEMENT SOLUTIONS, L.L.C. | Unknown | Female | \$22,191,725 | \$4,877,500 | \$17,314,225 |
| 5 | IL | WBK ENGINEERING, LLC | AIT | N/A | \$0 | \$0 | \$0 |
| 5 | IL | MODE ARCHITECTS, P.C. | AP | Male | \$0 | \$0 | |
| 5 | IL | SAVAN SOURCE INC. | AP | Female | \$0 | \$0 | |
| 5 | IL | "@ORCHARD LLC" | AP | Female | \$2,055,577 | \$2,055,577 | \$0 |
| 5 | IL | SYNC-POWER COMPANY | AP | Male | \$0 | \$0 | |
| 5 | IL | ARTISAN CONSULTING ENGINEERS, LLC | AP | Male | \$657,682 | \$0 | \$657,682 |
| 5 | IL | KAIZEN TECHNOLOGIES, INC. | AP | Male | \$0 | \$0 | |
| 5 | IL | DAMA CONSULTANTS, INC | BA | Male | \$0 | \$0 | \$0 |
| 5 | IL | AVERY & PRYOR CONSTRUCTION LLC | BA | Male | \$0 | \$0 | |
| 5 | IL | COLEMAN DEVELOPMENT CORPORATION | BA | Male | \$41,024 | \$0 | \$41,024 |
| 5 | IL | EXECUCLEAN RESTORATION LLC | BA | Male | \$0 | \$0 | |
| 5 | IL | D G W GROUP | BA | Female | \$0 | \$0 | |
| 5 | IL | BARBEE TAX CONSULTING, LLC | BA | Male | \$111,754 | \$111,754 | \$0 |
| 5 | IL | JBJBUSINESSGROUP | BA | Male | \$0 | \$0 | \$0 |
| 5 | IL | INDIRAP PRODUCTIONS INC. | BA | Male | \$0 | \$0 | |
| 5 | IL | H. G. JONES & ASSOCIATES, INC. | BA | Male | \$0 | \$0 | |
| 5 | IL | LIVEWIRE ELECTRICAL SYSTEMS INC | BA | Male | \$0 | \$0 | |
| 5 | IL | BENFORD PROTECTION GROUP LLC | BA | Male | \$0 | \$0 | |
| 5 | IL | AXXUM CONSULTING LLC | BA | Female | \$0 | \$0 | |
| 5 | IL | INNOVATIVE WERKS, INC. | BA | Male | \$0 | \$0 | |
| 5 | IL | THINK GENIUS LLC | BA | Female | \$0 | \$0 | |
| 5 | IL | C R MARKET SURVEYS, INC. | BA | Female | \$32,000 | \$0 | \$32,000 |

FY 23 408 Report Appendix B

| | | | | | | | |
|---|----|--|----|--------|--------------|--------------|-------------|
| 5 | IL | CCM CONSULTING GROUP, LLC | BA | Male | \$0 | \$0 | |
| 5 | IL | TRINITY TECHNOLOGY SERVICES, INC. | BA | Male | \$0 | \$0 | |
| 5 | IL | GLOBAL MEDICAL SERVICES LLC | BA | Female | \$20,000 | \$0 | \$20,000 |
| 5 | IL | SERGEANT CONSTRUCTION INC. | BA | Male | \$2,356,819 | \$771,269 | \$1,585,551 |
| 5 | IL | MODESTO MANAGEMENT LLC | BA | Male | \$2,583,409 | \$290,729 | \$2,292,680 |
| 5 | IL | STITCH ME LLC | BA | Female | \$0 | \$0 | |
| 5 | IL | SUPPLIED INDUSTRIAL SOLUTIONS, INC. | BA | Male | \$21,843,380 | \$15,552,223 | \$6,291,157 |
| 5 | IL | ENSPYRE LLC | BA | Male | \$500,779 | \$500,779 | \$0 |
| 5 | IL | VEYA INCORPORATED | BA | Male | \$0 | \$0 | |
| 5 | IL | BROOK ARCHITECTURE INCORPORATED | BA | Female | \$0 | \$0 | |
| 5 | IL | HOME HEALTH MEDICAL, L.L.C. | BA | Male | \$70,271 | \$70,271 | \$0 |
| 5 | IL | VITALIZING BUSINESS SOLUTIONS, INC. | BA | Female | \$894,305 | \$894,305 | \$0 |
| 5 | IL | GETSYM ENTERPRISES INC | BA | Female | \$0 | \$0 | |
| 5 | IL | MSM-NET INC | BA | Male | \$0 | \$0 | \$0 |
| 5 | IL | ATW HEALTH SOLUTIONS INC. | BA | Female | \$1,876,753 | \$1,876,753 | \$0 |
| 5 | IL | GLOBAL ENTERPRISE SERVICES, LLC | BA | Male | \$7,906 | \$0 | \$7,906 |
| 5 | IL | MAPLE LEAF MEDICAL SERVICES, LLC | HA | Female | \$0 | \$0 | |
| 5 | IL | MASTER DESIGN BUILD, LLC | HA | Male | \$2,117,298 | \$0 | \$2,117,298 |
| 5 | IL | CHICAGO ORNAMENTAL IRON, INC. | HA | Male | \$0 | \$0 | |
| 5 | IL | GSG MATERIAL TESTING, INC. | HA | Male | \$0 | \$0 | |
| 5 | IL | MULTI - CLEANING SERVICES, INC. | HA | Male | \$0 | \$0 | |
| 5 | IL | MS. SEBASTIAN CORP. | HA | Female | \$0 | \$0 | |
| 5 | IL | TACTICAL LIGHTING SYSTEMS, INC. | HA | Male | \$0 | \$0 | \$0 |
| 5 | IL | D N D ELECTRIC, INC. | HA | Male | \$0 | \$0 | \$0 |
| 5 | IL | CONTROLLED F.O.R.C.E INC. | HA | Female | \$10,586,226 | \$1,627,088 | \$8,959,138 |
| 5 | IL | WET INTERNATIONAL, INC. | HA | Male | \$0 | \$0 | |
| 5 | IL | GUSCO SILICONE RUBBER & SERVICES, LLC | HA | Male | \$29,134 | \$0 | \$29,134 |
| 5 | IL | PMJ ENTERPRISES, INC. | HA | Male | \$0 | \$0 | |
| 5 | IL | MIRAMAR INTERNATIONAL GROUP INC. | HA | Male | \$3,243,645 | \$3,027,100 | \$216,545 |
| 5 | IL | DRIVE CONSTRUCTION, INC. | HA | Male | \$0 | \$0 | \$0 |
| 5 | IL | IDI CONSTRUCTION LLC | HA | Male | \$2,103,556 | \$2,103,556 | \$0 |
| 5 | IL | RAPTOR INDUSTRIES INC. | NA | Male | \$0 | \$0 | |
| 5 | IL | ADVENT BUSINESS COMPANY INC. | SA | Male | \$0 | \$0 | \$0 |
| 5 | IL | Q1 TECHNOLOGIES, INC. | SA | Male | \$0 | \$0 | |
| 5 | IL | EDIFY TECHNOLOGIES, INC. | SA | Male | \$0 | \$0 | \$0 |
| 5 | IL | SUPER ROCO STEEL & TUBE, LTD. II | SA | Male | \$923,405 | \$0 | \$923,405 |
| 5 | IL | HANSRA CONSULTING AND ADVISORY SERVICES, LLC | SA | Female | \$0 | \$0 | |
| 5 | IL | EQUIPTO ELECTRONICS CORPORATION | SA | Male | \$0 | \$0 | |

FY 23 408 Report Appendix B

| | | | | | | | |
|---|----|--|---------|--------|--------------|--------------|--------------|
| 5 | IL | NASHNAL SOIL TESTING, LLC | SA | Male | \$0 | \$0 | |
| 5 | IL | AQUALAGOON, INC. | SA | Male | \$312,770 | \$312,770 | \$0 |
| 5 | IL | OLOOP LLC | SA | Male | \$253,801 | \$202,513 | \$51,288 |
| 5 | IL | MIDDLEGROUND TECHNOLOGIES LLC | SA | Male | \$0 | \$0 | |
| 5 | IL | ASCENT INNOVATIONS LLC | SA | Female | \$0 | \$0 | \$0 |
| 5 | IL | DIVIHN INTEGRATION, INC. | SA | Male | \$0 | \$0 | \$0 |
| 5 | IL | FIDELIS, LLC | SA | Male | \$0 | \$0 | |
| 5 | IL | S & F SOFTWARE SOLUTIONS, INC. | SA | Female | \$1,062,601 | \$1,062,601 | \$0 |
| 5 | IL | PINNAKLE TECHNOLOGIES INC | SA | Male | \$0 | \$0 | \$0 |
| 5 | IL | AQL TECHNOLOGIES, INC. | SA | Male | \$49,395 | \$0 | \$49,395 |
| 5 | IL | AMALGAMATED SERVICES, INC. | Unknown | Female | \$5,935,961 | \$576,281 | \$5,359,680 |
| 5 | IL | BATIR ARCHITECTURE, LTD. | Unknown | Female | \$0 | \$0 | \$0 |
| 5 | IL | CELEEN, LLC | Unknown | Female | \$40,037,016 | \$20,037,972 | \$19,999,043 |
| 5 | IL | HIBBARD BUILDERS, INC. | Unknown | Male | \$0 | \$0 | |
| 5 | IL | PRAIRIE ENGINEERS, P.C. | Unknown | Female | \$2,052,697 | \$820,975 | \$1,231,722 |
| 5 | IL | SC-B CONSULTING INCORPORATED | Unknown | Female | \$793,703 | \$793,703 | \$0 |
| 5 | IL | GALE CONSTRUCTION COMPANY OF ILLINOIS | Unknown | Female | \$7,791,846 | \$6,205,468 | \$1,586,378 |
| 5 | IL | BARTKOWSKI LIFE SAFETY CORP. | Unknown | Female | \$1,268,315 | \$313,194 | \$955,121 |
| 5 | IL | CELENIUM CORPORATION | Unknown | Male | \$0 | \$0 | |
| 5 | IL | RAIMONDE DRILLING CORP. | Unknown | Female | \$0 | \$0 | |
| 5 | IL | MERTZKE, D W EXCAVATING & TRUCKING INC | Unknown | Female | \$181,419 | \$181,419 | \$0 |
| 5 | IL | ONEILL CONTRACTORS, INC. | Unknown | Female | \$7,773,449 | \$6,033,319 | \$1,740,130 |
| 5 | IN | PRIME VECTOR, INC. | AP | Male | \$0 | \$0 | \$0 |
| 5 | IN | PROJECT MADE EASY INC | AP | Male | \$0 | \$0 | \$0 |
| 5 | IN | R CATE PLUMBING AND MECH CO LIMITED LIABILITY COMPANY | AP | Male | \$0 | \$0 | |
| 5 | IN | MULTICRAFT ELECTRIC LLC | AP | Male | \$474,192 | \$407,340 | \$66,852 |
| 5 | IN | SHARS HAIR LLC | BA | Female | \$0 | \$0 | |
| 5 | IN | CORNERSTONE CONSTRUCTION GROUP LLC | BA | Male | \$562,986 | \$513,016 | \$49,970 |
| 5 | IN | INDY FIBER AND SURFACE CLEANING, LLC | BA | Female | \$45,000 | \$0 | \$45,000 |
| 5 | IN | C&A CONTRACTING LLC | BA | Male | \$0 | \$0 | |
| 5 | IN | ENGAGING SOLUTIONS, LLC | BA | Female | \$0 | \$0 | |
| 5 | IN | MITCHELL & SONS HVAC INC. | BA | Male | \$120,717 | \$0 | \$120,717 |
| 5 | IN | CRICO ENTERPRISE, LLC | BA | Female | \$4,554,856 | \$3,769,878 | \$784,978 |
| 5 | IN | APEX INFINITE SOLUTIONS LLC | BA | Male | \$0 | \$0 | \$0 |
| 5 | IN | ROI MARKETING CO, INC | BA | Male | \$0 | \$0 | |
| 5 | IN | JVB GROUP LLC | BA | Male | \$0 | \$0 | |
| 5 | IN | INTERNATIONAL GLOBAL SOLUTION, LLC | BA | Male | \$3,001,189 | \$2,930,305 | \$70,884 |
| 5 | IN | PILLOW EXPRESS DELIVERY, INC. | BA | Male | \$150,783 | \$231,119 | (\$80,336) |
| 5 | IN | DBISP, LLC | BA | Male | \$1,293,635 | \$175,011 | \$1,118,625 |
| 5 | IN | THOMAS & REED, LLC | BA | Female | \$5,910,266 | \$4,058,249 | \$1,852,017 |
| 5 | IN | INFRA CRITICAL FACILITIES ENGINEERING & CONSULTING LLC | HA | Male | \$0 | \$0 | |

FY 23 408 Report Appendix B

| | | | | | | | |
|---|----|---|---------|--------|--------------|--------------|--------------|
| 5 | IN | NEW GENERATION NETWORKING LLC | HA | Male | \$0 | \$0 | |
| 5 | IN | PATRIUM LLC | HA | Male | \$0 | \$0 | |
| 5 | IN | GEYER FIRE PROTECTION LLC | HA | Female | \$413,104 | \$413,104 | \$0 |
| 5 | IN | VERGENCE LLC | HA | Male | \$4,746,128 | \$4,746,128 | \$0 |
| 5 | IN | ARROYO INDUSTRIES, LLC | HA | Female | \$0 | \$0 | \$0 |
| 5 | IN | TASH J GROUP INC. | HA | Female | \$288,796 | \$183,600 | \$105,196 |
| 5 | IN | BRITE SYSTEMS INCORPORATED | SA | Female | \$0 | \$0 | \$0 |
| 5 | IN | GEOCONVERGENCE, LLC | SA | Male | \$0 | \$0 | \$0 |
| 5 | IN | AVTECH SOLUTIONS INC. | SA | Male | \$0 | \$0 | \$0 |
| 5 | IN | US HYDROVAC INC | SA | Male | \$0 | \$0 | |
| 5 | IN | IMAGINATION BASE LLC | Unknown | Female | \$0 | \$0 | |
| 5 | IN | NEWHOUSE AND ASSOCIATES LLC | Unknown | Female | \$0 | \$0 | |
| 5 | IN | PROFESSIONAL INFORMATION SYSTEMS INC | Unknown | Female | \$27,860 | \$0 | \$27,860 |
| 5 | IN | GENTECH ASSOCIATES, INC. | Unknown | Male | \$12,560,179 | \$6,012,349 | \$6,547,830 |
| 5 | MI | OJIBWE HAZARDOUS ABATEMENT, LLC | AIT | Entity | \$221,859 | \$0 | \$221,859 |
| 5 | MI | WASEYABEK FEDERAL SERVICES, LLC | AIT | Entity | \$1,170,750 | \$1,170,750 | \$0 |
| 5 | MI | LITTLE RIVER GOVERNMENT CONTRACTING LLC | AIT | Entity | \$7,605,492 | \$5,730,890 | \$1,874,602 |
| 5 | MI | BAY SHORE STEEL WORKS, LLC | AIT | Entity | \$65,742 | \$0 | \$65,742 |
| 5 | MI | RCA, LLC | AIT | Entity | \$325,895 | \$325,895 | \$0 |
| 5 | MI | FED95, LLC | AIT | Entity | \$1,212,060 | \$1,212,060 | \$0 |
| 5 | MI | BAKINAW FEDERAL CONTRACTING CORPORATION | AIT | Entity | \$0 | \$0 | |
| 5 | MI | SEVEN GENERATIONS ARCHITECTURE & ENGINEERING, LLC | AIT | N/A | \$27,724,550 | \$12,796,374 | \$14,928,176 |
| 5 | MI | BAKER ENGINEERING, LLC | AIT | Entity | \$1,440,610 | \$4,539 | \$1,436,071 |
| 5 | MI | CHIPPEWA GOVERNMENT SOLUTIONS LLC | AIT | Entity | \$10,167,159 | \$9,972,220 | \$194,939 |
| 5 | MI | DIGITIZED SCHEMATIC SOLUTIONS LLC | ANC | N/A | \$29,225,203 | \$29,217,778 | \$7,425 |
| 5 | MI | NEXTRINSIC CORP. | AP | Male | \$3,136,155 | \$2,155,494 | \$980,661 |
| 5 | MI | STRIVE RECREATIONAL THERAPY SERVICES, INC. | AP | Female | \$0 | \$0 | |
| 5 | MI | 4D SYSTEMS LLC | AP | Male | \$0 | \$0 | |
| 5 | MI | GLOBAL LANGUAGE TRANSLATIONS AND CONSULTING INC | AP | Female | \$0 | \$0 | |
| 5 | MI | Inventory Management Solutions, LLC | BA | Male | \$1,118,358 | \$35,483 | \$1,082,875 |
| 5 | MI | DCR SERVICES & CONSTRUCTION, INC. | BA | Male | \$2,413,070 | \$2,046,748 | \$366,321 |
| 5 | MI | NORA CONTRACTING, LLC | BA | Male | \$1,887,396 | \$900,000 | \$987,396 |
| 5 | MI | MOORE, CHARLES | BA | Male | \$0 | \$0 | |
| 5 | MI | ASHTON BUSINESS CONSULTING, PLLC | BA | Male | \$0 | \$0 | |
| 5 | MI | VISIONS CONSULTANTS LLC | BA | Male | \$0 | \$0 | |

FY 23 408 Report Appendix B

| | | | | | | | |
|---|----|--|----|--------|--------------|--------------|--------------|
| 5 | MI | KEO AND ASSOCIATES, INC. | BA | Male | \$11,172,305 | \$1,353,651 | \$9,818,654 |
| 5 | MI | LOGICAL OWL, LLC | BA | Male | \$0 | \$0 | |
| 5 | MI | DIVERSIFIED ENGINEERING SERVICES INC. | BA | Male | \$0 | \$0 | |
| 5 | MI | DANAS TECHNOLOGY, LLC | BA | Female | \$0 | \$0 | |
| 5 | MI | DIAMOND FIRM THE, INC. | BA | Male | \$0 | \$0 | |
| 5 | MI | AJP COMMERCIAL SHREDDING LLC | BA | Female | \$0 | \$0 | |
| 5 | MI | RAYNE CONSTRUCTION LLC | BA | Male | \$0 | \$0 | |
| 5 | MI | ORSUS GROUP, INC., THE | BA | Male | \$0 | \$0 | |
| 5 | MI | BLUE SPADER CONTRACTORS, INC. | BA | Male | \$1,337,428 | \$241,166 | \$1,096,262 |
| 5 | MI | EVANS CONSULTING SERVICES LLC | BA | Male | \$0 | \$0 | |
| 5 | MI | PREMIER STAFF SERVICES INC | BA | Male | \$0 | \$0 | |
| 5 | MI | CITY INSIGHT LLC | BA | Male | \$0 | \$0 | \$0 |
| 5 | MI | STRATUS SECURITY MANAGEMENT INC. | BA | Male | \$3,116,370 | \$0 | \$3,116,370 |
| 5 | MI | HINES REALTY CORPORATION | BA | Male | \$43,080 | \$0 | \$43,080 |
| 5 | MI | BETTER LIFE LEARNING, LLC | BA | Female | \$0 | \$0 | |
| 5 | MI | GREAT LAKES FACILITY MANAGEMENT LLC | BA | Male | \$250,536 | \$250,536 | \$0 |
| 5 | MI | ALDEVRA LLC | BA | Male | \$11,875,082 | \$2,392,135 | \$9,482,947 |
| 5 | MI | BARNETT CONSTRUCTION SERVICES OF MICHIGAN LLC | BA | Male | \$0 | \$0 | |
| 5 | MI | JDE CONSULTING, LLC | BA | Female | \$0 | \$0 | |
| 5 | MI | DADDY'S DOUGH COOKIES, LLC | BA | Male | \$0 | \$0 | |
| 5 | MI | PM JENKINS GROUP- PROFESSIONAL MANAGEMENT SERVICES LLC | BA | Male | \$13,405,587 | \$8,308,683 | \$5,096,904 |
| 5 | MI | GS GROUP LLC | BA | Female | \$667,474 | \$245,943 | \$421,531 |
| 5 | MI | CODRINGTON ELITE PERFORMANCE, LLC | BA | Female | \$0 | \$0 | |
| 5 | MI | ACCUTRAK CONSULTING AND ACCOUNTING SERVICES PLLC | BA | Female | (\$134,951) | \$0 | (\$134,951) |
| 5 | MI | SAWYER SERVICES INC | HA | Female | \$2,163,868 | \$954,319 | \$1,209,549 |
| 5 | MI | ACE INDUSTRIAL FLOOR COATINGS L.L.C. | HA | Male | \$0 | \$0 | |
| 5 | MI | C.I. ENGINEERING SOLUTIONS, LLC | HA | Male | \$0 | \$0 | |
| 5 | MI | K & M INDUSTRIAL LLC | NA | Male | \$2,290,707 | \$0 | \$2,290,707 |
| 5 | MI | CALDERWOOD, WOOD PRODUCTS & SERVICES LLC | NA | Male | \$1,668,337 | \$19,278 | \$1,649,059 |
| 5 | MI | S & D MECHANICAL SERVICES, INC. | NA | Male | \$588,796 | \$289,840 | \$298,956 |
| 5 | MI | ADDON SERVICES, LLC | SA | Female | \$58,752,778 | \$34,812,201 | \$23,940,578 |
| 5 | MI | ARGUS SERVICES INC | SA | Female | \$924,711 | \$0 | \$924,711 |
| 5 | MI | DMC CONSULTANTS, INC. | SA | Female | \$0 | \$0 | |
| 5 | MI | UNIQUE TECHNICAL SOLUTIONS, INC. | SA | Male | \$4,163,856 | \$4,163,856 | \$0 |
| 5 | MI | MANUTEK INC | SA | Male | \$0 | \$0 | \$0 |
| 5 | MI | IKON SOFTWARE SERVICES, LLC | SA | Male | \$0 | \$0 | \$0 |

FY 23 408 Report Appendix B

| | | | | | | | |
|---|----|---|---------|--------|--------------|--------------|--------------|
| 5 | MI | JMJ CONSULTANTS, INC | SA | Male | \$0 | \$0 | |
| 5 | MI | BSC SOLUTIONS INC. | SA | Male | \$0 | \$0 | |
| 5 | MI | NISOU ENTERPRISES INC. | SA | Female | \$1,705,226 | \$1,628,404 | \$76,822 |
| 5 | MI | ARBOR CORPORATION INC | SA | Female | \$4,215,159 | \$4,215,159 | \$0 |
| 5 | MI | HIGH TECH COMMERCE INC | SA | Male | \$0 | \$0 | \$0 |
| 5 | MI | SUPERIOR INFORMATION TECHNOLOGIES, LLC | SA | Male | \$0 | \$0 | \$0 |
| 5 | MI | SK UNIVERSAL TAX & CONSULTING CPA PLC | SA | Female | \$0 | \$0 | |
| 5 | MI | GLOBAL SOLUTIONS GROUP, INC. | SA | Female | \$15,087,077 | \$5,076,031 | \$10,011,047 |
| 5 | MI | ADVANCED MATRIX, INC. | SA | Male | \$59,700 | \$30,700 | \$29,000 |
| 5 | MI | 1-855-US-TRASH LLC | Unknown | Male | \$0 | \$0 | |
| 5 | MI | Bigelow Family Holdings LLC | Unknown | Female | \$3,746,808 | \$3,514,215 | \$232,592 |
| 5 | MN | MAKWA GLOBAL PROFESSIONAL SERVICES, LLC | AIT | Entity | \$332,654 | \$332,654 | \$0 |
| 5 | MN | MAKWA GLOBAL IT, LLC | AIT | Entity | \$0 | \$0 | |
| 5 | MN | MAKWA GLOBAL LOGISTICS, LLC | AIT | Entity | \$0 | \$0 | |
| 5 | MN | MG FACILITY SERVICES, LLC | AIT | Entity | \$1,001,146 | \$1,001,146 | \$0 |
| 5 | MN | MAKWA GLOBAL SECURITY SOLUTIONS, LLC | AIT | Entity | \$34,618,223 | \$31,009,607 | \$3,608,616 |
| 5 | MN | VMC LLC | AP | Female | \$0 | \$0 | |
| 5 | MN | REMI TRANSPORT LLC | AP | Male | \$842,645 | \$0 | \$842,645 |
| 5 | MN | DIMENSIONAL EXPERTS, INC. | AP | Male | \$0 | \$0 | |
| 5 | MN | VANN COMPANIES, LLC | AP | Male | \$13 | \$13 | \$0 |
| 5 | MN | ALL WASHED UP LAUNDRY SERVICES LLC | BA | Female | \$154,350 | \$154,350 | \$0 |
| 5 | MN | ENHEALTH LLC | BA | Male | \$0 | \$0 | |
| 5 | MN | IGBANUGO PARTNERS INT'L LAW FIRM PLLC | BA | Male | \$0 | \$0 | |
| 5 | MN | MCC INDUSTRIES INC | BA | Male | \$1,806,125 | \$1,055,450 | \$750,675 |
| 5 | MN | KNZ SOLUTIONS INC | BA | Male | \$9,867,358 | \$9,288,170 | \$579,187 |
| 5 | MN | WORKINGSMARTS, INC. | HA | Female | \$0 | \$0 | |
| 5 | MN | ADVANCED DESIGN CONTRACTING LLC | HA | Male | \$0 | \$0 | |
| 5 | MN | WILLIAM K CONSTRUCTION INCORPORATED | NA | Male | \$0 | \$0 | |
| 5 | MN | ABSOLUTE DEVELOPMENT INC. | NA | Male | \$0 | \$0 | |
| 5 | MN | LATITUDE PRIME LLC | SA | Female | \$2,737,512 | \$525,975 | \$2,211,537 |
| 5 | MN | RK CONSULTANCY SERVICES, INC. | SA | Male | \$0 | \$0 | \$0 |
| 5 | MN | HIGHCLOUD SOLUTIONS, INC. | SA | Male | \$48,477 | \$0 | \$48,477 |
| 5 | MN | UNIVERSAL POWER CONVERSION | Unknown | Female | \$0 | \$0 | |
| 5 | OH | TACG, LLC | AIT | N/A | \$1,302,486 | \$671,137 | \$631,349 |
| 5 | OH | TM CAPTURE SERVICES, LLC | AP | Female | \$3,364,187 | \$3,364,187 | \$0 |
| 5 | OH | OHIO VALLEY ARCHAEOLOGY, INC. | AP | Female | \$1,293,026 | \$1,173,345 | \$119,681 |
| 5 | OH | MEA NUTRITION LLC | AP | Female | \$0 | \$0 | |
| 5 | OH | ENVIRONMENTAL SOLUTIONS AQ, LLC | AP | Male | \$90,150 | \$90,150 | \$0 |
| 5 | OH | LIONA ENTERPRISES, INC. | AP | Female | \$8,826,246 | \$4,526,693 | \$4,299,553 |
| 5 | OH | WANIX ARCHITECTS LLC | AP | Female | \$72,000 | \$72,000 | \$0 |
| 5 | OH | CLARIT SOLUTIONS LLC | BA | Male | \$0 | \$0 | |
| 5 | OH | BATTLE AXE CONSTRUCTION LLC | BA | Male | \$0 | \$0 | |

FY 23 408 Report Appendix B

| | | | | | | | |
|---|----|---|----|--------|--------------|--------------|--------------|
| 5 | OH | STELLAR INNOVATIONS & SOLUTIONS INC. | BA | Male | \$30,074,633 | \$18,378,374 | \$11,696,260 |
| 5 | OH | CLEMONS INC. | BA | Male | \$1,779,776 | \$221,506 | \$1,558,270 |
| 5 | OH | SPORTS AND SPINE PHYSICAL THERAPY, INC. | BA | Male | \$209,950 | \$0 | \$209,950 |
| 5 | OH | KBA SERVICES LLC | BA | Male | \$0 | \$0 | |
| 5 | OH | TB & CJ INVESTMENT, LLC | BA | Female | \$0 | \$0 | |
| 5 | OH | ALLIANCE BUSINESS SERVICES LLC | BA | Female | \$359,240 | \$362,500 | (\$3,260) |
| 5 | OH | GENESIS 1 CONSTRUCTION, LLC | BA | Male | \$0 | \$0 | |
| 5 | OH | HARRIS & STEWART ELECTRICAL INC | BA | Male | \$740,233 | \$0 | \$740,233 |
| 5 | OH | CRAWFORD & ASSOCIATES SERVICES LLC | BA | Female | \$0 | \$0 | \$0 |
| 5 | OH | R.L. HUESTON, LLC | BA | Male | \$952,956 | \$829,756 | \$123,200 |
| 5 | OH | CPM ENTERPRISES LLC | BA | Male | \$578,113 | \$136,321 | \$441,792 |
| 5 | OH | SALVAGEDATA RECOVERY LLC | BA | Male | \$78,174 | \$0 | \$78,174 |
| 5 | OH | JOHN CECIL CONSTRUCTION, LLC | BA | Male | \$10,561,685 | \$2,174,344 | \$8,387,341 |
| 5 | OH | CLINTON VAULTS TECHNOLOGY GROUP LLC | BA | Male | \$0 | \$0 | |
| 5 | OH | FEASIBILITY RESEARCH GROUP OHIO LLC | BA | Male | \$176,426 | \$8,634 | \$167,792 |
| 5 | OH | JOURNEY STEEL, INC. | BA | Male | \$0 | \$0 | |
| 5 | OH | MENYA COMMUNICATIONS LTD. | BA | Male | \$0 | \$0 | |
| 5 | OH | Woods Development Group, LLC | BA | Male | \$0 | \$0 | |
| 5 | OH | RL HILL MANAGEMENT INC | BA | Male | \$0 | \$0 | \$0 |
| 5 | OH | AKA TEAM, INC., THE | BA | Female | \$0 | \$0 | |
| 5 | OH | PEAK ELECTRIC, INC. | BA | Male | \$164,128 | \$0 | \$164,128 |
| 5 | OH | JOB WELL DONE AND ASSOCIATES LLC | BA | Male | \$172,801 | \$172,801 | \$0 |
| 5 | OH | INSPIRING LIVES FOREVER LLC. | BA | Female | \$0 | \$0 | |
| 5 | OH | DEH ELECTRIC, LLC | BA | Male | \$0 | \$0 | |
| 5 | OH | R-CAP SECURITY, LLC | BA | Female | \$0 | \$0 | |
| 5 | OH | BI-SI SOLUTIONS, LLC | BA | Female | \$1,611,270 | \$1,611,270 | \$0 |
| 5 | OH | REH SYSTEMS SOLUTIONS LLC | BA | Male | \$0 | \$0 | \$0 |
| 5 | OH | PROFESSIONAL CONSULTING ASSOCIATES LLC | BA | Male | \$0 | \$0 | \$0 |
| 5 | OH | NNODUM PHARMACEUTICALS CORP. | BA | Male | \$0 | \$0 | \$0 |
| 5 | OH | AMERICAN SERVICES & PROTECTION LLC | BA | Male | \$0 | \$0 | |
| 5 | OH | NOVATIV TECHNOLOGY SOLUTIONS LLC | BA | Female | \$0 | \$0 | |
| 5 | OH | NEW COAST TRADING, (NCT) LLC | HA | Male | \$76,152 | \$0 | \$76,152 |
| 5 | OH | SIERTEK, LTD | HA | Male | \$10,387,721 | \$4,860,693 | \$5,527,027 |
| 5 | OH | CONSTRUCTABILITY, INC. | HA | Male | \$0 | \$0 | |
| 5 | OH | NATIVA, INC. | HA | Female | \$335,829 | \$66,508 | \$269,321 |
| 5 | OH | GPI ENTERPRISES INC. | HA | Male | \$1,711,892 | \$1,505,991 | \$205,901 |
| 5 | OH | ARIA SOLUTIONS, LLC | HA | Female | \$2,100,035 | \$2,100,035 | \$0 |
| 5 | OH | STEALTH ENTRY LLC | HA | Male | \$0 | \$0 | \$0 |
| 5 | OH | GARSAN SOLUTIONS LLC | HA | Male | \$0 | \$0 | |
| 5 | OH | NORTH ELECTRIC, INC. | HA | Male | \$0 | \$0 | |
| 5 | OH | PROPERTY & ENVIRONMENTAL MANAGEMENT, INC. | SA | Male | \$8,422,503 | \$6,166,680 | \$2,255,823 |

FY 23 408 Report Appendix B

| | | | | | | | |
|---|----|---|---------|--------|--------------|--------------|-------------|
| 5 | OH | EXPEED SOFTWARE LLC | SA | Male | \$0 | \$0 | |
| 5 | OH | KAIZEN SOLUTIONS GROUP, LLC. | SA | Male | \$0 | \$0 | |
| 5 | OH | AMERICAN TECHNOLOGY SYSTEMS, INC. | SA | Female | \$260,662 | \$260,662 | \$0 |
| 5 | OH | A & B FOUNDRY LLC | SA | Male | \$2,198,239 | \$0 | \$2,198,239 |
| 5 | OH | EBUSINESS SOLUTIONS INC | SA | Female | \$0 | \$0 | \$0 |
| 5 | OH | CYBERVATION, INC. | SA | Female | \$0 | \$0 | |
| 5 | OH | LOGIC SOFT, INC. | SA | Male | \$0 | \$0 | \$0 |
| 5 | OH | BENNETT ADELSON PROFESSIONAL SERVICES, LLC | SA | Male | \$2,760,176 | \$0 | \$2,760,176 |
| 5 | OH | DATALYSYS LLC | SA | Female | \$0 | \$0 | |
| 5 | OH | BBCO DESIGN LLC | SA | Female | \$1,500 | \$0 | \$1,500 |
| 5 | OH | AESPATECH, LLC | SA | Female | \$0 | \$0 | |
| 5 | OH | INFRASTRUCTURE MANAGEMENT AND ENGINEERING, INC. | SA | Male | \$0 | \$0 | \$0 |
| 5 | OH | BEAR ENVIRONMENTAL LLC | SA | Male | \$465,411 | \$106,578 | \$358,833 |
| 5 | OH | STARISIS CORPORATION | SA | Female | \$0 | \$0 | |
| 5 | OH | MALASHA TECHNOLOGIES INC. | SA | Male | \$14,251,072 | \$12,559,522 | \$1,691,550 |
| 5 | OH | MAXX SOURCE, LLC | SA | Male | \$0 | \$0 | \$0 |
| 5 | OH | POLARON TECHNOLOGIES, INC. | SA | Male | \$1,499,982 | \$0 | \$1,499,982 |
| 5 | OH | SAURWIN INC | SA | Female | \$0 | \$0 | |
| 5 | OH | APPLIED SYSTEMS & TECHNOLOGY TRANSFER LLC | SA | Female | \$0 | \$0 | |
| 5 | OH | SPACE & ASSET MANAGEMENT INC. | SA | Male | \$4,701,878 | \$266,323 | \$4,435,556 |
| 5 | OH | COMTECH GLOBAL INC | SA | Male | \$26,825 | \$0 | \$26,825 |
| 5 | OH | R DORSEY & CO | Unknown | Female | \$2,825,649 | \$1,304,741 | \$1,520,908 |
| 5 | OH | PIXELS & DOTS | Unknown | Female | \$0 | \$0 | |
| 5 | OH | ANALYTICAL SOLUTIONS BY KLINE, LLC | Unknown | Female | \$0 | \$0 | \$0 |
| 5 | OH | FRONTLINE NATIONAL, LLC | Unknown | Female | \$6,490,113 | \$1,092,047 | \$5,398,066 |
| 5 | WI | ADVANCIA REMEDIATION SERVICES, LLC | AIT | Entity | \$0 | \$0 | |
| 5 | WI | SUSTAINMENT AND RESTORATION SERVICES, LLC | AIT | N/A | \$63,959,749 | \$55,832,067 | \$8,127,682 |
| 5 | WI | ONEIDA ENGINEERING SOLUTIONS, LLC | AIT | Entity | \$2,532,342 | \$1,766,594 | \$765,748 |
| 5 | WI | 1 HEALTH SOLUTIONS, LLC | AIT | Entity | \$0 | \$0 | |
| 5 | WI | REDHAWK ADMINISTRATIVE SERVICES, LLC | AIT | Entity | \$0 | \$0 | |
| 5 | WI | GENERAL MECHANICAL CORPORATION | AIT | Entity | \$34,739,599 | \$31,557,475 | \$3,182,124 |
| 5 | WI | THUNDER RIVER CONSTRUCTION LLC | AIT | Entity | \$2,256,974 | \$2,215,537 | \$41,437 |
| 5 | WI | MISSION SUPPORT SERVICES, LLC | AIT | N/A | \$4,417,032 | \$4,400,025 | \$17,007 |
| 5 | WI | DIAMOND DISCS INTERNATIONAL, LLC | BA | Male | \$0 | \$0 | |
| 5 | WI | CROSS MANAGEMENT SERVICES INC | BA | Female | \$1,920,059 | \$1,920,059 | \$0 |
| 5 | WI | COMCENTIA, LLC | BA | Male | \$86,493 | \$86,493 | \$0 |
| 5 | WI | CLEMETRIC, LLC | BA | Male | \$742,865 | \$607,741 | \$135,124 |
| 5 | WI | SPANN & ASSOCIATES, LLC | BA | Male | \$0 | \$0 | |

FY 23 408 Report Appendix B

| | | | | | | | |
|---|----|--|---------|--------|--------------|--------------|--------------|
| 5 | WI | AEROFORCE LOGISTICS, LLC | HA | Female | \$5,154,341 | \$380,720 | \$4,773,620 |
| 5 | WI | ALLCON, LLC | HA | Female | \$72,603 | \$0 | \$72,603 |
| 5 | WI | SELAROM CONSTRUCTION LLC | HA | Male | \$0 | \$0 | |
| 5 | WI | C&C ENVIRONMENTAL, INC. | NA | Male | \$9,974,455 | \$9,974,455 | \$0 |
| 5 | WI | ICTECT, INC. | SA | Male | \$509,934 | \$280,000 | \$229,934 |
| 6 | AR | JE SYSTEMS, INC. | AP | Female | \$617,566 | \$571,890 | \$45,676 |
| 6 | AR | INFINITE OUTCOMES, INC. | AP | Female | \$0 | \$0 | |
| 6 | AR | EPIC TECHNICIANS HVAC LLC | BA | Male | \$23,737 | \$0 | \$23,737 |
| 6 | AR | CONSTRUCTION DEVELOPMENT TEAM, LLC | BA | Male | \$0 | \$0 | |
| 6 | AR | BAMI TECHNOLOGIES LLC | BA | Male | \$2,416,993 | \$1,715,950 | \$701,044 |
| 6 | AR | DV SOLUTIONS, LLC | BA | Male | \$878,253 | \$0 | \$878,253 |
| 6 | AR | R L JACKSON'S CONSTRUCTION COMPANY LLC | BA | Male | \$0 | \$0 | |
| 6 | AR | AMT 66, LLC | HA | Female | \$296,401 | \$75,818 | \$220,583 |
| 6 | AR | RED LEAF FORESTRY INC | HA | Male | \$1,757,096 | \$794,050 | \$963,046 |
| 6 | AR | ALL ELECTRIC SUPPLY INC | NA | Male | \$32,769 | \$30,769 | \$2,000 |
| 6 | AR | GLADDEN & METZ, INC. | NA | Male | \$2,251,438 | \$0 | \$2,251,438 |
| 6 | AR | GRAYLEE CONSTRUCTION AND DEMOLITION LLC | Unknown | Male | \$2,781,540 | \$2,781,540 | \$0 |
| 6 | AR | C&T EXCAVATING INC | Unknown | Female | \$15,485 | \$15,485 | \$0 |
| 6 | AR | A & A FIRE AND SAFETY COMPANY, LLC | Unknown | Female | \$1,789,871 | \$851,626 | \$938,245 |
| 6 | LA | TUNICA-BILOXI SERVICES, LLC | AIT | Entity | \$0 | \$0 | |
| 6 | LA | ARS ALEUT SERVICES, LLC | ANC | N/A | \$3,338,275 | \$3,333,436 | \$4,840 |
| 6 | LA | ARS ALEUT ANALYTICAL, LLC | ANC | Entity | \$4,243 | \$0 | \$4,243 |
| 6 | LA | ARS ALEUT DEMOLITION SERVICES, LLC | ANC | Entity | \$66,877 | \$0 | \$66,877 |
| 6 | LA | ARS ALEUT CONSTRUCTION, LLC | ANC | N/A | \$12,751,035 | \$600,911 | \$12,150,124 |
| 6 | LA | ARS ALEUT REMEDIATION LLC | ANC | N/A | \$11,878,287 | \$11,790,670 | \$87,617 |
| 6 | LA | ARS ALEUT TECHNICAL SERVICES, LLC | ANC | Entity | \$6,380,014 | \$6,380,014 | \$0 |
| 6 | LA | QUALITY FIRST CONSTRUCTION LLC | AP | Female | \$4,550,170 | \$4,550,170 | \$0 |
| 6 | LA | YKM CONSULTING, LLC | AP | Male | \$186,400 | \$0 | \$186,400 |
| 6 | LA | JUSTIN J. REEVES, L.L.C. | AP | Male | \$18,465,020 | \$12,471,153 | \$5,993,868 |
| 6 | LA | DESIGN OFFICE LLC | BA | Male | \$0 | \$0 | |
| 6 | LA | KING CONSULTING ENGINEERING LLC | BA | Male | \$0 | \$0 | \$0 |
| 6 | LA | INTEGRATED LOGISTICAL SUPPORT, INC. | BA | Female | \$2,424,977 | \$2,424,977 | \$0 |
| 6 | LA | TURNER & TURNER CONTRACTING, LLC | BA | Male | \$1,220,195 | \$675,218 | \$544,977 |
| 6 | LA | CHATMON CONSTRUCTION, L.L.C. | BA | Male | \$0 | \$0 | |
| 6 | LA | SPEARS CONSULTING GROUP, LLC | BA | Male | \$538,840 | \$538,840 | \$0 |
| 6 | LA | WHITE STAR COMMERCIAL INC. | BA | Male | \$0 | \$0 | |
| 6 | LA | MEDIPOINT SOLUTIONS, LLC | BA | Male | \$13,527 | \$13,527 | \$0 |
| 6 | LA | A.S.P.S. LLC | BA | Male | (\$61,642) | (\$105,156) | \$43,514 |
| 6 | LA | NOLA STEELE FABRICATION & ERECTION, L.L.C. | BA | Female | \$309,300 | \$309,300 | \$0 |
| 6 | LA | CLH BUILDERS | BA | Male | \$0 | \$0 | |

FY 23 408 Report Appendix B

| | | | | | | | |
|---|----|--|----|--------|--------------|--------------|-------------|
| 6 | LA | NEXT GENERATION LOGISTICS, LLC | BA | Male | \$8,540,485 | \$7,046,479 | \$1,494,006 |
| 6 | LA | TRUCKING INNOVATION LLC | BA | Male | \$81,281 | \$81,281 | \$0 |
| 6 | LA | INTERNATIONAL CONSULTING GROUP L.L.C. | BA | Male | \$601,593 | \$601,593 | \$0 |
| 6 | LA | TERRY HONORE CONSTRUCTION COMPANY, INC. | BA | Male | \$0 | \$0 | |
| 6 | LA | DMM & ASSOCIATES, LLC | BA | Female | \$0 | \$0 | |
| 6 | LA | SUPREME ROOFING & CONSTRUCTION, LLC | BA | Male | \$0 | \$0 | |
| 6 | LA | 2 R CONSTRUCTION, LLC | BA | Male | \$24,920 | \$24,920 | \$0 |
| 6 | LA | A THRU Z JANITORIAL SERVICE & SUPPLY INC. | BA | Female | \$0 | \$0 | |
| 6 | LA | VERN'S BAR-B-QUE & CATERING LLC | BA | Female | \$107,442 | \$98,400 | \$9,042 |
| 6 | LA | TOTAL ACCESS MOBILITY SERVICES, LLC | BA | Male | \$60,500 | \$0 | \$60,500 |
| 6 | LA | FTH DIMENSION SOLUTIONS LLC | BA | Female | \$0 | \$0 | |
| 6 | LA | VETERANS CONSTRUCTION LLC | BA | Male | \$150,021 | \$150,021 | \$0 |
| 6 | LA | WCJ CONSULTANTS LLC | BA | Female | \$2,710,269 | \$1,262,202 | \$1,448,068 |
| 6 | LA | GLOBAL SOLUTIONS INTERNATIONAL LLC | BA | Male | \$158,357 | \$158,357 | \$0 |
| 6 | LA | FOY'S DRYWALL SPECIALIST, LLC | BA | Male | \$0 | \$0 | |
| 6 | LA | VERIUS PROPERTY GROUP LLC | BA | Male | \$983,440 | \$983,440 | \$0 |
| 6 | LA | DIRECTED ANALYTICS INC. | BA | Male | \$0 | \$0 | \$0 |
| 6 | LA | CURTIS WRIGHT BUILDERS LLC | BA | Male | \$0 | \$0 | \$0 |
| 6 | LA | ELLIOTT SECURITY SOLUTIONS | BA | Male | \$11,620,400 | \$10,790,552 | \$829,849 |
| 6 | LA | TM SERVICES AND CONSULTANTS LLC | BA | Male | \$309,087 | \$0 | \$309,087 |
| 6 | LA | A B M ENTERPRISES, INC. | BA | Male | \$0 | \$0 | |
| 6 | LA | PRUITT GROUP LLC, THE | BA | Female | \$657,809 | \$657,809 | \$0 |
| 6 | LA | CYPRESS SOLUTIONS LLC | BA | Female | \$1,575,321 | \$873,696 | \$701,625 |
| 6 | LA | BONTON ASSOCIATES, LLC | BA | Male | \$0 | \$0 | |
| 6 | LA | BRC CONSTRUCTION GROUP, LLC | BA | Male | \$568,046 | \$568,046 | \$0 |
| 6 | LA | SNA CONTRACTING, LLC | BA | Male | \$2,157,120 | \$1,137,316 | \$1,019,805 |
| 6 | LA | MOFFETT OIL COMPANY, INC. | BA | Male | \$0 | \$0 | |
| 6 | LA | WINGATE ENGINEERS LLC | BA | Male | \$10,000 | \$0 | \$10,000 |
| 6 | LA | SKYE'S JANITORIAL LLC | BA | Female | \$139,002 | \$139,002 | \$0 |
| 6 | LA | J. STAR ENTERPRISES, INC. | BA | Female | \$2,974,162 | \$2,491,231 | \$482,931 |
| 6 | LA | SKYPLEX TRUCKING LLC | BA | Male | \$0 | \$0 | \$0 |
| 6 | LA | CAPE CONSTRUCTION LLC | BA | Female | \$0 | \$0 | |
| 6 | LA | GENESIS 360 LLC | BA | Male | \$9,928,078 | \$7,509,083 | \$2,418,995 |
| 6 | LA | TRENDSIC CORPORATION, INC | BA | Male | \$0 | \$0 | \$0 |
| 6 | LA | ELECTRONIC MAINTENANCE CO INC | BA | Female | \$0 | \$0 | |
| 6 | LA | A & E ENTERPRISE MANAGEMENT, LLC | BA | Male | \$0 | \$0 | |
| 6 | LA | J.A.T. TRUCKING AND CONSTRUCTION SERVICES, LLC | BA | Male | \$0 | \$0 | |
| 6 | LA | B & P ENTERPRISES OF AVOYELLES PARISH | BA | Female | \$36,000 | \$0 | \$36,000 |
| 6 | LA | GULF COAST SECURITY ENTERPRISES, LLC | BA | Male | \$0 | \$0 | |

FY 23 408 Report Appendix B

| | | | | | | | |
|---|----|---|---------|--------|--------------|--------------|-------------|
| 6 | LA | BRUDD CONSTRUCTION COMPANY, L.L.C. | BA | Male | \$0 | \$0 | |
| 6 | LA | BLACK & GOLD TECHNOLOGY LLC | BA | Female | \$928,608 | \$1,002 | \$927,606 |
| 6 | LA | RASHAD AC AND HEATING LLC | BA | Male | \$29,575 | \$29,575 | \$0 |
| 6 | LA | 4 A ERA LLC | BA | Male | \$470,132 | \$286,124 | \$184,008 |
| 6 | LA | CAPITAL AREA CONSTRUCTION LLC | BA | Male | \$0 | \$0 | |
| 6 | LA | CLAY CONSTRUCTION GROUP, L.L.C. | BA | Male | \$965,238 | \$965,238 | \$0 |
| 6 | LA | AQUARIUS CONTRACTORS, INC. | BA | Male | \$172,788 | \$172,788 | \$0 |
| 6 | LA | P H I GROUP LLC, THE | BA | Male | \$0 | \$0 | |
| 6 | LA | C & R CONTRACTING SERVICES, L.L.C. | HA | Female | \$0 | \$0 | |
| 6 | LA | ENVIRONMENTAL SCIENCE SERVICES, INC. | HA | Male | \$486,517 | \$489,460 | (\$2,943) |
| 6 | LA | DELVALLE SERVICES, L.L.C. | HA | Male | \$1,324,936 | \$1,072,278 | \$252,658 |
| 6 | LA | ITS REGIONAL, L.L.C. | HA | Male | \$0 | \$0 | |
| 6 | LA | COLMEX CONSTRUCTION LLC | HA | Female | \$0 | \$0 | |
| 6 | LA | NEIL COGGINS ENTERPRISES LLC | HA | Male | \$0 | \$0 | |
| 6 | LA | VAST INDUSTRIES, LLC | HA | Female | \$4,338,522 | \$4,165,933 | \$172,589 |
| 6 | LA | SMITH CONSTRUCTION CO. | HA | Female | \$0 | \$0 | |
| 6 | LA | COSTA ENVIRONMENTAL SERVICE LLC | HA | Male | \$121,874 | \$62,416 | \$59,458 |
| 6 | LA | TAMARA'S GROUP L.L.C. | HA | Female | \$0 | \$0 | |
| 6 | LA | GARDEN OF EDEN LAWN CARE, LLC | HA | Male | \$6,384,561 | \$6,384,561 | \$0 |
| 6 | LA | BAYOU CONCRETE PUMPING, L.L.C. | HA | Male | \$934,982 | \$274,300 | \$660,682 |
| 6 | LA | MENDEZ GROUP, INC | HA | Female | \$532,062 | \$384,650 | \$147,412 |
| 6 | LA | SUN TROPIC LANDSCAPE & GARDEN CENTER INC | HA | Male | \$0 | \$0 | |
| 6 | LA | E. K. LOZANO & COMPANY, LLC | HA | Male | \$0 | \$0 | |
| 6 | LA | MARRERO, COUVILLON & ASSOCIATES, L.L.C. | HA | Male | \$7,562,705 | \$560,790 | \$7,001,915 |
| 6 | LA | UH SERVICES GROUP, LLC | HA | Male | \$4,096,726 | \$798,426 | \$3,298,300 |
| 6 | LA | CARLOS SOSA LLC | HA | Male | \$0 | \$0 | |
| 6 | LA | GUINN CONSTRUCTION, LLC | NA | Male | \$0 | \$0 | |
| 6 | LA | CHAD PODY CONSTRUCTION COMPANY, L.L.C. | NA | Female | \$2,575,402 | \$1,318,439 | \$1,256,963 |
| 6 | LA | MATT L GUINN CONSTRUCTION, LLC | NA | Male | \$0 | \$0 | |
| 6 | LA | EXTREME TIRE & SERVICE, INC. | NA | Male | \$4,975 | \$0 | \$4,975 |
| 6 | LA | R P CONSTRUCTION LLC | NA | Male | \$312,257 | \$0 | \$312,257 |
| 6 | LA | GUNCO. L.L.C. | NA | Male | \$839,794 | \$839,794 | \$0 |
| 6 | LA | FRAZIER INVESTMENTS, INC. | NA | Male | \$15,113,377 | \$6,125,199 | \$8,988,178 |
| 6 | LA | RED BISON SERVICES LLC | NA | Male | \$13,686,634 | \$11,006,710 | \$2,679,924 |
| 6 | LA | CHAHTA CONSTRUCTION, LLC | NA | Male | \$0 | \$0 | |
| 6 | LA | GREENPOINT ENGINEERING LLC | SA | Male | \$1,248,337 | \$1,248,337 | \$0 |
| 6 | LA | MB DESIGN CONSULTANTS, LLC | SA | Male | \$108,654 | \$87,654 | \$21,000 |
| 6 | LA | ADAPTIVE MANAGEMENT AND ENGINEERING, LLC | SA | Male | \$549,249 | \$0 | \$549,249 |
| 6 | LA | JESCO ENVIRONMENTAL & GEOTECHNICAL SERVICES, INC. | Unknown | Female | (\$449,150) | (\$449,150) | \$0 |

FY 23 408 Report Appendix B

| | | | | | | | |
|---|----|--|---------|--------|--------------|--------------|--------------|
| 6 | LA | NATIVE ENGINEERS, LLC | Unknown | Male | (\$244,611) | (\$257,719) | \$13,108 |
| 6 | LA | PREMIUM PRODUCTS OF LOUISIANA, INC. | Unknown | Female | \$0 | \$0 | |
| 6 | LA | BROADWAY VENTURES, LLC | Unknown | Male | \$230,710 | \$100,000 | \$130,710 |
| 6 | LA | COMSOLUTIONS, INC. | Unknown | Female | \$0 | \$0 | \$0 |
| 6 | LA | JEMISON & PARTNERS INC | Unknown | Male | \$726,792 | \$726,792 | \$0 |
| 6 | LA | K-BELLE CONSULTANTS, L.L.C | Unknown | Female | \$9,001,992 | \$6,474,601 | \$2,527,391 |
| 6 | LA | TARPAN CONSTRUCTION, LLC | Unknown | Female | \$15,699,730 | \$12,151,195 | \$3,548,535 |
| 6 | NM | VELOCITY BUILD LLC | AIT | N/A | \$0 | \$0 | |
| 6 | NM | TSAY SERVICES, INC. | AIT | Entity | \$1,681,345 | \$1,681,345 | \$0 |
| 6 | NM | APACHE HOMELANDS LLC | AIT | N/A | \$0 | \$0 | |
| 6 | NM | Chiricahua Procurement LLC | AIT | Entity | \$7,677,833 | \$3,270,412 | \$4,407,421 |
| 6 | NM | KHA'P'O CONSTRUCTION SERVICES, INC. | AIT | Entity | \$6,971,953 | \$6,971,953 | \$0 |
| 6 | NM | NAMBE PUEBLO CONSTRUCTION, LLC | AIT | Entity | \$0 | \$0 | |
| 6 | NM | TSAY PROFESSIONAL SERVICES INC. | AIT | N/A | \$30,653,928 | \$28,888,280 | \$1,765,648 |
| 6 | NM | EVERGREEN CONTRACTORS, LLC | AIT | Entity | \$5,738,420 | \$5,738,420 | \$0 |
| 6 | NM | FSA LOGISTICS LLC | AIT | Entity | \$0 | \$0 | |
| 6 | NM | MYC ENVIRONMENTAL & CONSTRUCTION, LLC | AP | Female | \$0 | \$0 | |
| 6 | NM | DRY FLY ENTERPRISES, INC | BA | Female | \$0 | \$0 | \$0 |
| 6 | NM | EXCELLIGENT LLC | BA | Male | \$0 | \$0 | |
| 6 | NM | Cultivating Coders, LLC | BA | Male | \$473,472 | \$473,472 | \$0 |
| 6 | NM | J & E CONSTRUCTION SERVICES | HA | Female | \$0 | \$0 | |
| 6 | NM | L&R COMM. AND CONSTRUCTION INC | HA | Female | \$4,530,033 | \$3,583,091 | \$946,942 |
| 6 | NM | HR EFFICIENT LLC | HA | Female | \$0 | \$0 | |
| 6 | NM | RYMARC CONSTRUCTION, INC. | HA | Male | \$11,151,684 | \$7,399,730 | \$3,751,954 |
| 6 | NM | ALTIMA CONSTRUCTION INC. | HA | Male | \$3,038,801 | \$1,375,556 | \$1,663,245 |
| 6 | NM | GM BUILDERS, INC. | HA | Male | \$2,822,658 | \$430,168 | \$2,392,490 |
| 6 | NM | UNIFIED CONTRACTOR, INC. | HA | Male | \$15,475,930 | \$523,554 | \$14,952,376 |
| 6 | NM | PERIKIN ENTERPRISES, LLC | HA | Male | \$24,208,051 | \$19,330,480 | \$4,877,570 |
| 6 | NM | MONCOR CONSULTING AND BUSINESS SOLUTIONS LLC | HA | Male | \$0 | \$0 | \$0 |
| 6 | NM | ZARR CONSULTING SERVICES, LLC | HA | Female | \$0 | \$0 | |
| 6 | NM | ALPHA DEVELOPMENT INC. | HA | Male | \$2,276,236 | \$2,275,736 | \$500 |
| 6 | NM | FOUR WINDS MECHANICAL HTC/AC INC. | HA | Female | \$6,250,658 | \$6,029,977 | \$220,681 |
| 6 | NM | MAYAN CONSTRUCTION, INC. | HA | Male | \$0 | \$0 | |
| 6 | NM | DUB-L-EE LLC | HA | Female | \$772,758 | \$772,758 | \$0 |
| 6 | NM | MPR LOGISTICS LLC | HA | Female | \$0 | \$0 | |
| 6 | NM | SILVA ELECTRIC AND CONSTRUCTION, LLC | HA | Male | \$1,363,284 | \$116,082 | \$1,247,202 |
| 6 | NM | SIERRA VALLEY CONTRACTORS, LLC | HA | Male | \$640,355 | \$0 | \$640,355 |
| 6 | NM | G2I, LLC | HA | Female | \$250,704 | \$233,767 | \$16,938 |
| 6 | NM | IMPACT ELECTRIC SERVICES LLC | HA | Male | \$4,298,676 | \$1,501,992 | \$2,796,684 |
| 6 | NM | COLT BUILDERS, INC | HA | Male | \$731,565 | \$731,565 | \$0 |
| 6 | NM | LOPEZ-GUERRA CONSTRUCTION, LLC | HA | Female | \$202,230 | \$0 | \$202,230 |

FY 23 408 Report Appendix B

| | | | | | | | |
|---|----|---|---------|--------|---------------|---------------|--------------|
| 6 | NM | SUNWEST ROOFING LLC | HA | Male | \$400,275 | \$400,275 | \$0 |
| 6 | NM | A.A.C Construction | HA | Male | \$508,156 | \$0 | \$508,156 |
| 6 | NM | CONSOLIDATED BUILDERS OF NM LLC | HA | Female | \$0 | \$0 | |
| 6 | NM | J29 ENTERPRISES, LLC | HA | Female | \$4,687,108 | \$4,687,108 | \$0 |
| 6 | NM | SHARPLINE DEFENSE SOLUTIONS, INC. | HA | Female | \$1,168,183 | \$658,638 | \$509,545 |
| 6 | NM | VITAL CONSULTING GROUP, LLC | HA | Male | \$415,632 | \$415,632 | \$0 |
| 6 | NM | AMT LLC | HA | Male | \$2,702 | \$2,702 | \$0 |
| 6 | NM | STRONGBOW STRATEGIES LLC | NA | Female | \$2,812,131 | \$1,427,785 | \$1,384,346 |
| 6 | NM | QA ENGINEERING, LLC | NA | Male | \$27,578,331 | \$13,974,943 | \$13,603,388 |
| 6 | NM | ASSOCIATED TECHNOLOGIES, INC. | NA | Male | \$0 | \$0 | |
| 6 | NM | AXE ENGINEERING INCORPORATED | NA | Male | \$4,398,759 | \$4,398,759 | \$0 |
| 6 | NM | SPARROW GROUP INC, THE | NA | Male | \$462,762 | \$0 | \$462,762 |
| 6 | NM | CF PADILLA, LLC | NA | Male | \$136,228 | \$111,434 | \$24,794 |
| 6 | NM | HIGH WATER MARK, LLC. | NA | Female | \$0 | \$0 | |
| 6 | NM | SEDONA ENTERPRISES, INC. | NA | Male | \$4,149,061 | \$1,721,905 | \$2,427,156 |
| 6 | NM | SOUTHWEST PUEBLO CONSULTANTS AND COUNSELING SERVICES, LLC | NA | Female | \$0 | \$0 | |
| 6 | NM | SUNDANCE CONSTRUCTION, LLC | NA | Male | \$0 | \$0 | |
| 6 | NM | MONTECH INC. | NA | Female | \$10,352,770 | \$6,026,394 | \$4,326,375 |
| 6 | NM | NINE DEGREES ARCHITECTURE & DESIGN INC | Unknown | Male | \$350,265 | \$350,265 | \$0 |
| 6 | NM | LUNATEK LLC | Unknown | Female | \$2,402,230 | \$2,402,230 | \$0 |
| 6 | OK | CHICKASAW FEDERAL HEALTH, LLC | AIT | Entity | \$25,927,863 | \$22,080,350 | \$3,847,513 |
| 6 | OK | NUMUNU STAFFING LLC | AIT | Entity | \$0 | \$0 | \$0 |
| 6 | OK | POTAWATOMI TRAINING, LLC | AIT | Entity | \$3,760,270 | \$3,760,270 | \$0 |
| 6 | OK | CHEROKEE NATION DEFENSE SOLUTIONS LLC | AIT | Entity | \$22,919,283 | \$19,463,750 | \$3,455,533 |
| 6 | OK | ATMOSPHERIC SCIENCE TECHNOLOGY LLC | AIT | N/A | \$12,507,599 | \$12,507,599 | \$0 |
| 6 | OK | MUSCOGEE STAFFING SOLUTIONS, LLC | AIT | N/A | \$25,525,482 | \$25,235,519 | \$289,963 |
| 6 | OK | GOVERNMENT SOLUTIONS GROUP, LLC | AIT | Entity | \$3,563,886 | \$299,679 | \$3,264,207 |
| 6 | OK | CHEROKEE UNITED SERVICES, L.L.C. | AIT | Entity | \$0 | \$0 | |
| 6 | OK | CREATIVE IT SOLUTIONS, LLC | AIT | N/A | \$176,692,457 | \$134,921,869 | \$41,770,588 |
| 6 | OK | ISCANI INDUSTRIES LLC | AIT | Entity | \$15,241,780 | \$444,503 | \$14,797,277 |
| 6 | OK | CHEROKEE NATION FEDERAL CONSULTING, L.L.C. | AIT | Entity | \$87,358,960 | \$85,088,161 | \$2,270,800 |
| 6 | OK | CHEROKEE NATION MISSION SOLUTIONS, LLC | AIT | N/A | (\$1,465,500) | (\$1,703,728) | \$238,229 |
| 6 | OK | CHEROKEE INSIGHTS, L.L.C. | AIT | Entity | \$24,029,939 | \$24,029,939 | \$0 |
| 6 | OK | CHEROKEE NATION SYSTEM SOLUTIONS, LLC | AIT | N/A | \$94,299,988 | \$94,326,331 | (\$26,342) |
| 6 | OK | CHICKASAW SERVICE SOLUTIONS, LLC | AIT | Entity | \$0 | \$0 | |

FY 23 408 Report Appendix B

| | | | | | | | |
|---|----|---|-----|--------|---------------|---------------|--------------|
| 6 | OK | POTAWATOMI SUPPORT SERVICES, LLC | AIT | Entity | \$0 | \$0 | \$0 |
| 6 | OK | COMMAND CYBER SOLUTIONS, LLC | AIT | Entity | \$4,719,133 | \$4,719,133 | \$0 |
| 6 | OK | CHEROKEE NATION GOVERNMENT SOLUTIONS, L.L.C. | AIT | Entity | \$0 | \$0 | \$0 |
| 6 | OK | 1PROSPECT TECHNOLOGIES, LLC | AIT | N/A | \$12,724,654 | \$12,721,654 | \$3,000 |
| 6 | OK | CHOCTAW DEFENSE MANUFACTURING LLC | AIT | N/A | \$4,942,201 | \$4,201,177 | \$741,023 |
| 6 | OK | CHICKASAW DEFENSE GROUP, LLC | AIT | Entity | \$0 | \$0 | |
| 6 | OK | MUSCOGEE INTERNATIONAL, LLC | AIT | N/A | \$646,212 | (\$4,206,659) | \$4,852,871 |
| 6 | OK | CHICKASAW MANAGEMENT SERVICES, LLC | AIT | N/A | \$19,899,120 | \$12,708,806 | \$7,190,315 |
| 6 | OK | OSAGE PINNACLE DESIGN GROUP LLC | AIT | N/A | \$1,500,096 | \$1,500,096 | \$0 |
| 6 | OK | CHOCTAW PREMIER SERVICES LLC | AIT | Entity | \$0 | \$0 | |
| 6 | OK | CHEROKEE NATION 3S, L.L.C. | AIT | N/A | \$33,558,790 | \$22,645,440 | \$10,913,351 |
| 6 | OK | CHOCTAW DEFENSE SERVICES, INC. | AIT | N/A | \$35,214,012 | \$11,942,324 | \$23,271,687 |
| 6 | OK | CHEROKEE NATION MECHANICAL, LLC | AIT | N/A | \$16,696,521 | \$7,965,542 | \$8,730,979 |
| 6 | OK | CHICKASAW AEROSPACE, LLC | AIT | N/A | \$27,186,624 | \$24,484,807 | \$2,701,818 |
| 6 | OK | CHEROKEE NATION OPERATIONAL SOLUTIONS, L.L.C. | AIT | N/A | \$78,743,750 | \$76,606,066 | \$2,137,685 |
| 6 | OK | DNI EMERGING TECHNOLOGIES, LLC | AIT | Entity | \$32,890,370 | \$23,933,852 | \$8,956,518 |
| 6 | OK | CHICKASAW BUSINESS SOLUTIONS, LLC | AIT | Entity | \$51,370,105 | \$31,382,648 | \$19,987,456 |
| 6 | OK | FSA ENGINEERING, LLC | AIT | Entity | \$0 | \$0 | |
| 6 | OK | ADVANCIA AERONAUTICS, LLC | AIT | N/A | \$19,599,395 | \$19,568,759 | \$30,637 |
| 6 | OK | CHICKASAW STRATEGIC POINTE, LLC | AIT | N/A | \$67,023,761 | \$27,791,597 | \$39,232,164 |
| 6 | OK | CHICKASAW HEALTH CONSULTING, LLC | AIT | N/A | \$30,977,774 | \$25,647,431 | \$5,330,343 |
| 6 | OK | CHEROKEE NATION STRATEGIC PROGRAMS, L.L.C. | AIT | N/A | \$156,957,928 | \$130,647,746 | \$26,310,181 |
| 6 | OK | UNAMI, LLC | AIT | Entity | \$6,732,544 | \$4,612,454 | \$2,120,090 |
| 6 | OK | CHICKASAW ALLIANCE GROUP, LLC | AIT | Entity | \$0 | \$0 | |
| 6 | OK | CHEROKEE NATION DEVELOPMENT GROUP, L.L.C. | AIT | Entity | \$3,128,634 | \$2,719,920 | \$408,714 |
| 6 | OK | ADVANCIA TECHNOLOGIES, LLC | AIT | N/A | \$0 | \$0 | |
| 6 | OK | CHEROKEE NATION AEROSPACE AND DEFENSE, L.L.C. | AIT | N/A | \$27,458,707 | \$24,430,695 | \$3,028,012 |
| 6 | OK | CHEROKEE NATION INTEGRATED HEALTH, L.L.C. | AIT | Entity | \$15,347,078 | \$10,965,171 | \$4,381,908 |
| 6 | OK | OSAGE NATION ENERGY SERVICES, L.L.C. | AIT | Entity | \$3,448,853 | \$3,448,853 | \$0 |

FY 23 408 Report Appendix B

| | | | | | | | |
|---|----|---|-----|--------|--------------|--------------|--------------|
| 6 | OK | CHEROKEE NATION MANAGEMENT & CONSULTING, L.L.C. | AIT | N/A | \$39,368,665 | \$32,454,036 | \$6,914,629 |
| 6 | OK | CHEROKEE NATION ENVIRONMENTAL SOLUTIONS, L.L.C. | AIT | N/A | \$10,565,856 | \$7,273,370 | \$3,292,487 |
| 6 | OK | SILVER LAKE CONSTRUCTION, LLC | AIT | N/A | \$40,837,334 | \$40,837,334 | \$0 |
| 6 | OK | ADVANCIA GOVERNMENT SERVICES, LLC | AIT | Entity | \$13,576,453 | \$13,576,453 | \$0 |
| 6 | OK | CHEROKEE NATION SOLUTIONS LINK, L.L.C. | AIT | Entity | \$25,694,467 | \$14,788,878 | \$10,905,590 |
| 6 | OK | CHEROKEE STRATEGIC SOLUTIONS, L.L.C. | AIT | Entity | \$26,481,737 | \$17,486,438 | \$8,995,300 |
| 6 | OK | POTAWATOMI DEFENSE OPERATIONS, LLC | AIT | Entity | \$135,631 | \$135,631 | \$0 |
| 6 | OK | CHOCTAW DEFENSE MUNITIONS, LLC | AIT | N/A | \$3,148,333 | \$3,148,333 | \$0 |
| 6 | OK | WYANDOTTE TECHNOLOGIES | AIT | N/A | \$9,754,560 | \$9,686,876 | \$67,684 |
| 6 | OK | CHEROKEE NATION ARMORED SOLUTIONS, LLC | AIT | Entity | \$6,045,411 | \$5,718,208 | \$327,203 |
| 6 | OK | CHICKASAW DEFENSE LOGISTICS, LLC | AIT | N/A | \$31,878,619 | \$26,926,018 | \$4,952,601 |
| 6 | OK | SEMINOLE NATION SERVICES LLC | AIT | Entity | \$0 | \$0 | |
| 6 | OK | JAXON CONSTRUCTION INC. | BA | Male | \$928,515 | \$133,060 | \$795,455 |
| 6 | OK | TOP CLEAN, INC. | BA | Male | \$586,324 | \$586,324 | \$0 |
| 6 | OK | RED RIVER SCIENCE & TECHNOLOGY, LLC | BA | Male | \$66,235,784 | \$46,764,661 | \$19,471,123 |
| 6 | OK | WEIBEE STEEL INC. | BA | Female | \$0 | \$0 | |
| 6 | OK | A&W BUILDING MAINTENANCE INC | BA | Male | \$2,543,484 | \$2,108,140 | \$435,343 |
| 6 | OK | READY SERVICES, LLC | BA | Male | \$9,781,480 | \$6,603,401 | \$3,178,079 |
| 6 | OK | AGAPE CUSTODIAL SERVICES, INC | BA | Male | \$24,000 | \$0 | \$24,000 |
| 6 | OK | M.D. PAR, L.L.C. | BA | Male | \$3,194,434 | \$0 | \$3,194,434 |
| 6 | OK | LAVASTIDA DEVELOPMENT GROUP, L.L.C. | HA | Male | \$2,878,230 | \$2,502,477 | \$375,752 |
| 6 | OK | POWER WASHING EXTREME, INC. | HA | Male | \$8,487,699 | \$7,218,160 | \$1,269,540 |
| 6 | OK | PONO AINA MANAGEMENT LLC | NHO | Entity | \$25,943,997 | \$17,652,389 | \$8,291,608 |
| 6 | OK | HUI HULIAU DEFENSE SYSTEMS, LLC | NHO | Entity | \$29,360 | \$2,000 | \$27,360 |
| 6 | OK | NATIVE STAR GROUP INC | NA | Female | \$5,946,808 | \$4,537,051 | \$1,409,758 |
| 6 | OK | CRUTCHO CREEK FARMS LLC | NA | Male | \$1,432,649 | \$54,860 | \$1,377,789 |
| 6 | OK | GRIFFITH CONTRACTING, LLC | NA | Female | \$5,945,563 | \$1,623,534 | \$4,322,029 |
| 6 | OK | WE THE PEOPLE CONSULTING LLC | NA | Female | \$1,065,643 | \$0 | \$1,065,643 |
| 6 | OK | LEAD TRAINING, LLC | NA | Male | \$1,349,532 | \$726,963 | \$622,569 |
| 6 | OK | WHITETAIL ENVIRONMENTAL, LLC | NA | Male | \$8,149,690 | \$4,193,352 | \$3,956,338 |
| 6 | OK | NATIVEFUSION, LLC | NA | Male | \$483,823 | \$483,823 | \$0 |
| 6 | OK | TEEPEE PRODUCTS & SERVICES LLC | NA | Female | \$0 | \$0 | |
| 6 | OK | BIG C CONSTRUCTION, L.L.C. | NA | Male | \$1,516,701 | \$1,516,701 | \$0 |
| 6 | OK | MONTROSS, TIRITA | NA | Female | \$22,587 | \$22,587 | \$0 |
| 6 | OK | NOOMA CONSTRUCTION LLC | NA | Female | \$0 | \$0 | |

FY 23 408 Report Appendix B

| | | | | | | | |
|---|----|--|---------|--------|--------------|--------------|--------------|
| 6 | OK | MITCHELL CONSULTING SERVICES GROUP INC | NA | Male | \$10,440,954 | \$8,862,795 | \$1,578,159 |
| 6 | OK | MARKET SERVICES INC | NA | Male | \$3,034,160 | \$1,782,916 | \$1,251,244 |
| 6 | OK | TERRA FIRMA SOLUTIONS INCORPORATED | NA | Female | \$1,697,133 | \$843,550 | \$853,583 |
| 6 | OK | HIGH COUNTRY CONTRACTORS INC. | NA | Male | \$618,705 | \$0 | \$618,705 |
| 6 | OK | RED CREEK SOLUTIONS LLC | NA | Female | \$115,805 | \$115,805 | \$0 |
| 6 | OK | MAGUIRE OHARA CONSTRUCTION INC | NA | Female | \$6,975,676 | \$1,554,791 | \$5,420,885 |
| 6 | OK | ARROW ALLIANCE INDUSTRIES LLC | NA | Female | \$6,688,957 | \$0 | \$6,688,957 |
| 6 | OK | | NA | Male | \$25,663 | \$0 | \$25,663 |
| 6 | OK | DIGITAL VENTURE, LLC | NA | Male | \$0 | \$0 | |
| 6 | OK | WARCON, LLC | NA | Male | \$66,407 | \$0 | \$66,407 |
| 6 | OK | WARFEATHER, LLC | NA | Male | \$8,230,965 | \$6,436,591 | \$1,794,373 |
| 6 | OK | MAYHEW TECHNOLOGY SOLUTIONS, LLC | Unknown | Female | \$1,387,014 | \$852,336 | \$534,679 |
| 6 | OK | UNION HILL ELECTRIC | Unknown | Female | (\$2,750) | \$0 | (\$2,750) |
| 6 | OK | CAMPBELL & CO ADVERTISING AGENCY LLC | Unknown | Female | \$293,260 | \$49,000 | \$244,260 |
| 6 | TX | TIGUA CONSTRUCTION SERVICES, INC. | AIT | N/A | \$4,671,741 | \$1,614,956 | \$3,056,785 |
| 6 | TX | GOSHAWK, LLC | AIT | Entity | \$6,686,154 | \$6,676,154 | \$10,000 |
| 6 | TX | TIGUA FACILITY SERVICES, INC | AIT | N/A | \$15,830,724 | \$15,780,724 | \$50,000 |
| 6 | TX | RED CEDAR TG-MTE, LLC | AIT | N/A | \$0 | \$0 | \$0 |
| 6 | TX | EAGLE TG, LLC | AIT | N/A | \$14,481,295 | \$14,432,196 | \$49,099 |
| 6 | TX | WICHITA GOVERNMENT SOLUTIONS LLC | AIT | Entity | \$554,861 | \$546,434 | \$8,427 |
| 6 | TX | TIGUA TECHNOLOGY SERVICES INC. | AIT | N/A | \$5,451,152 | \$5,451,152 | \$0 |
| 6 | TX | STS SYSTEMS DEFENSE, LLC | ANC | Entity | \$2,506,196 | \$2,504 | \$2,503,692 |
| 6 | TX | VISTA GLOBAL SOLUTIONS, LLC | ANC | Entity | \$1,998,063 | \$0 | \$1,998,063 |
| 6 | TX | EAGLE GLOBAL SCIENTIFIC LLC | ANC | N/A | \$22,701,880 | \$22,701,880 | \$0 |
| 6 | TX | TEKPRO SUPPORT SERVICES, LLC | ANC | N/A | \$36,961,339 | \$33,435,332 | \$3,526,008 |
| 6 | TX | INTELLIGENT TECHNOLOGY, LLC | ANC | Entity | \$928,553 | \$928,553 | \$0 |
| 6 | TX | STS SYSTEMS SUPPORT, LLC | ANC | N/A | \$39,747,358 | \$29,326,340 | \$10,421,018 |
| 6 | TX | STS GOVERNMENT SOLUTIONS, LLC | ANC | Entity | \$7,701,840 | \$683,672 | \$7,018,168 |
| 6 | TX | EAGLE INTEGRATED SERVICES, LLC | ANC | N/A | \$56,544,246 | \$55,456,604 | \$1,087,642 |
| 6 | TX | SPECPRO PROFESSIONAL SERVICES, LLC | ANC | N/A | \$867,609 | \$867,609 | \$0 |
| 6 | TX | EAGLE HEALTH ANALYTICS, LLC | ANC | Entity | \$13,213,930 | \$13,213,930 | \$0 |
| 6 | TX | SPECPRO SUSTAINMENT AND ENVIRONMENTAL, LLC | ANC | Entity | \$10,426,011 | \$8,134,483 | \$2,291,529 |
| 6 | TX | CHENEGA BASE & LOGISTICS SERVICES, LLC | ANC | Entity | \$17,642,314 | \$1,720,865 | \$15,921,449 |
| 6 | TX | SHEN CONSULTING, INC. | AP | Male | \$199,109 | \$0 | \$199,109 |
| 6 | TX | JOHNSON VENTURE MANAGEMENT SOLUTIONS, INC. | AP | Female | \$3,103,235 | \$3,064,893 | \$38,343 |

FY 23 408 Report Appendix B

| | | | | | | | |
|---|----|---|----|--------|-------------|-------------|-------------|
| 6 | TX | SASAKI EVOLUTIONARY INTEGRATION SERVICES (SEIS), L.L.C. | AP | Male | \$0 | \$0 | \$0 |
| 6 | TX | MSE GROUP, LLC | AP | Female | \$5,979,855 | \$2,089,409 | \$3,890,446 |
| 6 | TX | DLZP GROUP, LLC | AP | Female | \$0 | \$0 | \$0 |
| 6 | TX | V3MAIN TECHNOLOGIES INC. | AP | Male | \$0 | \$0 | \$0 |
| 6 | TX | TECHNAUTIX, CORP. | AP | Female | \$396,166 | \$396,166 | \$0 |
| 6 | TX | MIKIBA, LLC | AP | Female | \$1,988,573 | \$1,988,573 | \$0 |
| 6 | TX | SHILLADYN, LLC | AP | Female | \$0 | \$0 | |
| 6 | TX | PACIFIC ENVIRONMENTAL GROUP, LLC | AP | Male | \$0 | \$0 | \$0 |
| 6 | TX | WFSS INC | AP | Female | \$0 | \$0 | \$0 |
| 6 | TX | MALAMA LLC | AP | Female | \$3,256,498 | \$3,256,498 | \$0 |
| 6 | TX | GAP ENGINEERING INC. | AP | Male | \$7,229 | \$7,229 | \$0 |
| 6 | TX | NOUVEAU CONSULTING | AP | Male | \$0 | \$0 | |
| 6 | TX | LIM SERVICE INDUSTRIES INC | AP | Male | \$4,489,983 | \$190,260 | \$4,299,723 |
| 6 | TX | ANY DAY CPR TRAINING, LLC | BA | Female | \$0 | \$0 | \$0 |
| 6 | TX | PRECISION SECURITY LLC | BA | Male | \$0 | \$0 | |
| 6 | TX | UNITY CLEANING, LLC | BA | Female | \$0 | \$0 | |
| 6 | TX | RELIANT GLOBAL TECHNOLOGY, INC. | BA | Male | \$250,387 | \$250,387 | \$0 |
| 6 | TX | JG HANEY & ASSOCIATES LLC | BA | Female | \$0 | \$0 | |
| 6 | TX | ENNOVATIVE SOLUTIONS INCORPORATED | BA | Male | \$0 | \$0 | |
| 6 | TX | TODAY'S SOLUTIONS, LLC | BA | Male | \$301,227 | \$661,996 | (\$360,770) |
| 6 | TX | I4 GROUP CONSULTING, LLC, THE | BA | Male | \$0 | \$0 | \$0 |
| 6 | TX | NICHE ASSURANCE LLC | BA | Male | \$0 | \$0 | \$0 |
| 6 | TX | TNR ACCOUNTING & MANAGEMENT CONSULTING, LLC | BA | Female | \$0 | \$0 | |
| 6 | TX | PRESIDENTIAL STAFFING SOLUTIONS LLC | BA | Female | (\$75,304) | \$181,176 | (\$256,480) |
| 6 | TX | GBK CONSULTANTS LLC | BA | Male | \$0 | \$0 | \$0 |
| 6 | TX | REKOB GLOBAL INC. | BA | Male | \$81,796 | \$81,796 | \$0 |
| 6 | TX | BAILEY'S PREMIER SERVICES LLC | BA | Female | \$4,276,002 | \$2,533,376 | \$1,742,626 |
| 6 | TX | NEXT GENERATION DEVELOPMENT, LLC | BA | Male | \$0 | \$0 | |
| 6 | TX | ATLANTIC PETROLEUM & MINERAL RESOURCES, INC | BA | Male | \$0 | \$0 | |
| 6 | TX | MD MADISON CONSTRUCTION LLC | BA | Male | \$0 | \$0 | |
| 6 | TX | J-BJ MARKETING LLC | BA | Male | \$0 | \$0 | |
| 6 | TX | PRONTO SHIPPING AND PACKAGING SERVICES INC. | BA | Female | \$0 | \$0 | |
| 6 | TX | WESSON CONSTRUCTION SERVICES, LLC | BA | Male | \$0 | \$0 | |
| 6 | TX | THE WRIGHT RESOURCE GROUP LLC | BA | Female | \$0 | \$0 | |
| 6 | TX | LEWIS CLARK TRUCKING, LLC | BA | Male | \$0 | \$0 | |
| 6 | TX | APEX CONSULTING GROUP, INC | BA | Male | \$0 | \$0 | |
| 6 | TX | IMPACT STRATEGIC CONSULTING LLC | BA | Male | \$0 | \$0 | \$0 |
| 6 | TX | CHEVALIER LAW FIRM PLLC, THE | BA | Male | \$0 | \$0 | |

FY 23 408 Report Appendix B

| | | | | | | | |
|---|----|---|----|--------|--------------|-------------|--------------|
| 6 | TX | DARRELL BROWN LLC | BA | Male | \$0 | \$0 | |
| 6 | TX | SURELINC LLC | BA | Male | \$0 | \$0 | |
| 6 | TX | SMR SECURITY SERVICES LLC | BA | Male | \$696,609 | \$696,609 | \$0 |
| 6 | TX | ACU CONSTRUCTION LLC | BA | Male | \$1,885,841 | \$1,885,841 | \$0 |
| 6 | TX | SPENCER COLE, LLC | BA | Female | \$0 | \$0 | \$0 |
| 6 | TX | PM CONNECTIONS LLC | BA | Female | \$633,876 | \$633,876 | \$0 |
| 6 | TX | GLISTENING SPACES, INC. | BA | Female | \$2,134,406 | \$1,728,961 | \$405,445 |
| 6 | TX | NEXLEGACY LLC | BA | Male | \$0 | \$0 | |
| 6 | TX | PERKINS & ASSOCIATES LLC | BA | Male | \$1,133,545 | \$1,133,545 | \$0 |
| 6 | TX | BRACANE COMPANY | BA | Male | \$210,561 | \$0 | \$210,561 |
| 6 | TX | GMC CONSULTANTS, LLC | BA | Female | \$0 | \$0 | |
| 6 | TX | WORLDWIDE CONSTRUCTION SOLUTIONS LLC | BA | Male | \$83,741 | \$0 | \$83,741 |
| 6 | TX | CARTOLI, LLC | BA | Male | \$0 | \$0 | |
| 6 | TX | ASSISTED BUILDING SOLUTIONS, LLC | BA | Female | \$996,272 | \$0 | \$996,272 |
| 6 | TX | GRAND MONSIEUR ENTERTAINMENT, LLC | BA | Male | \$0 | \$0 | |
| 6 | TX | TNK SERVICES, LLC | BA | Female | \$55,124 | \$0 | \$55,124 |
| 6 | TX | BJACKSON ENTERPRISES LLC | BA | Male | \$0 | \$0 | |
| 6 | TX | SHINE AUTOSPA LLC | BA | Male | \$0 | \$0 | |
| 6 | TX | RAY ARCHITECTS INC | BA | Male | \$0 | \$0 | |
| 6 | TX | ALFA MANAGEMENT SOLUTIONS LLC | BA | Male | \$0 | \$0 | |
| 6 | TX | ATVIROTECH INC. | BA | Male | \$87,065 | \$60,407 | \$26,659 |
| 6 | TX | ADAPTIVE INDUSTRIAL SAFETY, LLC | BA | Male | \$0 | \$0 | |
| 6 | TX | OPEN CHANNELS GROUP, L.L.C. | BA | Female | \$0 | \$0 | |
| 6 | TX | PEARL 1 SERVICES LLC | BA | Male | (\$679,656) | (\$679,656) | \$0 |
| 6 | TX | RJY GROUP, LLC | BA | Male | \$9,116,681 | \$0 | \$9,116,681 |
| 6 | TX | MONSOON REALTY LLC | BA | Female | \$0 | \$0 | |
| 6 | TX | TAYLOR CONSTRUCTION MANAGEMENT, LLC | BA | Female | \$0 | \$0 | |
| 6 | TX | QAM BUSINESS SOLUTIONS, LLC | BA | Female | \$675,677 | \$675,677 | \$0 |
| 6 | TX | PABULUM CONSULTING, LLC | BA | Male | \$0 | \$0 | |
| 6 | TX | INTEGRATED NETWORK SOLUTIONS INC | BA | Male | \$88,772 | \$88,772 | \$0 |
| 6 | TX | INNOVATIVE REGULATORY RISK ADVISORS LLC | BA | Male | \$0 | \$0 | |
| 6 | TX | COVENANT DEVELOPERS INC | BA | Female | \$520,524 | \$495,430 | \$25,094 |
| 6 | TX | ENTERMEDIA GROUP, LLC, THE | BA | Female | \$0 | \$0 | |
| 6 | TX | STRAIGHT LINE MANAGEMENT LLC | BA | Female | \$0 | \$0 | |
| 6 | TX | WILLIS LAW GROUP PLLC, THE | BA | Male | \$0 | \$0 | |
| 6 | TX | FRANKLIN'S CARPET CLEANING | BA | Male | \$0 | \$0 | |
| 6 | TX | DEFENSE CONSULTING SERVICES LLC | BA | Male | \$15,347,567 | \$4,826,944 | \$10,520,622 |
| 6 | TX | MARFRAN CLEANING LLC | BA | Female | \$1,856,112 | \$1,273,804 | \$582,308 |
| 6 | TX | NASCENCE GROUP, LLC | BA | Female | \$4,302,766 | \$143,288 | \$4,159,478 |
| 6 | TX | LUCENT FREIGHT SERVICES LLC | BA | Male | \$0 | \$0 | |
| 6 | TX | SIMMONS-JOHNSON CONSULTING, LLC | BA | Female | \$365,977 | \$365,977 | \$0 |

FY 23 408 Report Appendix B

| | | | | | | | |
|---|----|---|----|--------|--------------|--------------|--------------|
| 6 | TX | TRINITY REVIEW SERVICES INC | BA | Male | \$0 | \$0 | |
| 6 | TX | INNOVATIVE PAYROLL SERVICE | BA | Female | \$0 | \$0 | |
| 6 | TX | IT SOLUTIONS ON DEMAND LLC | BA | Male | \$0 | \$0 | |
| 6 | TX | FOSTER & FOSTER CONSTRUCTION, LLC | BA | Male | \$0 | \$0 | |
| 6 | TX | OPTIMIZED TECHNICAL SOLUTIONS INC. | BA | Female | \$1,525,186 | \$0 | \$1,525,186 |
| 6 | TX | SHALOM SERVICES CORPORATION | BA | Female | \$0 | \$0 | |
| 6 | TX | APPDDICTION STUDIO LLC | BA | Male | \$16,699,163 | \$8,041,432 | \$8,657,731 |
| 6 | TX | OKENU LAW OFFICE, LLC | BA | Female | \$0 | \$0 | |
| 6 | TX | INNOVATIVE LOGICS, LLC | BA | Male | \$0 | \$0 | |
| 6 | TX | AATD LLC | BA | Male | \$26,274,502 | \$61,020 | \$26,213,482 |
| 6 | TX | 7TH ECHELON LLC | BA | Male | \$3,262,312 | \$2,669,591 | \$592,721 |
| 6 | TX | BRADLINK LLC | BA | Female | \$26,830 | \$26,830 | \$0 |
| 6 | TX | JUHI LLC | BA | Male | \$0 | \$0 | |
| 6 | TX | JENNRAND DIVERSIFIED LLC | BA | Male | \$104,063 | \$104,063 | \$0 |
| 6 | TX | MAXMED HEALTHCARE INC | BA | Male | \$4,988,994 | \$4,988,994 | \$0 |
| 6 | TX | AVENUE PLANNERS CORP | HA | Female | \$0 | \$0 | \$0 |
| 6 | TX | LABOR ON DEMAND INC | HA | Female | \$114,640 | \$114,640 | \$0 |
| 6 | TX | COPELAND CONTRACTING COMPANY, INC. | HA | Female | \$6,655,491 | \$6,655,491 | \$0 |
| 6 | TX | I.S.I. AUTOMATION INT'L INC. | HA | Male | \$0 | \$0 | |
| 6 | TX | ACCESS COMMUNICATIONS GROUP, LLC | HA | Female | \$1,613,805 | \$959,545 | \$654,260 |
| 6 | TX | VTS GROUP | HA | Male | \$1,639,401 | \$779,433 | \$859,968 |
| 6 | TX | DOUBLE H CONTRACTING INC | HA | Male | \$0 | \$0 | |
| 6 | TX | FIDELITY PARTNERS MEDICAL STAFFING, LLC | HA | Male | \$3,069,160 | \$1,836,910 | \$1,232,250 |
| 6 | TX | MATX ENTERPRISES LLC | HA | Female | \$972,773 | \$972,773 | \$0 |
| 6 | TX | KING & GEORGE, LLC | HA | Male | \$63,710,353 | \$38,654,522 | \$25,055,831 |
| 6 | TX | WANDER STAFFING LLC | HA | Male | \$7,314,153 | \$153,062 | \$7,161,090 |
| 6 | TX | JVR, LLC | HA | Male | \$8,769,911 | \$8,743,061 | \$26,850 |
| 6 | TX | SAMES, INC. | HA | Male | (\$124,428) | \$0 | (\$124,428) |
| 6 | TX | STILES GENERAL CONTRACTORS LLC | HA | Female | \$250,713 | \$211,613 | \$39,100 |
| 6 | TX | SECURITY OPERATIONS GROUP INTERNATIONAL LLC | HA | Male | \$2,130,460 | \$0 | \$2,130,460 |
| 6 | TX | B2Z ENGINEERING LLC | HA | Female | \$1,166,531 | \$51,366 | \$1,115,165 |
| 6 | TX | SPECIALIZED TESTING AND CONSTRUCTION, INC | HA | Male | \$4,902,699 | \$0 | \$4,902,699 |
| 6 | TX | GENCO FABRICATION INC | HA | Male | \$0 | \$0 | |
| 6 | TX | GO VIRTUAL HUB LLC | HA | Male | \$0 | \$0 | |
| 6 | TX | ACRO TECHNOLOGIES, INC. | HA | Male | \$0 | \$0 | |
| 6 | TX | AGUIRRE PROJECT RESOURCES LLC | HA | Male | \$250,000 | \$0 | \$250,000 |
| 6 | TX | C2ENGINEER, INC | HA | Male | \$142,440 | \$88,233 | \$54,207 |
| 6 | TX | EPIPHANY MANAGEMENT SOLUTIONS, LLC | HA | Male | \$1,060,188 | \$800,579 | \$259,609 |
| 6 | TX | CASO LAW FIRM, PLLC | HA | Male | \$0 | \$0 | |
| 6 | TX | AJ COMMERCIAL SERVICES, INC. | HA | Female | \$6,870,629 | \$6,827,421 | \$43,208 |

FY 23 408 Report Appendix B

| | | | | | | | |
|---|----|---|----|--------|-------------|-------------|-------------|
| 6 | TX | AMEX ELECTRIC SERVICE DALLAS - FT. WORTH, INC. | HA | Male | \$0 | \$0 | |
| 6 | TX | FALCONA MANAGEMENT & TECHNOLOGY, L L C | HA | Male | \$3,241,372 | \$3,116,339 | \$125,033 |
| 6 | TX | AETOS LLC | HA | Male | \$0 | \$0 | \$0 |
| 6 | TX | 3IT CONSULTING, LLC | HA | Male | \$0 | \$0 | \$0 |
| 6 | TX | KEYSTONE GC LLC | HA | Male | \$317,962 | \$317,962 | \$0 |
| 6 | TX | B&E MEDICAL SUPPLY AND EQUIPMENT, LLC | HA | Female | \$0 | \$0 | |
| 6 | TX | ACCU - AIRE MECHANICAL, LLC | HA | Female | \$22,414 | \$22,414 | \$0 |
| 6 | TX | ADELAIDE SERVICES, L.L.C. | HA | Female | \$1,247,398 | \$1,247,398 | \$0 |
| 6 | TX | TRIMAD CONSULTANTS LLC | HA | Male | \$0 | \$0 | |
| 6 | TX | LANTERRA, L.L.C. | HA | Male | \$1,274,391 | \$386,725 | \$887,666 |
| 6 | TX | OLIVO HYDRO-EX LLC | HA | Male | \$0 | \$0 | |
| 6 | TX | GOMEZ GENERAL CONSTRUCTION LLC | HA | Male | \$0 | \$0 | |
| 6 | TX | PRIME UNIVERSAL GROUP, LLC. | HA | Male | \$0 | \$0 | |
| 6 | TX | UNICA JANITORIAL SOLUTIONS LLC | HA | Female | \$1,425,946 | \$2,097,881 | (\$671,936) |
| 6 | TX | BUSINESS & FINANCIAL MANAGEMENT SOLUTIONS, LLC | HA | Female | \$0 | \$0 | |
| 6 | TX | RED PIONEER ENTERPRISE INC. | HA | Male | (\$543,637) | (\$543,637) | \$0 |
| 6 | TX | MARC III GENERAL CONTRACTORS, LLC | HA | Male | \$8,250,455 | \$8,250,455 | \$0 |
| 6 | TX | AIKENS POWERFUL AND ELITE SOLUTIONS LLC | HA | Female | \$206,280 | \$206,280 | \$0 |
| 6 | TX | DECON LLC | HA | Male | \$0 | \$0 | |
| 6 | TX | PRODIGY CONSTRUCTION MANAGEMENT LLC | HA | Male | \$0 | \$0 | |
| 6 | TX | ADASTRA ECOLOGICAL SERVICES INC | HA | Male | \$1,275,048 | \$1,275,048 | \$0 |
| 6 | TX | HERMTAC LLC | HA | Male | \$5,820 | \$0 | \$5,820 |
| 6 | TX | ROBINSON GENERAL CONTRACTORS, INC. | HA | Female | \$0 | \$0 | |
| 6 | TX | FORCE ASSET MANAGEMENT, LLC | HA | Male | \$189,744 | \$0 | \$189,744 |
| 6 | TX | SANDOVAL TECHNOLOGY SOLUTIONS, LLC. | HA | Male | \$6,552,507 | \$5,576,131 | \$976,377 |
| 6 | TX | ACO REMODELING & CONSTRUCTION INC. | HA | Female | \$1,703,571 | \$1,680,447 | \$23,123 |
| 6 | TX | TRANSNET COMMUNICATIONS LLC | HA | Male | \$9,380 | \$0 | \$9,380 |
| 6 | TX | 4ES CORPORATION | HA | Male | \$9,035,344 | \$7,377,707 | \$1,657,637 |
| 6 | TX | LEXNAN VENTURES, L.L.C. | HA | Female | \$0 | \$0 | |
| 6 | TX | SEAGULL WATER, LLC | HA | Male | \$0 | \$0 | |
| 6 | TX | CYFOR TECHNOLOGIES LLC | HA | Male | \$937,659 | \$937,659 | \$0 |
| 6 | TX | PRIME CONSTRUCTION | HA | Male | \$1,820,866 | \$0 | \$1,820,866 |
| 6 | TX | CANYON ENGINEERING AND ENVIRONMENTAL SERVICES LLC | HA | Female | \$0 | \$0 | |
| 6 | TX | PINNACLE SOCIAL SERVICES, L.L.C. | HA | Female | \$0 | \$0 | |
| 6 | TX | ARIZE CONTRACTING LLC | HA | Male | \$0 | \$0 | |

FY 23 408 Report Appendix B

| | | | | | | | |
|---|----|---|----|--------|--------------|-------------|--------------|
| 6 | TX | KANDU SUPPLIES AND SERVICES LLC | HA | Male | \$216,000 | \$0 | \$216,000 |
| 6 | TX | STABILITY STAFFING AND CONSULTING, LLC | HA | Female | \$1,250,441 | \$1,250,441 | \$0 |
| 6 | TX | CAZADORES CONSTRUCTION, LLC | HA | Male | \$3,926,737 | \$3,500,513 | \$426,224 |
| 6 | TX | IKERD CONSULTING, LLC | HA | Female | \$0 | \$0 | |
| 6 | TX | KBPI, LLC | HA | Male | \$0 | \$0 | |
| 6 | TX | ACE COMMUNICATIONS LTD. CO. | HA | Male | \$1,324,100 | \$1,309,546 | \$14,555 |
| 6 | TX | FRONTLINE SUPPORT SOLUTIONS, LLC | HA | Female | \$1,304,439 | \$1,121,416 | \$183,023 |
| 6 | TX | COURIC ENTERPRISES LLC | HA | Male | \$7,262 | \$7,262 | \$0 |
| 6 | TX | GULF REMEDIATION, INC | HA | Male | \$3,782,387 | \$3,782,387 | \$0 |
| 6 | TX | ASJ CONSTRUCTION LLC | HA | Female | \$652,000 | \$652,000 | \$0 |
| 6 | TX | HEIDELBERG RESOURCES LLC | HA | Male | \$1,073,258 | \$821,010 | \$252,248 |
| 6 | TX | ELEVAN LLC | HA | Female | \$1,197,370 | \$439,499 | \$757,871 |
| 6 | TX | RCO CONSTRUCTION, L.L.C. | HA | Male | \$8,200,410 | \$8,182,885 | \$17,525 |
| 6 | TX | PHOENIX GENERAL CONTRACTORS, LLC | HA | Male | \$2,055,188 | \$1,941,410 | \$113,779 |
| 6 | TX | CAMARGO'S CUSTOM MACHINE AND WELDING | HA | Female | \$0 | \$0 | |
| 6 | TX | HME CONSULTING LLC | HA | Male | \$0 | \$0 | |
| 6 | TX | TELLES CONSTRUCTION CONSULTANTS, LLC | HA | Male | \$188,052 | \$75,720 | \$112,332 |
| 6 | TX | ASPIRE THERAPY SERVICES AND CONSULTANTS, INC. | HA | Male | \$10,241,419 | \$9,126,073 | \$1,115,347 |
| 6 | TX | ECO BRIGHT SOLUTIONS LLC | HA | Male | \$2,453,460 | \$2,453,460 | \$0 |
| 6 | TX | TURNER, RAMIREZ AND ASSOCIATES, INC. | HA | Male | \$649,947 | \$649,947 | \$0 |
| 6 | TX | TERRA KLEAN SOLUTIONS, INC. | HA | Male | \$6,356,058 | \$3,334,533 | \$3,021,525 |
| 6 | TX | Q & A DIVERSIFIED LLC | HA | Female | \$924,969 | \$924,969 | \$0 |
| 6 | TX | DLC CONSTRUCTION INC | HA | Female | \$0 | \$0 | |
| 6 | TX | PROSPERITUS SOLUTIONS, LLC | HA | Female | \$4,422,661 | \$4,256,354 | \$166,307 |
| 6 | TX | CAL-TEX INTERIORS INC | HA | Male | (\$2,500) | (\$2,500) | \$0 |
| 6 | TX | GRACEN ENGINEERING & CONSTRUCTION, INC. | HA | Male | \$0 | \$0 | \$0 |
| 6 | TX | AMERICAN FACTORY DIRECT LLC | HA | Male | \$0 | \$0 | |
| 6 | TX | GZO, INC | HA | Male | \$26,321,900 | \$0 | \$26,321,900 |
| 6 | TX | BCKR ENTERPRISES LLC | HA | Female | \$6,939 | \$0 | \$6,939 |
| 6 | TX | R.G.O.N CORPORATION | HA | Male | \$296,594 | \$162,286 | \$134,308 |
| 6 | TX | DACAMA, LLC | HA | Male | \$0 | \$0 | \$0 |
| 6 | TX | VOLTER ELECTRICAL CONSTRUCTION CORP | HA | Male | \$2,763,441 | \$2,763,441 | \$0 |
| 6 | TX | SERNA'S TRUCKING LLC | HA | Female | \$0 | \$0 | |
| 6 | TX | CENTEX ENGINEERING & DESIGN LLC | HA | Male | \$0 | \$0 | |
| 6 | TX | FRONTIER STRATEGIES, LLC | HA | Male | \$6,016,137 | \$6,016,137 | \$0 |
| 6 | TX | MASSER GROUP INC., THE | HA | Male | \$1,156,432 | \$675,742 | \$480,690 |
| 6 | TX | FLORES INVESTMENTS, INC | HA | Male | \$0 | \$0 | |
| 6 | TX | SAM GARCIA ARCHITECT LLC | HA | Male | \$500 | \$0 | \$500 |
| 6 | TX | MODULAR CONCEPTS, INC. | HA | Male | \$3,121,538 | \$3,121,538 | \$0 |
| 6 | TX | FOREST TRAIL COMPANY LLC | HA | Male | \$635,734 | \$635,734 | \$0 |
| 6 | TX | MASYSER CORP | HA | Male | \$0 | \$0 | |

FY 23 408 Report Appendix B

| | | | | | | | |
|---|----|---|----|--------|--------------|--------------|--------------|
| 6 | TX | EWING COMPONENTS, INC. | HA | Male | \$5,144,197 | \$5,053,523 | \$90,674 |
| 6 | TX | VALOR UNITED LLC. | HA | Male | \$0 | \$0 | |
| 6 | TX | AARON M SALAZAR | HA | Male | \$24,375 | \$0 | \$24,375 |
| 6 | TX | DEF-LOGIX, INC. | HA | Male | \$11,625,603 | \$0 | \$11,625,603 |
| 6 | TX | PRD LAND DEVELOPMENT SERVICES, LLC | HA | Male | \$0 | \$0 | |
| 6 | TX | CDSI INC | HA | Male | \$0 | \$0 | |
| 6 | TX | GALLEON CONTRACTING LLC | HA | Male | \$0 | \$0 | |
| 6 | TX | GENCO GENERAL CONTRACTORS OF PUERTO RICO CORP | HA | Male | \$2,943,706 | \$2,534,563 | \$409,143 |
| 6 | TX | ABBA CONSTRUCTION, LLC | HA | Male | \$219,699 | \$211,919 | \$7,780 |
| 6 | TX | SOL CONTRACTORS INC. | HA | Male | \$2,849,677 | \$2,717,118 | \$132,559 |
| 6 | TX | VIM ASSOCIATES INC. | HA | Male | \$1,729,098 | \$1,729,098 | \$0 |
| 6 | TX | ARS SPECIALTY CONTRACTORS, LLC | HA | Female | (\$3,845) | (\$3,845) | \$0 |
| 6 | TX | CARMEN ROOFING SERVICES, LLC | HA | Male | \$982,734 | \$0 | \$982,734 |
| 6 | TX | VECTOR UTILITIES LLC | HA | Female | \$0 | \$0 | |
| 6 | TX | GL CONTRACTING, LLC | HA | Male | \$268,786 | \$268,786 | \$0 |
| 6 | TX | ALLY GENERAL SOLUTIONS, LLC | HA | Male | \$0 | \$0 | |
| 6 | TX | ASPIRYON LLC | HA | Female | \$299,539 | \$269,116 | \$30,423 |
| 6 | TX | GLOBAL CONTAINERS & CUSTOM PACKAGING INC. | HA | Male | \$0 | \$0 | |
| 6 | TX | KCJ DESIGN & CONSTRUCTION INC | HA | Male | \$0 | \$0 | |
| 6 | TX | SOTX FACILITY SERVICES LLC | HA | Female | \$309,217 | \$0 | \$309,217 |
| 6 | TX | A&W TECHNICAL CONSULTING LLC | HA | Male | \$0 | \$0 | |
| 6 | TX | GEMINI TECH SERVICES LLC | HA | Female | \$21,889,733 | \$14,648,856 | \$7,240,876 |
| 6 | TX | MY BUSINESS MATCHES, INC. | HA | Male | \$1,244,630 | \$253,200 | \$991,430 |
| 6 | TX | VUEPOINT CREATIVE LLC | HA | Male | \$0 | \$0 | |
| 6 | TX | COSTA BRAVA MARINE LLC | HA | Male | \$4,714,844 | \$0 | \$4,714,844 |
| 6 | TX | PUBLIC ALLIANCE, LLC | HA | Male | \$1,146,999 | \$1,081,170 | \$65,829 |
| 6 | TX | ESPARZA PEST CONTROL AND ECO-LOGIC SYSTEM | HA | Female | \$0 | \$0 | |
| 6 | TX | BEAT, LLC | HA | Male | \$15,299,681 | \$5,818,476 | \$9,481,205 |
| 6 | TX | ELECTRIPRO, INC. | HA | Female | \$3,719,488 | \$2,042,952 | \$1,676,536 |
| 6 | TX | DE LA PAZ CLEANING & RENTAL SERVICE LLC | HA | Male | \$5,413,508 | \$5,265,163 | \$148,345 |
| 6 | TX | CALVO CONSTRUCTION CORP | HA | Male | \$0 | \$0 | |
| 6 | TX | CASILLAS, LLC | HA | Female | \$888,215 | \$354,013 | \$534,202 |
| 6 | TX | MH CONTRACTING LLC | HA | Male | \$0 | \$0 | |
| 6 | TX | KESTREL TECHNOLOGY GROUP, LLC | HA | Male | \$465,300 | \$465,300 | \$0 |
| 6 | TX | VELIZ COMPANY, LLC | HA | Male | \$1,896,055 | \$962,781 | \$933,274 |
| 6 | TX | OBERMAN, INC. | HA | Male | \$70,940 | \$0 | \$70,940 |
| 6 | TX | GONZALES GERSTER, RACHAEL | HA | Female | \$0 | \$0 | |
| 6 | TX | ACCESS ENVIRONMENTAL, L.L.C. | HA | Male | \$0 | \$0 | |
| 6 | TX | TORO DEFENSE CONTRACTING, LLC | HA | Male | \$1,087,796 | \$1,142,099 | (\$54,303) |
| 6 | TX | UNIT INNOVATIONS LLC | HA | Male | \$0 | \$0 | |
| 6 | TX | CUETO CONSULTING & CONSTRUCTION LLC | HA | Male | \$65,039 | \$65,039 | \$0 |

FY 23 408 Report Appendix B

| | | | | | | | |
|---|----|--|-----|--------|--------------|--------------|-------------|
| 6 | TX | JIMENEZ ENGINEERING SOLUTIONS, LLC | HA | Male | \$1,127,197 | \$1,127,197 | \$0 |
| 6 | TX | LAKEY, INC. | HA | Female | \$7,681,493 | \$6,636,131 | \$1,045,362 |
| 6 | TX | ITI SOLUTIONS INC | HA | Male | \$2,367,227 | \$2,367,227 | \$0 |
| 6 | TX | KESSLER PAINTING | HA | Male | \$0 | \$0 | |
| 6 | TX | JOSE ERNESTO SALAZAR, LLC | HA | Male | \$10,133,238 | \$10,133,238 | \$0 |
| 6 | TX | PANDATA TECH INC | HA | Male | \$0 | \$0 | |
| 6 | TX | LASALLE AFFORDABLE BUILDERS, LLC | HA | Female | \$0 | \$0 | |
| 6 | TX | BAEZA ENGINEERING, PLLC | HA | Male | \$0 | \$0 | |
| 6 | TX | RFI GROUP, INC. | HA | Female | \$0 | \$0 | |
| 6 | TX | ORTUS SOLUTIONS CORP. | HA | Male | \$0 | \$0 | \$0 |
| 6 | TX | TAUREAN GENERAL SERVICES, INCORPORATED | HA | Male | \$664,733 | \$149,247 | \$515,486 |
| 6 | TX | NJM, INC. | HA | Male | \$0 | \$0 | |
| 6 | TX | ROVOLUS LLC | HA | Female | \$0 | \$0 | |
| 6 | TX | VAQUEROS ELECTRICAL LLC | HA | Male | \$18,100 | \$0 | \$18,100 |
| 6 | TX | CLEARFIELD CONSTRUCTION, LLC | HA | Male | \$0 | \$0 | |
| 6 | TX | CARDENAS, BENITO | HA | Male | \$0 | \$0 | |
| 6 | TX | L5 SERVICES, LLC | HA | Male | \$0 | \$0 | |
| 6 | TX | NAMAUU TECHNOLOGICAL AND INDUSTRIAL, LLC | NHO | Entity | \$17,364,753 | \$12,836,966 | \$4,527,787 |
| 6 | TX | HO'OLAULIMA GOVERNMENT SOLUTIONS, LLC | NHO | N/A | \$69,636,869 | \$69,636,869 | \$0 |
| 6 | TX | KAHIAU PACIFIC LLC | NHO | Entity | \$0 | \$0 | |
| 6 | TX | JBW GOUP LLC | NHO | Entity | \$15,246,180 | \$14,136,504 | \$1,109,676 |
| 6 | TX | HULL INFORMATION TECHNOLOGY SOLUTIONS & SERVICES, L.L.C. | NA | Male | \$0 | \$0 | \$0 |
| 6 | TX | XRT, LLC | NA | Male | \$698,437 | \$594,087 | \$104,350 |
| 6 | TX | BGESH, INCORPORATED | NA | Female | \$2,543,034 | \$2,400,666 | \$142,368 |
| 6 | TX | BURMAN CONSTRUCTION, LLC | NA | Female | \$1,462,107 | \$1,462,244 | (\$136) |
| 6 | TX | CHIEF LONG KING RESOURCES, LLC | NA | Male | \$331,318 | \$331,318 | \$0 |
| 6 | TX | OSI VISION LLC | NA | Male | \$11,364,814 | \$6,571,474 | \$4,793,340 |
| 6 | TX | OMEGA FLOORING, INC. | NA | Male | \$343,553 | \$0 | \$343,553 |
| 6 | TX | GENESIS VENTURE GROUP, INCORPORATED | NA | Female | \$0 | \$0 | |
| 6 | TX | ECKERMANN ENGINEERING, INC | NA | Male | \$0 | \$0 | |
| 6 | TX | NATIVE CONSOLIDATED MANAGEMENT LLC | NA | Male | \$0 | \$0 | |
| 6 | TX | SOUTH TEXAS LIBERTY ALLIANCE GROUP, INC. | NA | Male | \$0 | \$0 | |
| 6 | TX | ZARCODE, LLC | NA | Female | \$0 | \$0 | |
| 6 | TX | MIKOCORP LLC | NA | Male | \$6,769,443 | \$6,769,443 | \$0 |
| 6 | TX | DFW CAD SERVICES, LLC | NA | Male | \$5,865,442 | \$5,816,328 | \$49,114 |
| 6 | TX | KALIWOHI SERVICES CORPORATION | NA | Male | \$1,991,116 | \$2,632 | \$1,988,483 |
| 6 | TX | PRINCIPLE INFORMATION TECHNOLOGY COMPANY | SA | Male | \$0 | \$0 | \$0 |
| 6 | TX | GLOBAL FORCE USA, INC. | SA | Male | \$4,828,039 | \$2,674,025 | \$2,154,014 |
| 6 | TX | APP MAISTERS INC | SA | Male | \$5,000 | \$0 | \$5,000 |

FY 23 408 Report Appendix B

| | | | | | | | |
|---|----|--------------------------------------|---------|--------|--------------|--------------|--------------|
| 6 | TX | QUACITO LLC | SA | Female | \$8,345,090 | \$8,345,090 | \$0 |
| 6 | TX | MRP LLC | SA | Male | \$0 | \$0 | \$0 |
| 6 | TX | ABDULLAH, SHAILA | SA | Female | \$112,237 | \$69,668 | \$42,569 |
| 6 | TX | CYBECYS INC | SA | Male | \$0 | \$0 | \$0 |
| 6 | TX | OPEX SOLUTIONS, INC. | SA | Male | \$1,433,139 | \$1,433,139 | \$0 |
| 6 | TX | HOUDAL CORPORATION | SA | Male | \$0 | \$0 | |
| 6 | TX | COMPLETE BOOK & MEDIA SUPPLY, LLC | SA | Male | \$551,508 | \$0 | \$551,508 |
| 6 | TX | IVAROOP INC | SA | Male | \$700,159 | \$0 | \$700,159 |
| 6 | TX | REMEDY TECHNOLOGICAL SERVICES, L.P. | SA | Male | \$3,908,413 | \$3,908,413 | \$0 |
| 6 | TX | KJ ARCHITECTS LLC | SA | Male | \$0 | \$0 | |
| 6 | TX | RSI SOLUTIONS INC. | SA | Male | \$0 | \$0 | \$0 |
| 6 | TX | ALANKAR INC | SA | Female | \$729,291 | \$729,291 | \$0 |
| 6 | TX | TAPROOT SOLUTIONS INC | SA | Female | \$0 | \$0 | \$0 |
| 6 | TX | MHR ENGINEERING, LLC. | SA | Male | \$0 | \$0 | |
| 6 | TX | NETCLOUD, LLC | SA | Male | \$0 | \$0 | \$0 |
| 6 | TX | VJV CONSULTING INC | SA | Male | \$0 | \$0 | |
| 6 | TX | BEBAK TECHNOLOGIES INC. | SA | Male | \$0 | \$0 | |
| 6 | TX | MR BUSINESS CORPORATION | SA | Male | \$0 | \$0 | |
| 6 | TX | SGP MANAGEMENT LLC | SA | Male | \$0 | \$0 | |
| 6 | TX | SMART FOLKS, INC | SA | Female | \$0 | \$0 | |
| 6 | TX | MAKS INC. | SA | Male | \$0 | \$0 | |
| 6 | TX | ASSOCIATES SYSTEMS, LLC | SA | Male | \$0 | \$0 | |
| 6 | TX | UNIVERSAL SERVICE ENTERPRISES, LLC | SA | Male | \$0 | \$0 | |
| 6 | TX | AMERIMED MEDICAL EQUIPMENT INC | SA | Male | \$0 | \$0 | |
| 6 | TX | ESTRELLA GROUP LLC | SA | Male | \$0 | \$0 | \$0 |
| 6 | TX | 3T FEDERAL SOLUTIONS LLC | SA | Male | \$952,364 | \$31,371 | \$920,993 |
| 6 | TX | NEUTRAL POSTURE, INC. | Unknown | Female | \$1,838,724 | \$0 | \$1,838,724 |
| 6 | TX | PROVE THEM WRONG | Unknown | Female | \$0 | \$0 | |
| 6 | TX | TACTICAL INFORMATION SYSTEMS LLC | Unknown | Female | \$0 | \$0 | |
| 6 | TX | INTEGRWARD, LLC | Unknown | Female | \$30,753,805 | \$24,932,773 | \$5,821,032 |
| 6 | TX | FACILITY RX, LLC | Unknown | Female | \$0 | \$0 | \$0 |
| 6 | TX | GENECO TECHNOLOGIES, LLC | Unknown | Female | \$1,298,422 | \$172,798 | \$1,125,624 |
| 6 | TX | JSTOOGOOD LLC | Unknown | Female | \$17,200,462 | \$15,590,812 | \$1,609,650 |
| 6 | TX | KERBEROS INTERNATIONAL, INC. | Unknown | Female | \$57,858,492 | \$17,335,937 | \$40,522,555 |
| 6 | TX | INTEGRATED MODULAR SOLUTIONS, LLC | Unknown | Female | \$16,691,043 | \$10,930,870 | \$5,760,173 |
| 6 | TX | EVOTECH, LLC | Unknown | Female | \$5,335,804 | \$0 | \$5,335,804 |
| 6 | TX | VALCORP ENTERPRISES, LLC | Unknown | Male | \$16,283,107 | \$9,815,897 | \$6,467,209 |
| 6 | TX | J. CAYE PREMIER DINING, INC. | Unknown | Female | \$699,085 | \$688,085 | \$11,000 |
| 6 | TX | UNITED MEDEVAC SOLUTIONS INC | Unknown | Female | \$11,575,512 | \$5,681,302 | \$5,894,210 |
| 7 | IA | FOX PROFESSIONAL SERVICES INC | AIT | Entity | \$0 | \$0 | |
| 7 | IA | SHEKAR ENGINEERING, P.L.C. | AP | Male | \$4,479,423 | \$706,740 | \$3,772,683 |
| 7 | IA | FOCUS & FIND L.L.C. | BA | Male | \$0 | \$0 | |
| 7 | IA | LT LEON ASSOCIATES INC | HA | Male | \$49,500 | \$0 | \$49,500 |
| 7 | IA | KNIGHT EAGLE CONTRACTING GROUP, INC. | HA | Female | \$3,250,225 | \$2,755,618 | \$494,607 |

FY 23 408 Report Appendix B

| | | | | | | | |
|---|----|---|---------|--------|--------------|--------------|--------------|
| 7 | IA | SOUTHEAST CONSTRUCTORS INC | HA | Female | \$1,364,115 | \$218,115 | \$1,146,000 |
| 7 | IA | EWAY CORP | SA | Male | \$0 | \$0 | |
| 7 | IA | R3 UNIQ INC | SA | Male | \$1,113,205 | \$407,603 | \$705,602 |
| 7 | IA | EPATHUSA, INC. | SA | Female | \$0 | \$0 | \$0 |
| 7 | IA | AIR CONTROL, INC. | Unknown | Female | \$6,289,648 | \$3,207,868 | \$3,081,780 |
| 7 | IA | CURRAN TRANSFER, INC. | Unknown | Female | \$0 | \$0 | |
| 7 | IA | BRUNOW CONTRACTING, LLC | Unknown | Female | \$24,417 | \$24,417 | \$0 |
| 7 | IA | ACT SAFE, L.L.C. | Unknown | Female | \$399,374 | \$90,912 | \$308,461 |
| 7 | KS | PRAIRIE BAND CONSTRUCTION, INC | AIT | Entity | \$5,844,816 | \$326,500 | \$5,518,316 |
| 7 | KS | GREY SNOW PROFESSIONAL SERVICES LLC | AIT | Entity | \$0 | \$0 | |
| 7 | KS | TAHKOX E2 LLC | AIT | N/A | \$0 | \$0 | \$0 |
| 7 | KS | PRAIRIE BAND HEALTH SERVICES | AIT | N/A | \$9,025,590 | \$175,950 | \$8,849,640 |
| 7 | KS | COMPLEX MACHINING LLC | AP | Male | \$0 | \$0 | |
| 7 | KS | ONE TOUCH BUILDING MAINTENANCE, LLC | BA | Male | \$8,646 | \$8,646 | \$0 |
| 7 | KS | CYBER RESEARCH GROUP, LLC | BA | Male | \$0 | \$0 | |
| 7 | KS | AGILE GOVERNMENT SERVICES, INC. | BA | Female | \$0 | \$0 | \$0 |
| 7 | KS | ICT CLEANERS LLC | BA | Female | \$0 | \$0 | |
| 7 | KS | FIRST GLOBAL MANUFACTURING, INC. | BA | Male | \$0 | \$0 | |
| 7 | KS | PBP MANAGEMENT GROUP, INC. | BA | Male | \$3,377,465 | \$2,966,020 | \$411,444 |
| 7 | KS | CMA GROUP, LLC | BA | Male | \$0 | \$0 | \$0 |
| 7 | KS | HARRIS & SONS ENTERPRISES INC | BA | Male | \$0 | \$0 | |
| 7 | KS | ALIST LLC | BA | Male | \$0 | \$0 | |
| 7 | KS | MERCY HOME HEALTHCARE AGENCY CORPORATION | BA | Male | \$9,500,255 | \$7,720,152 | \$1,780,102 |
| 7 | KS | HARRIS DREAM CLEAN, LLC | BA | Male | \$530,509 | \$462,317 | \$68,192 |
| 7 | KS | ACM REMOVAL - KANSAS, LLC | HA | Male | \$0 | \$0 | |
| 7 | KS | TRINITY TEAM LLC | HA | Male | \$0 | \$0 | |
| 7 | KS | HBM, INC | HA | Male | \$851,803 | \$851,803 | \$0 |
| 7 | KS | MID STAR LAB INC | NA | Female | \$96,664 | \$2,812 | \$93,852 |
| 7 | KS | FIRELAKE CONSTRUCTION, INC. | NA | Female | \$27,831,715 | \$6,950,628 | \$20,881,086 |
| 7 | KS | ALTERNATIVE PEST MANAGEMENT | NA | Male | \$0 | \$0 | |
| 7 | KS | AGELIX CONSULTING LLC | SA | Male | \$2,165,760 | \$2,165,760 | \$0 |
| 7 | KS | ILABS INC | SA | Female | \$6,379,391 | \$5,031,698 | \$1,347,693 |
| 7 | KS | SOHUM SYSTEMS LLC | SA | Male | \$24,444,475 | \$9,993,147 | \$14,451,327 |
| 7 | KS | SNAPIT SOLUTIONS LLC | SA | Female | \$4,917,266 | \$2,891,901 | \$2,025,365 |
| 7 | KS | TBIRDIE CONSULTING, INC. | SA | Male | \$0 | \$0 | |
| 7 | KS | SARA SOFTWARE SYSTEMS, LLC | SA | Female | \$17,854,767 | \$13,405,246 | \$4,449,521 |
| 7 | KS | JIM JAM, INC. | Unknown | Female | \$998,804 | \$87,821 | \$910,983 |
| 7 | KS | PREMIER MECHANICAL PRODUCTS LLC | Unknown | Female | \$806,241 | \$0 | \$806,241 |
| 7 | KS | VIRTUAL TECHNICAL PROJECT MANAGEMENT OFFICE LLC | Unknown | Male | \$0 | \$0 | |
| 7 | KS | DAYSRING ELECTRIC INC. | Unknown | Female | \$0 | \$0 | |
| 7 | KS | COMPASS MEDICAL PROVIDER LLC | Unknown | Female | \$5,068,270 | \$4,969,804 | \$98,466 |
| 7 | MO | TUKUH TECHNOLOGIES, LLC | AIT | N/A | \$1,188,500 | \$1,188,500 | \$0 |

FY 23 408 Report Appendix B

| | | | | | | | |
|---|----|---|-----|--------|---------------|--------------|---------------|
| 7 | MO | TUKUH TECHNOLOGY SERVICES, LLC | AIT | Entity | \$0 | \$0 | |
| 7 | MO | TEHAMA TECHNICAL SERVICES, LLC | AIT | Entity | \$66,118 | \$0 | \$66,118 |
| 7 | MO | WALGA MTE, LLC | AIT | N/A | \$923,721 | \$923,721 | \$0 |
| 7 | MO | BUFFALO MTE, LLC | AIT | N/A | \$0 | \$0 | |
| 7 | MO | TEPA PROFESSIONAL SOLUTIONS, LLC | AIT | Entity | \$0 | \$0 | |
| 7 | MO | TEHAMA, LLC | AIT | N/A | \$17,554,681 | \$17,526,251 | \$28,430 |
| 7 | MO | TEHAMA ENVIRONMENTAL CONSULTING SERVICES, LLC | ANC | Entity | \$13,159,643 | \$13,093,291 | \$66,352 |
| 7 | MO | TAI CHI CONSULTING SERVICES, LLC | AP | Female | \$0 | \$0 | |
| 7 | MO | MATAI SERVICES, LLC | AP | Male | \$3,188,062 | \$61,336 | \$3,126,726 |
| 7 | MO | HJM ARCHITECTS, INC. | AP | Male | \$0 | \$0 | |
| 7 | MO | ARETE CONTRACTING LLC | AP | Male | \$4,556,937 | \$4,098,172 | \$458,765 |
| 7 | MO | E LITTLE COMMUNICATIONS GROUP | BA | Male | \$983,882 | \$983,882 | \$0 |
| 7 | MO | MAJESTIC INTEGRATED CONSTRUCTION SOLUTIONS L.L.C. | BA | Male | \$0 | \$0 | |
| 7 | MO | CCOB, LLC, THE | BA | Male | \$0 | \$0 | |
| 7 | MO | J. WEST ELECTRICAL CONTRACTING, LLC | BA | Female | \$0 | \$0 | |
| 7 | MO | SABUR SURVEYING & ENGINEERING INC | BA | Male | \$0 | \$0 | |
| 7 | MO | NEW GENERATION DIVERSE BUSINESS SOLUTIONS LLC | BA | Female | \$0 | \$0 | |
| 7 | MO | GATEWAY SECURITY SERVICE LLC | BA | Male | \$0 | \$0 | |
| 7 | MO | SIMMS BUILDING GROUP, INC. | BA | Male | \$0 | \$0 | |
| 7 | MO | STEELO CLEANING LIMITED LIABILITY COMPANY | BA | Female | \$658,396 | \$596,768 | \$61,628 |
| 7 | MO | GLASPER PROFESSIONAL SERVICES INC | BA | Male | \$0 | \$0 | |
| 7 | MO | REAL SOLUTIONS LLC | BA | Male | \$0 | \$0 | |
| 7 | MO | ELENTIC, LLC | BA | Male | \$0 | \$0 | |
| 7 | MO | STL MOBILE TECH | BA | Male | \$0 | \$0 | |
| 7 | MO | FILLCOR L.L.C. | BA | Male | \$0 | \$0 | |
| 7 | MO | A Plus Contractors, LLC | BA | | \$0 | \$0 | |
| 7 | MO | JOYSAMS TRUCKING LLC | BA | Female | \$0 | \$0 | |
| 7 | MO | BRANDT CONTRACTING, INC. | BA | Male | \$128,579 | \$0 | \$128,579 |
| 7 | MO | Regency Enterprises Services LLC | BA | Male | \$87,614 | \$11,720 | \$75,893 |
| 7 | MO | B.E. SCAIFE PLUMBING COMPANY, INC | BA | Male | (\$4,251,592) | \$819,313 | (\$5,070,905) |
| 7 | MO | HENDERSONS ELECTRIC, LLC | BA | Male | \$0 | \$0 | |
| 7 | MO | M3 ENGINEERING GROUP, P.C. | BA | Female | \$0 | \$0 | |
| 7 | MO | C.H.S. INC. | BA | Male | \$588,028 | \$0 | \$588,028 |
| 7 | MO | MENESES ENGINEERING LLC | HA | Male | \$0 | \$0 | |
| 7 | MO | D&S INTERNATIONAL, LLC | HA | Female | \$647,763 | \$138,821 | \$508,943 |
| 7 | MO | GEODATA IT, LLC | HA | Male | \$0 | \$0 | |
| 7 | MO | COMPASS ROOFING LLC | HA | Male | \$7,344,596 | \$7,344,596 | \$0 |
| 7 | MO | TICO PRODUCTIONS LLC | HA | Male | \$36,500 | \$0 | \$36,500 |

FY 23 408 Report Appendix B

| | | | | | | | |
|---|----|---|---------|--------|--------------|--------------|-------------|
| 7 | MO | LEYVA, JOANNA PARRA | HA | Female | \$420,024 | \$420,024 | \$0 |
| 7 | MO | DYNAMIC WALLCOVERING LLC | HA | Male | \$556,004 | \$70,630 | \$485,374 |
| 7 | MO | FREEDOM INTERIOR SOLUTIONS, LLC | HA | Female | \$80,824 | \$32,045 | \$48,779 |
| 7 | MO | AVID FIRE PROTECTION AND COMMUNICATION LLC | HA | Female | \$0 | \$0 | |
| 7 | MO | SUNSMART TECHNOLOGIES LLC | HA | Male | \$0 | \$0 | |
| 7 | MO | SNODGRASS CONTRACTING LLC | NA | Male | \$28,282,329 | \$25,953,547 | \$2,328,783 |
| 7 | MO | IDEAL CONSTRUCTION SERVICES INC | NA | Male | \$48,006 | \$48,006 | \$0 |
| 7 | MO | NVISION IT, LLC | SA | Male | \$0 | \$0 | \$0 |
| 7 | MO | POWER9, INC. | SA | Female | \$0 | \$0 | |
| 7 | MO | DATA DYNAMICS INC | SA | Male | \$0 | \$0 | \$0 |
| 7 | MO | INNOVET, INC. | Unknown | Male | \$0 | \$0 | |
| 7 | MO | SHAFFER & HINES INC | Unknown | Male | \$0 | \$0 | |
| 7 | MO | BETTER BY DESIGN, LLC | Unknown | Female | \$9,493,638 | \$9,492,292 | \$1,346 |
| 7 | MO | KG VENTURES LLC | Unknown | Female | \$0 | \$0 | |
| 7 | MO | JMO COMMUNICATIONS, LLC | Unknown | Female | \$0 | \$0 | |
| 7 | NE | FLATWATER PROFESSIONAL SERVICES COMPANY | AIT | Entity | \$31,108,974 | \$30,292,524 | \$816,450 |
| 7 | NE | ALL NATIVE FEDERAL SYSTEMS COMPANY | AIT | Entity | \$346,522 | \$346,522 | \$0 |
| 7 | NE | FLATWATER SOLUTIONS COMPANY | AIT | N/A | \$11,756,247 | \$6,444,328 | \$5,311,919 |
| 7 | NE | FIRE CREEK SERVICES COMPANY | AIT | Entity | \$7,001,500 | \$7,001,500 | \$0 |
| 7 | NE | FIRE CREEK COMPANY | AIT | Entity | \$3,205,862 | \$3,205,862 | \$0 |
| 7 | NE | FLATWATER METALS COMPANY | AIT | N/A | \$4,405,402 | \$2,732,445 | \$1,672,957 |
| 7 | NE | HO-CHUNK SHARED SERVICES COMPANY | AIT | Entity | \$33,533,648 | \$28,220,172 | \$5,313,476 |
| 7 | NE | FLATWATER, INCORPORATED | AIT | N/A | \$9,128,968 | \$135,640 | \$8,993,328 |
| 7 | NE | ALL NATIVE SYNERGIES COMPANY | AIT | N/A | \$40,526,880 | \$40,526,880 | \$0 |
| 7 | NE | HO-CHUNK CONSTRUCTION MANAGEMENT SERVICES COMPANY | AIT | Entity | \$2,000 | \$0 | \$2,000 |
| 7 | NE | PROTEGE HEALTH SERVICES, LLC | AIT | N/A | \$8,194,989 | \$5,116,666 | \$3,078,324 |
| 7 | NE | DYNAMIC SYSTEMS, INC. | AIT | Entity | \$1,509,024 | \$374,983 | \$1,134,041 |
| 7 | NE | MCCALLIE ASSOCIATES INC | ANC | Entity | \$9,481,182 | \$4,997,857 | \$4,483,325 |
| 7 | NE | LAWRENCE T. BUTLER, PROFESSIONAL ENGINEER, LLC | BA | Male | \$0 | \$0 | |
| 7 | NE | CALIBURNUS SERVICES, LLC | BA | Male | \$353,981 | \$0 | \$353,981 |
| 7 | NE | K WATSON GROUP, LLC | BA | Female | \$742,200 | \$742,200 | \$0 |
| 7 | NE | AGILE TRANSFORMATION, INC. | BA | Female | \$295,999 | \$126,000 | \$169,999 |
| 7 | NE | TURTLE CREEK CONSTRUCTION, LLC | HA | Male | \$449,673 | \$271,090 | \$178,584 |
| 7 | NE | AZTEC CONTRACTING, LLC | HA | Male | \$58,129 | \$19,500 | \$38,629 |
| 7 | NE | ENVIROWORKS, LLC | HA | Male | \$0 | \$0 | |
| 7 | NE | RTG BUILDING SERVICES, INC. | HA | Male | \$1,191,886 | \$1,040,779 | \$151,107 |
| 7 | NE | MARK-VII ENTERPRISES, INC. | Unknown | Male | \$2,800,220 | \$1,282,366 | \$1,517,854 |
| 8 | CO | KIRA AEROSPACE LLC | AIT | Entity | \$817,673 | \$817,673 | \$0 |
| 8 | CO | T&H SOLUTIONS LLC | AIT | Entity | \$0 | \$0 | |
| 8 | CO | WCA CONSTRUCTION LLC | AIT | Entity | \$13,237,100 | \$13,237,100 | \$0 |
| 8 | CO | KIRA INFRASTRUCTURE LLC | AIT | Entity | \$0 | \$0 | \$0 |

FY 23 408 Report Appendix B

| | | | | | | | |
|---|----|---|-----|--------|--------------|--------------|--------------|
| 8 | CO | KIRA INFORMATION SERVICES LLC | AIT | Entity | \$0 | \$0 | |
| 8 | CO | KIRA INFORMATION SOLUTIONS LLC | AIT | N/A | \$6,754,270 | \$0 | \$6,754,270 |
| 8 | CO | MILL CREEK, L.L.C. | AIT | Entity | \$2,722,969 | \$2,722,969 | \$0 |
| 8 | CO | MEDVOLT, LLC | AIT | N/A | \$781,772 | \$0 | \$781,772 |
| 8 | CO | KIRA TRAINING SERVICES LLC | AIT | N/A | \$47,736,755 | \$17,969,054 | \$29,767,701 |
| 8 | CO | CHRONOS OPERATIONS LLC | ANC | Entity | \$1,484,160 | \$0 | \$1,484,160 |
| 8 | CO | ALEUT OPERATIONS, LLC | ANC | N/A | \$0 | \$0 | |
| 8 | CO | ALEUT LOGISTICS SERVICES, LLC | ANC | Entity | \$4,817,561 | \$2,078,298 | \$2,739,263 |
| 8 | CO | ALEUT DIGITAL SOLUTIONS, LLC | ANC | Entity | \$0 | \$0 | |
| 8 | CO | ALEUT AEROSPACE ENGINEERING, LLC | ANC | N/A | \$38,417,614 | \$38,417,614 | \$0 |
| 8 | CO | ARTICUS SOLUTIONS, LLC | ANC | Entity | \$7,028,874 | \$3,115,062 | \$3,913,812 |
| 8 | CO | ALEUT INFORMATION TECHNOLOGY, LLC | ANC | N/A | \$14,742,853 | \$9,336,588 | \$5,406,265 |
| 8 | CO | FIVE RIVERS ANALYTICS, LLC | ANC | Entity | \$4,323,395 | \$4,323,395 | \$0 |
| 8 | CO | DR REED AND ASSOCIATES, INC. | AP | Female | \$2,871,197 | \$794,078 | \$2,077,118 |
| 8 | CO | WANG, ANDREA E | AP | Female | \$20,000 | \$0 | \$20,000 |
| 8 | CO | BULLDOG ENVIRONMENTAL PRODUCTS, INC. | AP | Male | \$0 | \$0 | \$0 |
| 8 | CO | STUDIO COMPLETIVA, INC. | AP | Male | \$0 | \$0 | |
| 8 | CO | MARKETING DATA SOLUTIONS | AP | Male | \$0 | \$0 | \$0 |
| 8 | CO | FRONT RANGE CONSTRUCTION, INC. | AP | Male | \$10,558,009 | \$5,879,750 | \$4,678,259 |
| 8 | CO | TECHFOCUS LLC | AP | Female | \$983,648 | \$149,918 | \$833,731 |
| 8 | CO | OWL HELPERS | AP | Male | \$94,895 | \$94,895 | \$0 |
| 8 | CO | AFFORDABLE CONCRETE, LLC | BA | Male | \$34,301 | \$0 | \$34,301 |
| 8 | CO | VEOS POWER SOLUTIONS LLC | BA | Male | \$0 | \$0 | |
| 8 | CO | ROCK & ASSOCIATES | BA | Male | \$858,480 | \$858,480 | \$0 |
| 8 | CO | SMITTICK ELECTRIC LLC | BA | Male | \$0 | \$0 | |
| 8 | CO | UNITED GLOBAL GROUP INC. | BA | Male | \$17,730 | \$17,730 | \$0 |
| 8 | CO | PYNERGY, LLC | BA | Male | \$18,271 | \$0 | \$18,271 |
| 8 | CO | DOSS TECHNICAL SERVICES, LLC | BA | Female | \$0 | \$0 | |
| 8 | CO | A & D SERVICES INC | BA | Female | \$0 | \$0 | |
| 8 | CO | K & M LANDSCAPING AND DESIGN | BA | Male | \$0 | \$0 | |
| 8 | CO | SYNERGY STAFFING INC | BA | Male | \$1,498,808 | \$1,195,970 | \$302,838 |
| 8 | CO | KEEP IT MOVING LOGISTICS INC | BA | Female | \$0 | \$0 | |
| 8 | CO | JD DEVELOPMENT, LLC | BA | Female | \$415,886 | \$15,850 | \$400,036 |
| 8 | CO | AMERICON, INC. | BA | Male | \$421,315 | \$218,681 | \$202,634 |
| 8 | CO | JAMISON PROFESSIONAL SERVICES LLC | BA | Male | \$162,734 | \$12,395 | \$150,339 |
| 8 | CO | BCM GLOBAL TECHNOLOGIES CONSULTANTS, INC. | BA | Female | \$114,202 | \$114,202 | \$0 |
| 8 | CO | CREATEIT LLC | BA | Female | \$0 | \$0 | |
| 8 | CO | PERSEVERANCE STAFFING LLC | BA | Male | \$0 | \$0 | |
| 8 | CO | UPM MECHANICAL, LLC | HA | Male | \$0 | \$0 | |
| 8 | CO | JITA CONTRACTING, INC. | HA | Male | (\$4,000) | (\$4,000) | \$0 |
| 8 | CO | NKE ENGINEERING, LLC | HA | Male | \$0 | \$0 | |
| 8 | CO | RNN ARCHITECTS | HA | Female | \$0 | \$0 | \$0 |
| 8 | CO | BAHA CONSTRUCTION INC. | HA | Male | \$2,523,371 | \$2,210,575 | \$312,796 |
| 8 | CO | ZOCCHI AMERICA, INC. | HA | Male | \$1,978,700 | \$1,323,450 | \$655,250 |
| 8 | CO | HD COMMUNICATIONS LLC | HA | Male | \$0 | \$0 | |

FY 23 408 Report Appendix B

| | | | | | | | |
|---|----|---|---------|--------|---------------|--------------|----------------|
| 8 | CO | SERVITECH INC | HA | Female | \$411,681 | \$381,681 | \$30,000 |
| 8 | CO | RUBIO ENTERPRISES, LLC | HA | Female | \$0 | \$0 | |
| 8 | CO | KING SYSTEMS, L.L.C. | HA | Male | \$238,217 | \$0 | \$238,217 |
| 8 | CO | PEAK RESOURCE CONSERVATION, INC. | HA | Male | \$757,477 | \$254,168 | \$503,309 |
| 8 | CO | SUPER-NATURAL EATS LLC | HA | Male | \$44,103 | \$0 | \$44,103 |
| 8 | CO | PREMIER ENVIRONMENTAL LLC | HA | Male | \$0 | \$0 | |
| 8 | CO | TRULINK LLC | HA | Male | \$410,295 | \$405,195 | \$5,100 |
| 8 | CO | MIDNIGHT METALS LLC | HA | Male | \$0 | \$0 | |
| 8 | CO | TECH7 CONSULTING, LLC | HA | Male | \$6,853,075 | \$1,689,060 | \$5,164,015 |
| 8 | CO | CIN-G CONTRACTING, LLC | HA | Female | \$1,301,027 | \$273,540 | \$1,027,486 |
| 8 | CO | GREY MATTERS DEFENSE SOLUTIONS, LLC | HA | Male | \$1,010,496 | \$1,010,496 | \$0 |
| 8 | CO | TOP NOTCH PLUMBING, LLC. | HA | Male | \$0 | \$0 | |
| 8 | CO | RL SYSTEMS, LLC | HA | Male | \$0 | \$0 | \$0 |
| 8 | CO | AMMEX MASONRY, INC. | HA | Male | \$0 | \$0 | |
| 8 | CO | KEY GENERAL CONTRACTORS, INC | HA | Male | \$0 | \$0 | |
| 8 | CO | FOUNTAIN DESIGN GROUP, LTD. | HA | Female | \$0 | \$0 | |
| 8 | CO | ENVIRONMENTAL CONSULTING SERVICES LLC | HA | Female | \$0 | \$0 | |
| 8 | CO | A A FORESTRY, LLC | HA | Male | \$0 | \$0 | |
| 8 | CO | REARDEN LOGIC INC. | HA | Male | \$0 | \$0 | \$0 |
| 8 | CO | CLEAR GLOBAL SOLUTIONS LLC | HA | Female | \$6,759,786 | \$4,334,479 | \$2,425,307 |
| 8 | CO | SYSCOM, INC | HA | Female | \$19,910,143 | \$18,698,860 | \$1,211,283 |
| 8 | CO | HOMELAB LLC | HA | Male | \$0 | \$0 | |
| 8 | CO | E-9 ENTERPRISES, INC. | HA | Male | \$1,435,452 | \$1,265,414 | \$170,038 |
| 8 | CO | KNOCK OUT PAINTING | HA | Female | \$10,572 | \$10,572 | \$0 |
| 8 | CO | ENHANCED MECHANICAL SYSTEMS, LLC | HA | Male | \$0 | \$0 | \$0 |
| 8 | CO | ESPINOZA CULTURAL SERVICES, LLC | HA | Female | \$1,416,403 | \$1,210,467 | \$205,937 |
| 8 | CO | INFORMATION TECHNOLOGY SOLUTIONS, CORP. | NHO | N/A | \$0 | \$0 | |
| 8 | CO | WALTER ENVIRONMENTAL GROUP INC | NHO | Entity | \$0 | \$0 | |
| 8 | CO | TUTULU LLC | NHO | Entity | \$0 | \$0 | |
| 8 | CO | GTS, LTD | NA | Male | \$0 | \$0 | |
| 8 | CO | ATHABASCA INVESTMENTS, INC | NA | Male | \$0 | \$0 | |
| 8 | CO | CIRCUIT MEDIA LLC | NA | Female | \$5,771,211 | \$3,418,392 | \$2,352,819 |
| 8 | CO | TRADEMARK CONSTRUCTION LLC | NA | Male | \$0 | \$0 | |
| 8 | CO | TIPPING POINT SOLUTIONS, INC. | NA | Male | \$17,435,487 | \$10,491,033 | \$6,944,454 |
| 8 | CO | BLUE SKIES FURNITURE LLC | NA | Male | \$3,228,059 | \$2,482,866 | \$745,193 |
| 8 | CO | ALTITUDE TECHNOLOGIES INC. | NA | Male | \$3,668,952 | \$0 | \$3,668,952 |
| 8 | CO | HIPAA EXAMS, INC | NA | Male | \$22,250 | \$0 | \$22,250 |
| 8 | CO | ROCKY MOUNTAIN ENTERPRISES LLC | NA | Male | \$0 | \$0 | \$0 |
| 8 | CO | PERIN INVESTIGATIONS, LLC | NA | Male | \$0 | \$0 | |
| 8 | CO | PROTOFLEX CORPORATION | SA | Male | \$0 | \$0 | |
| 8 | CO | G & RK CONSULTING ASSOCIATES, LLC | SA | Male | \$4,024,632 | \$4,024,632 | \$0 |
| 8 | CO | LIFEHEALTH LLC | Unknown | Female | (\$6,604,006) | \$3,651,367 | (\$10,255,373) |
| 8 | CO | EASTERN SLOPE ROOFING LLC | Unknown | Female | \$0 | \$0 | |
| 8 | CO | CORVUS TECHNOLOGIES LLC | Unknown | Female | \$0 | \$0 | |

FY 23 408 Report Appendix B

| | | | | | | | |
|---|----|---|---------|--------|--------------|--------------|--------------|
| 8 | CO | HD INC. | Unknown | Female | \$7,450,122 | \$2,429,838 | \$5,020,285 |
| 8 | CO | TRANSLATION EXCELLENCE INC. | Unknown | Male | \$10,026,860 | \$4,974,486 | \$5,052,374 |
| 8 | CO | BECKRICH CONSTRUCTION, LLC. | Unknown | Female | (\$595,621) | \$341,740 | (\$937,361) |
| 8 | CO | EAGLE SYNERGISTIC OPTIMIZING TECHNOLOGIES LLC | Unknown | Female | \$0 | \$0 | |
| 8 | CO | MEDVED GLOBAL INC | Unknown | Female | \$4,193,663 | \$1,832,062 | \$2,361,601 |
| 8 | CO | KOPACZ BOYER DESIGN BUILD SERVICES, LLC | Unknown | Male | \$5,009,221 | \$5,009,221 | \$0 |
| 8 | CO | AFL ENTERPRISES, LLC | Unknown | Female | \$1,257,629 | \$1,257,629 | \$0 |
| 8 | CO | EGS INC. | Unknown | Female | \$1,487,463 | (\$110,926) | \$1,598,390 |
| 8 | MT | S & K SECURITY GROUP, LLC | AIT | Entity | \$919,749 | \$636,054 | \$283,695 |
| 8 | MT | S&K MISSION SUPPORT, LLC | AIT | Entity | \$19,179,577 | \$18,133,814 | \$1,045,763 |
| 8 | MT | FORT PECK MANUFACTURING INC | AIT | N/A | \$894 | \$0 | \$894 |
| 8 | MT | S&K FEDERAL SERVICES, LLC | AIT | Entity | \$2,677,665 | \$2,677,665 | \$0 |
| 8 | MT | S & K LOGISTICS SERVICES, LLC | AIT | N/A | \$3,829,385 | \$0 | \$3,829,385 |
| 8 | MT | INTERNATIONAL TOWERS, LLC | AIT | Entity | \$39,497,810 | \$14,474,343 | \$25,023,467 |
| 8 | MT | AMERICAN INDIAN CONSULTING SERVICES INC. | CDC | Entity | \$79,508 | \$79,508 | \$0 |
| 8 | MT | J.R. DAWSEN CONSTRUCTION, INC. | HA | Female | \$0 | \$0 | |
| 8 | MT | REHBEIN ENTERPRISES, INC. | NA | Female | \$1,316,504 | \$1,280,033 | \$36,471 |
| 8 | MT | LAPKE CONSTRUCTION, LLC. | NA | Male | \$12,424,741 | \$10,472,338 | \$1,952,403 |
| 8 | MT | MONTANA SAFETY ACES LLC | NA | Female | \$0 | \$0 | |
| 8 | MT | MARCOM, LLC | NA | Female | \$0 | \$0 | \$0 |
| 8 | MT | WHARTON ASPHALT LLC | NA | Female | \$3,642,723 | \$3,629,823 | \$12,900 |
| 8 | MT | ASPHALT PLUS, INC. | Unknown | Female | \$793,532 | \$78,611 | \$714,921 |
| 8 | ND | SINEW MANAGEMENT GROUP LLC | AIT | N/A | \$10,479,360 | \$10,196,243 | \$283,117 |
| 8 | ND | MEC ENERGY SERVICES LLC | AIT | N/A | \$40,666,179 | \$40,666,179 | \$0 |
| 8 | ND | CHIPPEWA SUSTAINABLE SOLUTIONS | AIT | N/A | \$0 | \$0 | |
| 8 | ND | MEC TECHNOLOGIES, LLC | AIT | Entity | \$0 | \$0 | |
| 8 | ND | MEC DISTRIBUTION, LLC | AIT | N/A | \$7,619,825 | \$7,619,825 | \$0 |
| 8 | ND | VALLEY IT SOLUTIONS LLC | BA | Male | \$0 | \$0 | \$0 |
| 8 | ND | 123 CLEAN LLC | HA | Male | \$0 | \$0 | |
| 8 | ND | QUIK-SOLV CLEANING SERVICE INC. | HA | Male | \$91,280 | \$75,860 | \$15,420 |
| 8 | ND | KEU, INC. | HA | Female | \$97,729 | \$0 | \$97,729 |
| 8 | ND | GREENSTONE CONSTRUCTION INC | NA | Male | \$25,896,377 | \$2,831,027 | \$23,065,350 |
| 8 | ND | EH INVESTIGATIONS LLC | NA | Male | \$0 | \$0 | \$0 |
| 8 | ND | RAZOR CONSULTING SOLUTIONS, INC. | NA | Female | \$4,059,856 | \$4,026,938 | \$32,918 |
| 8 | ND | GSL ENTERPRISES LLC | Unknown | Female | \$33,740 | \$0 | \$33,740 |
| 8 | ND | JUNIPER, LLC | Unknown | Female | \$0 | \$0 | |
| 8 | SD | ROSEBUD OFFICE SOLUTIONS | AIT | N/A | \$25,416 | \$0 | \$25,416 |
| 8 | SD | EXPERT APPROACH INC | HA | Male | \$0 | \$0 | \$0 |
| 8 | SD | DAKOTA PLAINS ELECTRICAL CONTRACTING, INC. | NA | Male | \$24,825 | \$0 | \$24,825 |
| 8 | SD | VISION QUEST SOLUTIONS INC. | NA | Male | \$2,952,774 | \$149,283 | \$2,803,491 |
| 8 | SD | GENERATION PLUMBING LLC | NA | Male | \$0 | \$0 | |
| 8 | SD | DT-TRAK CONSULTING, INC. | NA | Male | \$20,276,416 | \$557,626 | \$19,718,790 |
| 8 | SD | YOUNG GUN CONSTRUCTION LLC | Unknown | Female | \$3,728,637 | \$3,114,552 | \$614,085 |

FY 23 408 Report Appendix B

| | | | | | | | |
|---|----|---|---------|--------|--------------|--------------|--------------|
| 8 | UT | KAIVA SERVICES, LLC | AIT | Entity | \$17,407,557 | \$13,126,237 | \$4,281,320 |
| 8 | UT | KAIVA TECH, LLC | AIT | Entity | \$23,306,933 | \$19,360,805 | \$3,946,128 |
| 8 | UT | SUH'DUTSING STAFFING SERVICES, LLC | AIT | Entity | \$18,503,570 | \$5,375,506 | \$13,128,065 |
| 8 | UT | GUARDIAN CONSTRUCTION, INC. | AP | Male | \$34,375,618 | \$4,153,385 | \$30,222,234 |
| 8 | UT | ML CONSTRUCTION, INC. | AP | Male | \$0 | \$0 | |
| 8 | UT | REALCO DEVELOPMENT, LLC | AP | Male | \$578,408 | \$578,408 | \$0 |
| 8 | UT | PURE ENVIRO-MANAGEMENT, LLC | AP | Male | \$9,592,119 | \$8,026,081 | \$1,566,038 |
| 8 | UT | GBS SOLUTIONS CORPORATION | AP | Male | \$241,744 | \$167,544 | \$74,200 |
| 8 | UT | RONIELLE HOWARD & ASSOCIATES, LLC | BA | Female | \$78,277 | \$78,277 | \$0 |
| 8 | UT | DOL-MAN ELECTRIC, INC | HA | Male | \$0 | \$0 | |
| 8 | UT | SOCIO-ECOLOGICAL CONCEPTS, LLC | HA | Male | \$134,564 | \$129,503 | \$5,061 |
| 8 | UT | APEX ENGINEERING GROUP INC | HA | Male | \$236,250 | \$236,250 | \$0 |
| 8 | UT | MIDDLE CANYON ELECTRIC, LLC | HA | Male | \$408,267 | \$0 | \$408,267 |
| 8 | UT | TRINITY OF UTAH, INC | HA | Female | \$700,482 | \$0 | \$700,482 |
| 8 | UT | LINGUISTICA INTERNATIONAL, INC | HA | Female | \$0 | \$0 | |
| 8 | UT | ESPIRITU DESIGN, LLC | HA | Male | \$1,090,302 | \$1,090,302 | \$0 |
| 8 | UT | PRIME TIME COMPANIES, PC | HA | Female | \$0 | \$0 | \$0 |
| 8 | UT | CONSTRUCTION CONSULTING MANAGEMENT, LLC | NHO | N/A | \$0 | \$0 | |
| 8 | UT | NVE LLC | NHO | N/A | \$1,318,694 | \$1,318,694 | \$0 |
| 8 | UT | SOLID GROUND LLC | NA | N/A | \$1,509,508 | \$1,509,508 | \$0 |
| 8 | UT | BEDROCK PROTECTION AGENCY LLC | NA | Male | \$189,404 | \$0 | \$189,404 |
| 8 | UT | REVOLUTION MACHINE TOOLS, INC | NA | Male | \$0 | \$0 | |
| 8 | UT | BODEX LLC | SA | Male | \$0 | \$0 | |
| 8 | UT | VANGARDE LLC. | Unknown | Female | \$3,667,636 | \$2,861,624 | \$806,012 |
| 8 | UT | ADAPT CONSULTING, LLC | Unknown | Female | \$1,343,511 | \$0 | \$1,343,511 |
| 8 | UT | LEXICON AND LINE , LLC | Unknown | Female | \$0 | \$0 | |
| 8 | UT | DVO CONSULTING LLC | Unknown | Female | \$602,576 | \$602,576 | \$0 |
| 8 | UT | DESIGNTEK CONSULTING GROUP, LLC | Unknown | Male | \$0 | \$0 | |
| 8 | UT | WYNSOR LLC | Unknown | Female | \$0 | \$0 | |
| 8 | UT | SHOFAR COMMUNICATIONS, LLC | Unknown | Female | \$13,378,555 | \$5,589,368 | \$7,789,188 |
| 8 | UT | KAIZEN DEVELOPMENT LLC | Unknown | Female | \$0 | \$0 | |
| 8 | WY | BADGER INSPECTION SERVICE, LLC | AP | Female | \$0 | \$0 | |
| 8 | WY | TRIPLE A BUILDING SERVICES, INC. | HA | Male | \$5,315,756 | \$4,944,688 | \$371,068 |
| 8 | WY | JTR EXCAVATION LLC | NA | Male | \$4,544,601 | \$4,544,601 | \$0 |
| 8 | WY | HAIDS PLUMBING & HEATING | Unknown | Male | \$66,299 | \$66,299 | \$0 |
| 8 | WY | MC2 ENGINEERING AND CONSTRUCTION, P.C. | Unknown | Female | \$2,068,231 | \$270,921 | \$1,797,310 |
| 9 | AZ | SEVENTH EMERGENCE SOLUTIONS, LLC | AIT | Entity | \$1,091,798 | \$816,628 | \$275,170 |

FY 23 408 Report Appendix B

| | | | | | | | |
|---|----|--|-----|--------|--------------|--------------|--------------|
| 9 | AZ | DDC CONSTRUCTION SERVICES, LLC | AIT | Male | \$3,458,330 | \$2,462,346 | \$995,984 |
| 9 | AZ | BRIC, LLC | AIT | N/A | \$2,600,189 | \$0 | \$2,600,189 |
| 9 | AZ | DDC IT SERVICES, LLC | AIT | N/A | \$80,953,329 | \$70,414,839 | \$10,538,489 |
| 9 | AZ | SONORAN PUEBLO CONTRACTING, LLC | AIT | Entity | \$1,027,053 | \$74,238 | \$952,815 |
| 9 | AZ | Dine Source, LLC | AIT | N/A | \$38,916,765 | \$20,263,542 | \$18,653,223 |
| 9 | AZ | NORTH STONE, LLC | AIT | Entity | \$828,378 | \$550,153 | \$278,225 |
| 9 | AZ | RED CANYON TECHNOLOGIES, LLC | AIT | Entity | \$5,429,568 | \$3,796,323 | \$1,633,245 |
| 9 | AZ | FDT WATER INFRASTRUCTURE, LLC | ANC | Entity | \$4,082,580 | \$4,082,580 | \$0 |
| 9 | AZ | BCSS, LLC | ANC | Entity | \$98,489,521 | \$322,189 | \$98,167,332 |
| 9 | AZ | PRECISION HELI-SUPPORT, LLC | ANC | Entity | \$0 | \$0 | |
| 9 | AZ | USCF, LLC | ANC | Entity | \$0 | \$0 | |
| 9 | AZ | FDT STRUCTURAL SPECIALTIES, LLC | ANC | Entity | \$0 | \$0 | |
| 9 | AZ | EQM SERVICES, LLC | ANC | Entity | \$32,172,634 | \$653,890 | \$31,518,745 |
| 9 | AZ | TASI, LLC | AP | Male | \$424,661 | \$327,491 | \$97,171 |
| 9 | AZ | SIO2 NANOTECH LLC | AP | Female | \$0 | \$0 | |
| 9 | AZ | FORTITUDE CONSULTING LLC | BA | Male | \$0 | \$0 | |
| 9 | AZ | ORSA TECHNOLOGIES, LLC | BA | Male | \$600,962 | \$552,618 | \$48,344 |
| 9 | AZ | ARIZONA NATURAL DOCTORS, LLC | BA | Female | (\$113,856) | (\$113,856) | \$0 |
| 9 | AZ | GREENWAY GLOBAL CORPORATION | BA | Male | \$35,300 | \$0 | \$35,300 |
| 9 | AZ | NATIONAL MAINTENANCE GROUP LLC | BA | Male | \$0 | \$0 | |
| 9 | AZ | M&J LANDSCAPING MANAGEMENT, LLC | BA | Male | \$0 | \$0 | |
| 9 | AZ | TALENT ADVISORY GROUP LLC | BA | Male | \$523,565 | \$503,565 | \$20,000 |
| 9 | AZ | PACIFIC FEDERAL CONSTRUCTION, L.L.C. | BA | Male | \$456,690 | \$322,010 | \$134,680 |
| 9 | AZ | TOP ONYX, LLC | BA | Male | \$0 | \$0 | |
| 9 | AZ | 3D MANAGEMENT & CONSULTING, LLC | BA | Female | \$1,279,026 | \$773,677 | \$505,349 |
| 9 | AZ | RAINMAKERS STRATEGIC SOLUTIONS, LLC | BA | Female | \$9,189,420 | \$1,825,592 | \$7,363,828 |
| 9 | AZ | DAVID ENGINEERING LLC | BA | Male | \$0 | \$0 | |
| 9 | AZ | ABOUT BLIND CLEANING INC. | BA | Male | \$0 | \$0 | |
| 9 | AZ | DLJ MANAGEMENT SERVICES, LLC | BA | Male | \$4,391,811 | \$3,263,286 | \$1,128,526 |
| 9 | AZ | ARG COACHING & CONSULTING GROUP LLC | BA | Female | \$0 | \$0 | |
| 9 | AZ | SECURITY ANALYTICS GROUP INC., THE | BA | Male | \$0 | \$0 | |
| 9 | AZ | BLACK BARONS GROUP LLC, THE | BA | Male | \$1,330,516 | \$1,330,516 | \$0 |
| 9 | AZ | WW ASSOCIATES MANAGEMENT & CONSULTING, LLC | BA | Male | (\$2,234) | (\$2,234) | \$0 |
| 9 | AZ | CE WILSON CONSULTING, LLC | BA | Female | \$125,034 | \$0 | \$125,034 |
| 9 | AZ | LA CAUSA CONSTRUCTION, L.L.C. | CDC | N/A | \$0 | \$0 | |
| 9 | AZ | EGJ HEALTH CONSULTING LLC | HA | Male | \$532,098 | \$0 | \$532,098 |

FY 23 408 Report Appendix B

| | | | | | | | |
|---|----|---|-----|--------|--------------|--------------|--------------|
| 9 | AZ | WHELCON CONTRACTORS LLC | HA | Male | \$6,967,467 | \$0 | \$6,967,467 |
| 9 | AZ | PARADIGM CONSTRUCTION SERVICES, LLC | HA | Male | \$997,777 | \$997,777 | \$0 |
| 9 | AZ | DMT ELECTRIC LLC | HA | Male | \$3,911,730 | \$3,911,730 | \$0 |
| 9 | AZ | DH ORTEGA CONSTRUCTION, LLC | HA | Male | \$1,553,520 | \$324,024 | \$1,229,496 |
| 9 | AZ | ATLANTIC PACIFIC STANDARD LLC | HA | Male | \$3,984,705 | \$0 | \$3,984,705 |
| 9 | AZ | A2M CONSULTING LLC | HA | Male | \$2,947,550 | \$1,945,356 | \$1,002,195 |
| 9 | AZ | PENGELE LLC | HA | Male | \$0 | \$0 | \$0 |
| 9 | AZ | TOMCAT ENGINEERING UNLIMITED, LLC | HA | Male | \$452,380 | \$452,380 | \$0 |
| 9 | AZ | WESTOVER ROOFING LLC | HA | Male | \$8,602,472 | \$8,596,639 | \$5,833 |
| 9 | AZ | HR WISE LLC | HA | Male | \$0 | \$0 | |
| 9 | AZ | HOPE CAPITAL LLC | HA | Female | \$3,398 | \$0 | \$3,398 |
| 9 | AZ | GCI CONSTRUCTION & INSPECTIONS, LLC | HA | Male | \$1,164,951 | \$528,049 | \$636,903 |
| 9 | AZ | ROCK FIRE SYSTEMS, INC. | HA | Male | \$0 | \$0 | |
| 9 | AZ | E6 SERVICES, INC. | HA | Male | \$1,194,263 | \$1,194,263 | \$0 |
| 9 | AZ | MANCOM, INC. | HA | Male | \$73,272 | \$0 | \$73,272 |
| 9 | AZ | TAYLOR ENGINEERING, PLLC | HA | Male | \$686,540 | \$451,721 | \$234,819 |
| 9 | AZ | METRO ACCOUNTING AND PROFESSIONAL SERVICES, LLC | HA | Female | \$3,431,950 | \$1,962,521 | \$1,469,429 |
| 9 | AZ | P & P LANGUAGE SERVICES, CORPORATION | HA | Female | \$15,434 | \$7,743 | \$7,691 |
| 9 | AZ | STONE SOLUTIONS AND RESEARCH COLLECTIVE LLC | HA | Male | \$149,973 | \$0 | \$149,973 |
| 9 | AZ | UNITED TECHNOLOGIES INC. | HA | Male | (\$17,700) | \$0 | (\$17,700) |
| 9 | AZ | TRUE MECHANICAL SOLUTIONS, LLC | HA | Male | \$0 | \$0 | |
| 9 | AZ | INDUSTRIAL SOLAR CONSULTING INC. | HA | Male | \$0 | \$0 | |
| 9 | AZ | GAM3 CONSTRUCTION LLC | HA | Male | \$2,500,000 | \$2,500,000 | \$0 |
| 9 | AZ | ARGOS BUSINESS INNOVATIONS LLC | HA | Male | \$5,092,476 | \$5,092,476 | \$0 |
| 9 | AZ | DAP CONSTRUCTION MANAGEMENT, LLC | HA | Male | \$12,805,591 | \$12,084,835 | \$720,756 |
| 9 | AZ | SOL SOLUTIONS, LLC | HA | Male | \$21,105,862 | \$21,105,862 | \$0 |
| 9 | AZ | NEMEAN SOLUTIONS, LLC | NHO | Male | \$16,372,910 | \$13,892,364 | \$2,480,546 |
| 9 | AZ | 'ASTA' ROOFING & CONSTRUCTION, LLC | NA | Male | \$968,251 | \$168,557 | \$799,694 |
| 9 | AZ | T AND T TRUCKING SERVICES, LLC | NA | Male | \$780,049 | \$0 | \$780,049 |
| 9 | AZ | ALL VALLEY IMAGING, LLC | NA | Female | \$3,487,692 | \$849,440 | \$2,638,252 |
| 9 | AZ | OUTDOOR SYSTEMS MANAGEMENT, LLC | NA | Male | \$279,662 | \$279,662 | \$0 |
| 9 | AZ | MELVIN CONSULTING PLLC | NA | Male | \$0 | \$0 | |
| 9 | AZ | CONSTRUCTIVE BUILDING SOLUTIONS, INC. | NA | Male | \$1,986,161 | \$1,943,787 | \$42,374 |
| 9 | AZ | TITAN FACILITY SERVICES, LLC | NA | Male | \$22,147,529 | \$8,937,515 | \$13,210,014 |
| 9 | AZ | WELCH COMPANIES, INC. | NA | Female | \$381,254 | \$13,212 | \$368,041 |
| 9 | AZ | ABOHA LLC | NA | Male | \$0 | \$0 | |
| 9 | AZ | SILKWEB CONSULTING AND DEVELOPMENT LLC | NA | Female | \$127,920 | \$127,920 | \$0 |
| 9 | AZ | NSP-BCH, LLC | NA | Male | \$283,470 | \$262,064 | \$21,406 |

FY 23 408 Report Appendix B

| | | | | | | | |
|---|----|--|---------|--------|--------------|--------------|--------------|
| 9 | AZ | ENVIRONMENTAL ENGINEEING & CONSULTING SERVICES | SA | Male | \$0 | \$0 | |
| 9 | AZ | SHETH CLINICAL CONSULTING, LLC | SA | Male | \$0 | \$0 | |
| 9 | AZ | GRYT CAPITAL, LLC | SA | Male | \$0 | \$0 | |
| 9 | AZ | ARROW INDIAN CONTRACTORS, INC. | Unknown | Male | \$7,471,940 | \$6,529,178 | \$942,762 |
| 9 | AZ | AVCOR CONSTRUCTION, LLC | Unknown | Female | \$11,456,325 | \$0 | \$11,456,325 |
| 9 | AZ | RAE CONSTRUCTION LLC | Unknown | Female | \$34,675 | \$34,675 | \$0 |
| 9 | AZ | IOI CONSTRUCTION CORP. | Unknown | Male | \$0 | \$0 | |
| 9 | AZ | QLED LIGHTING LLC | Unknown | Female | \$772,293 | \$717,969 | \$54,325 |
| 9 | AZ | NICKLAUS ENGINEERING, INC. | Unknown | Female | \$2,292,000 | \$2,292,000 | \$0 |
| 9 | AZ | ASPEN COMMUNICATIONS, LLC | Unknown | Male | \$357,426 | \$209,616 | \$147,810 |
| 9 | CA | TERRA SOLUTIONS & SERVICES, INC. | AIT | Entity | \$152,569 | \$56,085 | \$96,484 |
| 9 | CA | SIRCOMED | AIT | N/A | \$0 | \$0 | \$0 |
| 9 | CA | STEALTH | AIT | N/A | \$0 | \$0 | |
| 9 | CA | PER-GEESH CONSTRUCTION CORPORATION | AIT | Entity | \$15,083,111 | \$14,708,958 | \$374,154 |
| 9 | CA | KASHIA CONSTRUCTION, LLC | AIT | N/A | \$0 | \$0 | |
| 9 | CA | SFS GLOBAL | AIT | N/A | \$0 | \$0 | \$0 |
| 9 | CA | AHTNA DESIGN-BUILD, INC. | ANC | N/A | \$12,698,844 | \$12,696,844 | \$2,000 |
| 9 | CA | C S MARINE CONSTRUCTORS, INC. | ANC | Entity | (\$305,680) | \$0 | (\$305,680) |
| 9 | CA | STS SOLUTIONS AND TRAINING, LLC | ANC | N/A | \$19,301,406 | \$17,998,809 | \$1,302,597 |
| 9 | CA | GREGG DRILLING, LLC | ANC | Entity | \$0 | \$0 | \$0 |
| 9 | CA | SJD&B, INC. | AP | Male | \$9,457,542 | \$9,457,542 | \$0 |
| 9 | CA | MAXIM CONSTRUCTION COMPANY, INC | AP | Female | \$76,495 | \$76,495 | \$0 |
| 9 | CA | POLAR ELECTRICAL COMPANY | AP | Male | \$0 | \$0 | |
| 9 | CA | RK INDUSTRIES GROUP, INC. | AP | Male | \$6,391,218 | \$6,391,218 | \$0 |
| 9 | CA | JVM CONSTRUCTION INC. | AP | Male | \$200,183 | \$200,183 | \$0 |
| 9 | CA | Z SQUARED BUILDERS INC. | AP | Female | \$108,470 | \$105,805 | \$2,665 |
| 9 | CA | RAD SOLUTIONS LLC | AP | Male | \$123,914 | \$123,914 | \$0 |
| 9 | CA | AVA TECH LLC | AP | Male | \$4,791,426 | \$518,240 | \$4,273,186 |
| 9 | CA | DARCC INC | AP | Female | \$0 | \$0 | |
| 9 | CA | ITS CONSULTING INC. | AP | Male | \$6,831,916 | \$6,831,916 | \$0 |
| 9 | CA | ANRAY INT'L CORPORATION | AP | Female | \$0 | \$0 | \$0 |
| 9 | CA | CONNEXUS HUB INC. | AP | Female | \$3,630,432 | \$3,132,576 | \$497,856 |
| 9 | CA | R.T CONTRACTOR CORP. | AP | Male | \$19,824,853 | \$0 | \$19,824,853 |
| 9 | CA | ODME SOLUTIONS, LLC | AP | Female | \$9,728,229 | \$1,332,379 | \$8,395,850 |
| 9 | CA | INNOVATUS TECHNOLOGY CONSULTING | AP | Male | \$21,060,460 | \$11,346,891 | \$9,713,569 |
| 9 | CA | MARTINEZ, JEAN LOUIE V | AP | Male | \$0 | \$0 | |
| 9 | CA | AVANTE CONSTRUCTION INC. | AP | Female | \$0 | \$0 | |
| 9 | CA | A-TEK MECHANICAL INC. | AP | Male | \$0 | \$0 | |
| 9 | CA | BORJA ENGINEERING & CONSTRUCTION, INC | AP | Male | \$2,057,893 | \$1,353,899 | \$703,994 |
| 9 | CA | VEAVEA, CRYSTAL F. | AP | Female | \$0 | \$0 | \$0 |
| 9 | CA | BASE HILL, INC. | AP | Male | \$1,850,294 | \$858,334 | \$991,960 |
| 9 | CA | OMICRONVIS LLC | AP | Male | \$0 | \$0 | \$0 |

FY 23 408 Report Appendix B

| | | | | | | | |
|---|----|--|----|--------|--------------|--------------|--------------|
| 9 | CA | YAO ENGINEERING, INC. | AP | Male | \$0 | \$0 | |
| 9 | CA | ACCEND NETWORKS INC | AP | Female | \$0 | \$0 | |
| 9 | CA | TIMEBYTE TECHNOLOGY LLC | AP | Male | \$0 | \$0 | |
| 9 | CA | POWER LINE REPORTING | AP | Male | \$0 | \$0 | |
| 9 | CA | WILDSCAPE RESTORATION, INC. | AP | Female | \$145,527 | \$0 | \$145,527 |
| 9 | CA | ENVIRO-TERRA INC. | AP | Female | \$0 | \$0 | \$0 |
| 9 | CA | GENERAL EXPORTS USA, LLC | AP | Female | \$0 | \$0 | |
| 9 | CA | HARSHWAL & COMPANY LLP | AP | Male | \$111,100 | \$0 | \$111,100 |
| 9 | CA | LACUSONG, LEILANI | AP | Female | \$3,882,576 | \$1,476,327 | \$2,406,249 |
| 9 | CA | DAVID CONSTRUCTION & MANAGEMENT, INC. | AP | Male | \$315,061 | \$0 | \$315,061 |
| 9 | CA | 3S GLOBAL BUSINESS SOLUTIONS | AP | Male | \$0 | \$0 | |
| 9 | CA | WESCO CONSTRUCTION | AP | Male | \$13,096,065 | \$8,486,509 | \$4,609,556 |
| 9 | CA | KAMBRIAN CORPORATION | AP | Female | \$2,459,816 | \$2,035,400 | \$424,416 |
| 9 | CA | MUGENKIOKU CORPORATION | AP | Female | \$0 | \$0 | |
| 9 | CA | NEW CENTURY TECHNOLOGIES, INC. | AP | Female | \$425,668 | \$0 | \$425,668 |
| 9 | CA | EARTHTEK BUILDERS | AP | Male | (\$107,560) | \$0 | (\$107,560) |
| 9 | CA | EAST WEST BUILDING SOLUTIONS, INC. | AP | Female | \$0 | \$0 | |
| 9 | CA | HANKINS GROUP, INC. | AP | Male | (\$83,833) | \$72,300 | (\$156,133) |
| 9 | CA | KLD CONSTRUCTION CORP | AP | Male | \$0 | \$0 | |
| 9 | CA | SPECTRUM KNOWLEDGE, INC. | AP | Male | \$319,500 | \$282,000 | \$37,500 |
| 9 | CA | QPI PRO, INC. | AP | Male | \$6,427,299 | \$3,220,815 | \$3,206,484 |
| 9 | CA | JIG CONSULTANTS | AP | Male | \$0 | \$0 | |
| 9 | CA | ELECTRIC CRICKET LLC | AP | Male | \$0 | \$0 | |
| 9 | CA | PRAGMATIC PE, INCORPORATED | AP | Female | \$0 | \$0 | |
| 9 | CA | RAINY DAY ROOFING, INC. | AP | Male | \$0 | \$0 | |
| 9 | CA | ALAN MOK ENGINEERING | AP | Male | \$0 | \$0 | |
| 9 | CA | CLERIAN, INC. | AP | Male | \$0 | \$0 | |
| 9 | CA | TL VETERANS CONSTRUCTION, INC. | AP | Male | \$0 | \$0 | \$0 |
| 9 | CA | LOISUN INC | AP | Male | \$0 | \$0 | |
| 9 | CA | IFISH GROUP, INC., THE | AP | Male | \$0 | \$0 | |
| 9 | CA | ADVETAGE SOLUTIONS LLC | AP | Male | \$381,467 | \$0 | \$381,467 |
| 9 | CA | DUONG, HOA | AP | Male | \$1,334,481 | \$1,334,481 | \$0 |
| 9 | CA | TAKEUCHI COMMERCIAL CLEANING SERVICES, LLC | AP | Female | \$1,103,097 | \$801,706 | \$301,390 |
| 9 | CA | SRK ENGINEERING INC. | AP | Female | \$0 | \$0 | |
| 9 | CA | HYM ENGINEERING INC. | AP | Male | \$0 | \$0 | |
| 9 | CA | CEBUANA CONSTRUCTION INC. | AP | Female | \$15,974,642 | \$15,964,771 | \$9,871 |
| 9 | CA | THOUSAND OAKS RESEARCH AND DEVELOPMENT INC | AP | Female | \$0 | \$0 | \$0 |
| 9 | CA | APEX LANGUAGE SOLUTIONS LLC. | AP | Female | \$0 | \$0 | |
| 9 | CA | CONSTRUCTICON CORP | AP | Male | \$3,682,931 | \$0 | \$3,682,931 |
| 9 | CA | CHARITAR, ROSELIN | AP | Female | \$710,516 | \$623,237 | \$87,279 |
| 9 | CA | INYA, INC. | AP | Female | \$1,848,722 | \$1,848,722 | \$0 |
| 9 | CA | GUSTAV KEONI | AP | N/A | \$36,627,691 | \$1,512,040 | \$35,115,651 |
| 9 | CA | PERFORMIGENCE CORPORATION | BA | Male | \$355,537 | \$355,537 | \$0 |
| 9 | CA | HENDERSON TRUCKING, LLC | BA | Male | \$0 | \$0 | |
| 9 | CA | CUTLER ENGINEERING & TECHNOLOGY SERVICES LLC | BA | Female | \$1,324,348 | \$1,324,348 | \$0 |
| 9 | CA | FAYZAMERICA LLC | BA | Male | \$305,221 | \$129,140 | \$176,081 |

FY 23 408 Report Appendix B

| | | | | | | | |
|---|----|---|----|--------|--------------|--------------|-------------|
| 9 | CA | DEPENDABLE ON-SITE SCAN & SHRED, INC. | BA | Male | \$2,812,281 | (\$22,728) | \$2,835,010 |
| 9 | CA | TLI CONSTRUCTION, INC. | BA | Female | \$11,077,411 | \$10,749,456 | \$327,955 |
| 9 | CA | K.J. CAIN COMPANY | BA | Male | \$553,568 | \$0 | \$553,568 |
| 9 | CA | ASCEND BENEFIT SOLUTIONS INSURANCE SERVICES | BA | Female | \$0 | \$0 | |
| 9 | CA | SAFETYWEB PRODUCT SALES, LLC | BA | Male | \$0 | \$0 | |
| 9 | CA | 360 TOTAL CONCEPT CONSULTING, INC. | BA | Female | \$0 | \$0 | |
| 9 | CA | EDWARDS ERECTORS INC | BA | Male | \$0 | \$0 | |
| 9 | CA | KIKISOL, LLC | BA | Female | \$0 | \$0 | |
| 9 | CA | AG PAINTING SERVICES | BA | Female | \$305,040 | \$305,040 | \$0 |
| 9 | CA | CFS MEDICAL SUPPLIES AND EQUIPMENT INC. | BA | Female | \$38,592 | \$0 | \$38,592 |
| 9 | CA | CROSSROADS GROUP, INC., THE | BA | Male | \$0 | \$0 | |
| 9 | CA | NEW SYNERGIST CONSULTING | BA | Male | \$172,668 | \$172,668 | \$0 |
| 9 | CA | PRECEDO MANAGEMENT, INC. | BA | Male | \$0 | \$0 | |
| 9 | CA | NATIONAL EAGLE SECURITY, INC | BA | Male | \$0 | \$0 | |
| 9 | CA | GINISIS GROUP INC. | BA | Male | \$5,560,456 | \$5,560,456 | \$0 |
| 9 | CA | TARANET, INC. | BA | Male | \$2,930,511 | \$312,038 | \$2,618,473 |
| 9 | CA | CNS SERVICES INC | BA | Female | \$0 | \$0 | |
| 9 | CA | PROJECT 7 SECURITY GROUP | BA | Male | \$0 | \$0 | |
| 9 | CA | PREMIER MECHANICAL GROUP, INC. | BA | Male | \$2,046,895 | \$1,867,991 | \$178,904 |
| 9 | CA | GECMS, INC | BA | Male | \$0 | \$0 | |
| 9 | CA | J.M. DRIVER, LLC | BA | Male | \$0 | \$0 | \$0 |
| 9 | CA | SECOND CHANCES LLC | BA | Female | \$0 | \$0 | |
| 9 | CA | SOLVED ENGINEERING, INC. | BA | Male | \$0 | \$0 | |
| 9 | CA | GREER'S CONTRACTING & CONCRETE, INC. | BA | Male | \$0 | \$0 | |
| 9 | CA | ALLUVION BIOLOGICAL CONSULTING LLC | BA | Male | \$0 | \$0 | |
| 9 | CA | EDGE MECHANICAL | BA | Male | \$0 | \$0 | |
| 9 | CA | KINGSTRUCTION, INC. | BA | Male | \$0 | \$0 | |
| 9 | CA | PRECISION MATERIAL MANAGEMENT, LLC | BA | Male | \$137,700 | \$0 | \$137,700 |
| 9 | CA | THURMOND CONSULTING, LLC | BA | Male | \$0 | \$0 | |
| 9 | CA | Keith Curry Industries, LLC | BA | Male | \$0 | \$0 | |
| 9 | CA | SUPREME SECURITY SERVICES INCORPORATED | BA | Male | \$0 | \$0 | |
| 9 | CA | SEVERSON GROUP, LLC, THE | BA | Male | \$6,742,439 | \$4,431,912 | \$2,310,526 |
| 9 | CA | EDEQUITY INC. | BA | Male | \$0 | \$0 | |
| 9 | CA | CTI ENVIRONMENTAL, INC. | BA | Female | \$653,202 | \$0 | \$653,202 |
| 9 | CA | M.L.ALEXANDER ELECTRIC CO, INC | BA | Male | \$0 | \$0 | |
| 9 | CA | HIREWORKS LLC | BA | Female | \$0 | \$0 | |
| 9 | CA | POWER PERSONNEL, INC. | BA | Female | \$0 | \$0 | |
| 9 | CA | SERVEXO | BA | Male | \$5,826,724 | \$7,135 | \$5,819,589 |
| 9 | CA | TITAN ENVIRONMENTAL SOLUTIONS, INC | BA | Male | \$788,712 | \$580,378 | \$208,334 |
| 9 | CA | ARTHUR, MARVIN | BA | Male | \$0 | \$0 | |
| 9 | CA | BLUE NOSE IT SOLUTIONS, INC. | BA | Male | \$8,449,928 | \$94,446 | \$8,355,483 |

FY 23 408 Report Appendix B

| | | | | | | | |
|---|----|--|----|--------|--------------|-------------|--------------|
| 9 | CA | CLEMTech, LLC | BA | Male | \$0 | \$0 | |
| 9 | CA | BOATENG LOGISTICS | BA | Male | (\$9,331) | \$0 | (\$9,331) |
| 9 | CA | SALIENT PROCESS, INC. | BA | Male | \$0 | \$0 | |
| 9 | CA | MASBUILD, INC. | BA | Female | \$0 | \$0 | |
| 9 | CA | AHI CONSTRUCTION, INC. | BA | Male | \$99,945 | \$99,945 | \$0 |
| 9 | CA | FELLOWS CORPORATE CONSORTIUM, LLC | BA | Female | \$0 | \$0 | |
| 9 | CA | PACIFIC STATES INSULATION & ACOUSTICAL CONTRACTING, INC. | BA | Male | \$39,520 | \$39,520 | \$0 |
| 9 | CA | ECTRON CORPORATION | BA | Female | \$0 | \$0 | \$0 |
| 9 | CA | ACCENT ENGINEERING AND CONSTRUCTION INC. | BA | Male | \$548,173 | \$548,173 | \$0 |
| 9 | CA | AVIATOR SYSTEMS INC. | BA | Male | \$1,591,238 | \$1,238,706 | \$352,532 |
| 9 | CA | CAL VET INTEGRATED CONSULTING SERVICES INC. | BA | Male | \$1,839,766 | \$1,209,845 | \$629,922 |
| 9 | CA | MY ELECTRICIAN INC | BA | Male | \$0 | \$0 | |
| 9 | CA | WITH REASON LLC | BA | Male | \$0 | \$0 | |
| 9 | CA | VIRTUAL COMPUTING TECHNOLOGY, INC. | BA | Female | \$16,614,937 | \$2,044,732 | \$14,570,205 |
| 9 | CA | AFN, LLC | BA | Male | \$0 | \$0 | |
| 9 | CA | E.J.WALLACE ENTERPRISES, INC. | BA | Male | \$275,761 | \$39,788 | \$235,972 |
| 9 | CA | HIRE G.I., LLC | BA | Male | \$17,964 | \$0 | \$17,964 |
| 9 | CA | COOPER, HERMOND DEAN | BA | Male | \$0 | \$0 | |
| 9 | CA | COOK & RUN INC. | BA | Female | \$14,976 | \$0 | \$14,976 |
| 9 | CA | SAUREN CONSTRUCTION AND ELECTRIC | BA | Male | \$0 | \$0 | |
| 9 | CA | RAILROAD CLEANERS | BA | Female | \$2,362,944 | \$0 | \$2,362,944 |
| 9 | CA | CSW FUNDING LLC | BA | Female | \$0 | \$0 | |
| 9 | CA | SAPIENT LOGIC, LLC | BA | Female | \$1,357,924 | \$1,357,924 | \$0 |
| 9 | CA | MILLENNIUM FRANCHISE GROUP, LLC | BA | Male | \$698,873 | \$0 | \$698,873 |
| 9 | CA | MANDATIC, INC. | BA | Male | \$0 | \$0 | |
| 9 | CA | SPOTSWOOD CONSULTING | BA | Male | \$0 | \$0 | |
| 9 | CA | B3 CONSTRUCTION, INC | BA | Male | \$5,691,776 | \$4,620,940 | \$1,070,836 |
| 9 | CA | SAILE TECHNOLOGIES | BA | Male | \$0 | \$0 | \$0 |
| 9 | CA | PRIME TECH CONSTRUCTION LLC | BA | Male | \$250,000 | \$0 | \$250,000 |
| 9 | CA | JLM STAFFING SOLUTIONS | BA | Female | \$841,056 | \$0 | \$841,056 |
| 9 | CA | PASSERINE | BA | Female | \$0 | \$0 | |
| 9 | CA | EXCELL QUALITY CONSTRUCTION INC. | BA | Male | \$0 | \$0 | |
| 9 | CA | ABAIR INC | BA | Male | \$73,199 | \$73,199 | \$0 |
| 9 | CA | EMPIRE ENGINEERING & CONSTRUCTION, INC. | BA | Male | \$0 | \$0 | |
| 9 | CA | SAN ANDRES, ALEX | HA | Male | \$0 | \$0 | |
| 9 | CA | DEL MAR ENVIRONMENTAL & CONSTRUCTION SERVICES INC. | HA | Male | \$7,402,299 | \$7,402,299 | \$0 |
| 9 | CA | FIRST CALL ELECTRIC, INC. | HA | Male | \$0 | \$0 | |
| 9 | CA | FASONE CONSTRUCTION, INC. | HA | Male | \$17,174,488 | \$5,018,151 | \$12,156,336 |
| 9 | CA | BULL FENCE INC | HA | Male | \$619,992 | \$619,992 | \$0 |
| 9 | CA | ENGINEERING SOLUTIONS & TECHNOLOGY APPLICATIONS CORP. | HA | Male | \$68,640 | \$0 | \$68,640 |
| 9 | CA | ADVANCED CONCRETE | HA | Male | \$0 | \$0 | |

FY 23 408 Report Appendix B

| | | | | | | | |
|---|----|--|----|--------|--------------|--------------|--------------|
| 9 | CA | TRIDANT SOLUTIONS, INC. | HA | Female | \$5,014,059 | \$3,703,542 | \$1,310,517 |
| 9 | CA | AD IMPROVEMENTS, INC. | HA | Male | \$0 | \$0 | |
| 9 | CA | AVLIS INTERNATIONAL INC | HA | Female | \$0 | \$0 | |
| 9 | CA | ALVAREZ AND SHAW INCORPORATED | HA | Male | \$0 | \$0 | |
| 9 | CA | LEGACY BUILDERS CONSTRUCTION, INC. | HA | Male | \$3,056,066 | \$3,056,066 | \$0 |
| 9 | CA | R3 PAINTING | HA | Male | \$0 | \$0 | |
| 9 | CA | CALIFORNIA PACIFIC BUILDERS CORPORATION | HA | Male | \$0 | \$0 | |
| 9 | CA | SIERRA PACIFIC FENCE, INC. | HA | Male | \$0 | \$0 | |
| 9 | CA | DESERT BUILDING & DESIGN, INC. | HA | Male | \$0 | \$0 | |
| 9 | CA | ACCESS GENERAL CONTRACTING, INC. | HA | Female | \$3,699,843 | \$0 | \$3,699,843 |
| 9 | CA | IRONLIFE INC. | HA | Male | \$0 | \$0 | |
| 9 | CA | DANIEL WAGNER CONSTRUCTION INC. | HA | Male | \$0 | \$0 | |
| 9 | CA | M & K GENERAL CONTRACTORS INC | HA | Female | \$999,030 | \$999,030 | \$0 |
| 9 | CA | SO CAL COMMUNICATIONS GROUP, INC. | HA | Female | \$0 | \$0 | |
| 9 | CA | SAN DIEGO GLOBAL KNOWLEDGE UNIVERSITY | HA | Male | \$0 | \$0 | |
| 9 | CA | ALTERNATIVE COATINGS SOLUTIONS INC | HA | Female | \$0 | \$0 | |
| 9 | CA | AC LOPEZ CONSTRUCTION, INC. | HA | Female | \$6,335,588 | \$0 | \$6,335,588 |
| 9 | CA | ADS CONSTRUCTION, INC. | HA | Male | \$0 | \$0 | |
| 9 | CA | GOLDEN STATE GRATING, INC. | HA | Male | \$0 | \$0 | |
| 9 | CA | PRIME DEVELOPMENT CORPORATION | HA | Male | \$0 | \$0 | |
| 9 | CA | AMPLE ELECTRIC, INC | HA | Male | \$424,185 | \$413,185 | \$11,000 |
| 9 | CA | MOTA, ADOLFO | HA | Male | \$0 | \$0 | |
| 9 | CA | GODINEZ, RUBEN | HA | Male | \$0 | \$0 | |
| 9 | CA | CUEST CORP. | HA | Male | \$82,814 | \$41,101 | \$41,713 |
| 9 | CA | ZNTH, INC. | HA | Male | \$315,040 | \$0 | \$315,040 |
| 9 | CA | DUWRIGHT CONSTRUCTION INC. | HA | Male | \$2,985,999 | \$2,985,999 | \$0 |
| 9 | CA | ACUITY TOTAL SOLUTIONS | HA | Female | \$4,620,247 | \$3,966,589 | \$653,657 |
| 9 | CA | INTEGRATED 8(A) SOLUTIONS, INC. | HA | Male | \$3,400,829 | \$0 | \$3,400,829 |
| 9 | CA | JIMENEZ MASONRY CONTRACTOR INC | HA | Male | \$967,793 | \$967,793 | \$0 |
| 9 | CA | OCS CONSTRUCTION SERVICES, INC. | HA | Male | \$20,925,890 | \$13,477,001 | \$7,448,888 |
| 9 | CA | JPS ENGINEERING CORP. | HA | Male | \$0 | \$0 | |
| 9 | CA | RAMIREZ, JEANETTE | HA | Female | \$862,662 | \$862,662 | \$0 |
| 9 | CA | CYNERGY PROFESSIONAL SYSTEMS LLC | HA | Female | \$83,997,555 | \$4,046,634 | \$79,950,921 |
| 9 | CA | ETICA, INC. | HA | Male | \$0 | \$0 | |
| 9 | CA | HERNANDEZ BUILDERS, INC. | HA | Male | \$3,330,169 | \$816,554 | \$2,513,615 |
| 9 | CA | ORTIZ GROUP, LLC, THE | HA | Male | \$0 | \$0 | \$0 |
| 9 | CA | EXQUADRUM, INC. | HA | Male | \$1,320,186 | \$0 | \$1,320,186 |
| 9 | CA | OFFICE DESIGN GROUP, INC. | HA | Male | \$4,300,909 | \$725,924 | \$3,574,985 |

FY 23 408 Report Appendix B

| | | | | | | | |
|---|----|--|----|--------|--------------|--------------|-------------|
| 9 | CA | CISCO CUSTOM ENGINEERING LLC | HA | Male | \$0 | \$0 | |
| 9 | CA | ZAPATA ARCHITECTS, INC. | HA | Male | \$0 | \$0 | |
| 9 | CA | BOB WALTERS JR. CONSTRUCTION INC. | HA | Male | \$0 | \$0 | \$0 |
| 9 | CA | R.C. ELECTRONICS INTERNATIONAL, INC. | HA | Male | \$0 | \$0 | |
| 9 | CA | PATTERSON TABER GENERAL ENGINEERING, INC. | HA | Male | \$0 | \$0 | |
| 9 | CA | MONTANO PIPELINE, INC. | HA | Male | \$296,080 | \$296,080 | \$0 |
| 9 | CA | RODRIGUEZ, PEDRO V | HA | Male | \$0 | \$0 | |
| 9 | CA | FEDVET CONSTRUCTION | HA | Male | \$13,343,871 | \$3,945,542 | \$9,398,329 |
| 9 | CA | TS GOVERNMENT SOLUTIONS, LLC | HA | Male | \$1,235,091 | \$289,160 | \$945,931 |
| 9 | CA | EXCEL CONCRETE CONSTRUCTION, INC. | HA | Male | \$2,344,391 | \$2,344,391 | \$0 |
| 9 | CA | QUINCON, INC. | HA | Male | \$788,459 | \$0 | \$788,459 |
| 9 | CA | ROB REYNOLDS CONSTRUCTION, INC | HA | Male | \$0 | \$0 | |
| 9 | CA | ALPHA COM SYSTEMS INC | HA | Male | \$0 | \$0 | |
| 9 | CA | POTTER, PAUL D. | HA | Male | \$503,531 | \$503,531 | \$0 |
| 9 | CA | LD SUPPLY, LLC | HA | Female | \$30,592 | \$0 | \$30,592 |
| 9 | CA | OAKWEST SERVICES, INC. | HA | Male | \$100,568 | \$0 | \$100,568 |
| 9 | CA | L & S DEVELOPMENT, INC. | HA | Female | \$0 | \$0 | |
| 9 | CA | LRM CONSULTING, INC. | HA | Female | \$0 | \$0 | |
| 9 | CA | G E A BUILDERS INC. | HA | Male | \$2,205,683 | \$2,205,683 | \$0 |
| 9 | CA | CRAZY JS CONCRETE INC | HA | Male | \$0 | \$0 | |
| 9 | CA | INTERIOR PLUS, INC. | HA | Male | \$4,490,461 | \$3,975,571 | \$514,890 |
| 9 | CA | J G CONTRACTING | HA | Male | \$20,083,192 | \$20,037,832 | \$45,360 |
| 9 | CA | STEELCORE ELECTRIC, INC. | HA | Male | \$0 | \$0 | |
| 9 | CA | ACC3 INTERNATIONAL INCORPORATED | HA | Male | \$15,187,359 | \$7,023,785 | \$8,163,574 |
| 9 | CA | BAINBRIDGE ENVIRONMENTAL CONSULTANTS, INC. | HA | Male | \$83,669 | \$83,669 | \$0 |
| 9 | CA | SEAMAIR CONSTRUCTION, INC. | HA | Male | \$2,032,706 | \$1,746,026 | \$286,680 |
| 9 | CA | CRONOS CONSULTING GROUP, INC. | HA | Male | \$416,197 | \$416,197 | \$0 |
| 9 | CA | SHORE SOLUTIONS, INC. | HA | Female | \$2,649,576 | \$1,417,909 | \$1,231,667 |
| 9 | CA | SPEEDWAY CONSTRUCTORS, INC. | HA | Female | \$0 | \$0 | |
| 9 | CA | ALANIZ ASSOCIATES CORP | HA | Male | \$3,288,743 | \$3,188,893 | \$99,850 |
| 9 | CA | HISPANISPACE LLC | HA | Male | \$1,111,203 | \$1,111,203 | \$0 |
| 9 | CA | SH MECHANICAL INC. | HA | Female | \$3,481,852 | \$2,976,194 | \$505,659 |
| 9 | CA | CREATIVE BUILDS CORPORATION | HA | Female | \$2,490,916 | \$2,263,683 | \$227,233 |
| 9 | CA | GUERRERO PROFESSIONAL SERVICES, INC. | HA | Male | \$4,117,274 | \$1,679,533 | \$2,437,741 |
| 9 | CA | ZEPOL PRODUCTIONS INC. | HA | Male | \$0 | \$0 | |
| 9 | CA | NEWPORT MANAGEMENT SERVICES, INC. | HA | Male | \$0 | \$0 | |
| 9 | CA | PRADHYUN MEDIA | HA | Male | \$0 | \$0 | |
| 9 | CA | EXCELLENCE PROFESSIONAL CLEANING INC | HA | Male | \$703,334 | \$545,915 | \$157,419 |
| 9 | CA | PERMON CONTRACTORS INC | HA | Male | \$10,513,912 | \$10,153,912 | \$360,000 |

FY 23 408 Report Appendix B

| | | | | | | | |
|---|----|---|----|--------|--------------|--------------|-------------|
| 9 | CA | HECTOR RUIZ ROJAS | HA | Male | \$184,990 | \$184,990 | \$0 |
| 9 | CA | RAC CONSTRUCTION & ENGINEERING, INC. | HA | Male | \$389,640 | \$0 | \$389,640 |
| 9 | CA | DURABLE COOL ROOFS, INC. | HA | Female | \$0 | \$0 | |
| 9 | CA | ZZ CONSTRUCTION INC | HA | Male | \$1,036,164 | \$791,164 | \$245,000 |
| 9 | CA | JCJ CHAVEZ CONSTRUCTION INCORPORATED | HA | Female | \$13,229 | \$0 | \$13,229 |
| 9 | CA | HOLLOWAY CONSTRUCTION, INC. | HA | Male | \$1,074,680 | \$1,074,680 | \$0 |
| 9 | CA | BILL MORRIS CONTRACTING INC. | HA | Male | \$0 | \$0 | |
| 9 | CA | V.C.I. VICTOR CONSTRUCTION, INC. | HA | Male | \$2,649,144 | \$1,654,716 | \$994,428 |
| 9 | CA | AMA DIVERSIFIED CONSTRUCTION GROUP | HA | Male | \$9,912,074 | \$7,729,309 | \$2,182,765 |
| 9 | CA | STATEWIDE STRIPES, INC. | HA | Male | \$2,484,930 | \$2,393,466 | \$91,464 |
| 9 | CA | RESONANTLOGIC, LLC | HA | Male | \$0 | \$0 | \$0 |
| 9 | CA | CECIL & CECIL ENTERPRISES, INC. | HA | Female | \$593,215 | \$593,215 | \$0 |
| 9 | CA | DE LA FUENTE CONSTRUCTION, INC. | HA | Male | \$5,552,454 | \$4,693,991 | \$858,463 |
| 9 | CA | J VOLLBRECHT CONSULTING INC | HA | Female | \$0 | \$0 | |
| 9 | CA | JAHNDA GROUP, LLC, THE | HA | Male | \$1,604,500 | \$247,555 | \$1,356,945 |
| 9 | CA | DIGITAL TECHNOLOGIES, INC. | HA | Male | \$1,916,689 | \$1,916,689 | \$0 |
| 9 | CA | MELGAR FACILITY MAINTENANCE LLC | HA | Male | \$24,780,156 | \$20,731,991 | \$4,048,165 |
| 9 | CA | BUAYA PACIFIC MANAGEMENT, LLC | HA | Male | \$0 | \$0 | |
| 9 | CA | CORBARA BUILDING GROUP CORPORATION | HA | Male | \$1,996,977 | \$1,674,615 | \$322,362 |
| 9 | CA | BEST MEDICAL ENTERPRISE | HA | Male | \$0 | \$0 | |
| 9 | CA | PROCUT LAWCARE, LLC | HA | Male | \$208,700 | \$208,700 | \$0 |
| 9 | CA | WEST KERN ENVIRONMENTAL CONSULTING, LLC | HA | Female | \$0 | \$0 | |
| 9 | CA | VET CON, LLC | HA | Female | \$25,510 | \$25,510 | \$0 |
| 9 | CA | APOLLO CONSTRUCTION COMPANY, INC. | HA | Male | \$1,465,954 | \$133,511 | \$1,332,443 |
| 9 | CA | PROJECT X ENGINEERS INC. | HA | Male | \$0 | \$0 | |
| 9 | CA | TERRA GROUP LANDSCAPE L.L.C. | HA | Male | \$0 | \$0 | |
| 9 | CA | REYCO ENGINEERING INC | HA | Male | \$309,561 | \$309,561 | \$0 |
| 9 | CA | PRO-CAL LIGHTING, INC. | HA | Male | \$0 | \$0 | |
| 9 | CA | PRIME CONTRACTING SERVICES INC | HA | Male | \$0 | \$0 | |
| 9 | CA | ABC CONSTRUCTORS, INC. | HA | Male | \$0 | \$0 | |
| 9 | CA | MOUR GROUP ENGINEERING + DESIGN, INC. | HA | Male | \$0 | \$0 | |
| 9 | CA | D2K TECHNOLOGIES | HA | Female | \$1,954,524 | \$0 | \$1,954,524 |
| 9 | CA | WEST COAST HEALTHY FOREST, LLC | HA | Male | \$3,484,653 | \$2,734,774 | \$749,879 |
| 9 | CA | VETPOWERED, LLC | HA | Male | \$195,000 | \$0 | \$195,000 |
| 9 | CA | AMS CONSULTING AND DESIGN. INC | HA | Female | \$789,949 | \$0 | \$789,949 |
| 9 | CA | BODAGGER ENTERPRISES, INC. | HA | Male | \$2,419,340 | \$2,419,340 | \$0 |

FY 23 408 Report Appendix B

| | | | | | | | |
|---|----|--|-----|--------|--------------|--------------|-------------|
| 9 | CA | JM CONSTRUCTION SERVICES INC. | HA | Male | \$11,761,228 | \$10,220,533 | \$1,540,695 |
| 9 | CA | COLORES PAINTING CO INC | HA | Male | \$5,000 | \$0 | \$5,000 |
| 9 | CA | TWINS GENERAL CONTRACTORS, INC. | HA | Male | \$699,243 | \$699,243 | \$0 |
| 9 | CA | COOK & SCHMID, LLC | HA | Male | \$0 | \$0 | |
| 9 | CA | STARBLAST, INC. | HA | Male | \$0 | \$0 | |
| 9 | CA | REYCOR, INC. | HA | Male | \$876,985 | \$405,794 | \$471,191 |
| 9 | CA | CONDOR SECURITY OF AMERICA, INC. | HA | Male | \$1,416,701 | \$1,330,485 | \$86,216 |
| 9 | CA | MARC PEREZ | HA | Male | \$0 | \$0 | |
| 9 | CA | ALFARO GENERAL ENGINEERING | HA | Male | \$2,233,489 | \$156,906 | \$2,076,583 |
| 9 | CA | QA CONSTRUCTORS INC. | HA | Male | \$0 | \$0 | |
| 9 | CA | GCJ INC. | HA | Female | \$3,147,509 | \$3,079,732 | \$67,777 |
| 9 | CA | LEGEND CONSTRUCTION AND PAINTING INC. | HA | Male | \$8,115,119 | \$6,822,444 | \$1,292,675 |
| 9 | CA | SPECIALTY CONSTRUCTORS SERVICES INC. | HA | Male | \$12,932 | \$0 | \$12,932 |
| 9 | CA | CODY M. STEVENS CONSTRUCTION, INC. | HA | Male | \$12,100,894 | \$6,751,240 | \$5,349,654 |
| 9 | CA | ATALA ECR | HA | Male | \$0 | \$0 | |
| 9 | CA | UNITED SUPPORT SERVICES, INC. | HA | Male | \$19,232,505 | \$16,396,361 | \$2,836,144 |
| 9 | CA | BAYSIDE ENGINEERING CONSTRUCTION INC. | HA | Male | (\$70,980) | (\$70,980) | \$0 |
| 9 | CA | REAL MODEL SOLUTIONS, INC. | HA | Male | \$1,121,571 | \$1,121,571 | \$0 |
| 9 | CA | GAMA CONTRACTING SERVICES, INC. | HA | Male | \$0 | \$0 | |
| 9 | CA | CONCIERGE FITNESS SAN DIEGO LLC | HA | Female | \$0 | \$0 | |
| 9 | CA | SGV ENTERPRISES, INC. | HA | Male | \$154,145 | \$0 | \$154,145 |
| 9 | CA | LEIVA, ADELSON | HA | Male | \$0 | \$0 | |
| 9 | CA | RAMIREZ, ANTONIO M | HA | Male | \$0 | \$0 | |
| 9 | CA | SENTIENT RESEARCH | HA | Male | \$726,898 | \$0 | \$726,898 |
| 9 | CA | ACRO DEVELOPMENT INC. | HA | Male | \$0 | \$0 | |
| 9 | CA | LEO'S A-C INC | HA | Female | \$0 | \$0 | |
| 9 | CA | EMPLOYERS CHOICE ONLINE, INC. | HA | Male | \$65,880 | \$0 | \$65,880 |
| 9 | CA | ROD TRANSPORT INC | HA | Male | \$8,599,398 | \$1,419,549 | \$7,179,849 |
| 9 | CA | ECO MAINTENANCE SOLUTIONS | HA | Male | \$741,898 | \$741,898 | \$0 |
| 9 | CA | T & B PAINTING COMPANY | HA | Female | \$1,610,978 | \$1,591,841 | \$19,137 |
| 9 | CA | MACHADO BROS INC | HA | Male | \$1,044,144 | \$43,434 | \$1,000,710 |
| 9 | CA | RIVET OPERATIONS COMPANY LLC | NHO | N/A | \$23,081,714 | \$22,376,364 | \$705,350 |
| 9 | CA | ADELANTO GROUP INC. | NHO | Entity | \$0 | \$0 | |
| 9 | CA | AKAMAI INTELLIGENCE LLC | NHO | Male | \$0 | \$0 | |
| 9 | CA | SHARETTE INC. | NA | Male | \$0 | \$0 | |
| 9 | CA | FMF PANDION | NA | Male | \$317,171 | \$31,322 | \$285,849 |
| 9 | CA | RCI ASSOCIATES | NA | Male | \$0 | \$0 | |
| 9 | CA | GOUIN CONSTRUCTION & DEVELOPMENT, INC. | NA | Male | \$0 | \$0 | \$0 |
| 9 | CA | JAMES FLETCHER CONSTRUCTION, INC. | NA | Male | \$2,757,991 | \$2,757,991 | \$0 |
| 9 | CA | ATW CONSTRUCTION, INC. | NA | Male | \$2,674,772 | \$1,966,693 | \$708,079 |

FY 23 408 Report Appendix B

| | | | | | | | |
|---|----|---|----|--------|--------------|--------------|-------------|
| 9 | CA | NEWA ENTERPRISES, INC. | NA | Male | \$0 | \$0 | |
| 9 | CA | GAPA INTERNATIONAL LLC | NA | Male | \$0 | \$0 | \$0 |
| 9 | CA | BARKLEY ANDROSS CORP. | NA | Female | \$6,744,496 | \$5,137,217 | \$1,607,279 |
| 9 | CA | WORTHY, BRIAN D | NA | Male | \$42,536 | \$0 | \$42,536 |
| 9 | CA | WHITE BEAR CONSTRUCTION, INC. | NA | Female | \$8,660,295 | \$8,659,093 | \$1,202 |
| 9 | CA | STRUCT ONE ENGINEERING & CONSTRUCTION CORP. | NA | Male | \$0 | \$0 | |
| 9 | CA | RED RIVER RESOURCES, LLC | NA | Female | \$20,415,537 | \$12,796,921 | \$7,618,616 |
| 9 | CA | HIS DESIGN PLANNING AND DRAFTING SERVICE | NA | Male | \$366,045 | \$0 | \$366,045 |
| 9 | CA | ALLEN GILL CONSTRUCTION, INC. | NA | Male | \$1,245,270 | \$1,095,395 | \$149,875 |
| 9 | CA | INTERSTATE DRYWALL INC | NA | Male | \$0 | \$0 | |
| 9 | CA | HUMAN SOLUTIONS LLC | NA | Female | \$0 | \$0 | |
| 9 | CA | WENNER, CRAIG JEFFERY | NA | Male | \$0 | \$0 | |
| 9 | CA | TRINITY BUILDERS LLC | NA | Male | \$52,929 | \$0 | \$52,929 |
| 9 | CA | MARKETING MAVEN PUBLIC RELATIONS, INC. | NA | Female | \$0 | \$0 | |
| 9 | CA | SIERRA COMMUNICATIONS & CONSTRUCTION INC. | NA | Male | \$767,818 | \$571,722 | \$196,096 |
| 9 | CA | GLOBAL SECURITY MANAGEMENT AGENCY, INC. | NA | Male | \$11,714,201 | \$11,456,883 | \$257,319 |
| 9 | CA | J COTA FORESTRY | NA | Female | \$16,720 | \$16,720 | \$0 |
| 9 | CA | ALOHA CONSTRUCTION SERVICES, INC. | NA | N/A | \$2,624,169 | \$2,624,169 | \$0 |
| 9 | CA | CLEAR CLOUD SOLUTIONS INC. | NA | Male | \$54,919 | \$0 | \$54,919 |
| 9 | CA | ROSS ENGINEERING GROUP INC. | NA | Male | \$0 | \$0 | |
| 9 | CA | C.R. GRADING AND EQUIPMENT | NA | Male | \$0 | \$0 | |
| 9 | CA | VIRGIL D LONG | NA | Male | \$0 | \$0 | |
| 9 | CA | DBR INVESTMENTS, INC. | NA | Male | \$1,969,641 | \$1,925,801 | \$43,840 |
| 9 | CA | MOUNTAIN METHODS, INC. | NA | Male | \$2,417,843 | \$2,414,523 | \$3,321 |
| 9 | CA | CV INDUSTRIAL CORP. | NA | Male | \$0 | \$0 | |
| 9 | CA | W C DRILLING INC | NA | Female | \$0 | \$0 | |
| 9 | CA | MATERIAL ACQUISITION SERVICES, INC. | NA | Female | \$0 | \$0 | |
| 9 | CA | PETERSON GRADING & PAVING, INC. | NA | Male | \$0 | \$0 | |
| 9 | CA | APPLIED REMEDIAL TECHNOLOGIES, INC. | SA | Male | \$0 | \$0 | |
| 9 | CA | DILTEX, INC. | SA | Female | \$5,233,141 | \$3,220,140 | \$2,013,002 |
| 9 | CA | STUDIOPI2 INC. | SA | Female | \$0 | \$0 | \$0 |
| 9 | CA | MURTI, LLC | SA | Female | \$0 | \$0 | |
| 9 | CA | NORTH STAR GOVERNMENT SERVICES | SA | Female | \$3,774,711 | \$2,846,549 | \$928,162 |
| 9 | CA | H2S ENGINEERS INC. | SA | Female | \$0 | \$0 | |
| 9 | CA | TELLUS SOLUTIONS, INC. | SA | Female | \$0 | \$0 | |
| 9 | CA | QUANTUM VENTURA INC. | SA | Male | \$1,116,487 | \$0 | \$1,116,487 |
| 9 | CA | STEP AHEAD SOLUTIONS, INC. | SA | Female | \$0 | \$0 | \$0 |
| 9 | CA | DATA SURGE LLC | SA | Female | \$0 | \$0 | |
| 9 | CA | ANVIL BUILDERS INC | SA | Male | \$726,347 | \$0 | \$726,347 |
| 9 | CA | FEDERAL SOLUTIONS GROUP | SA | Female | \$0 | \$0 | |
| 9 | CA | GLOBAL EDGE HBS INC | SA | Female | \$75,478 | \$75,478 | \$0 |

FY 23 408 Report Appendix B

| | | | | | | | |
|---|----|-------------------------------------|---------|--------|--------------|--------------|--------------|
| 9 | CA | STRIVE WELL-BEING, INC. | SA | Male | \$44,437 | \$152,790 | (\$108,353) |
| 9 | CA | FIVESTAR RUBBER STAMP ETC., INC. | SA | Female | \$0 | \$0 | |
| 9 | CA | MYRATECH SOLUTIONS, LLC. | SA | Female | \$0 | \$0 | \$0 |
| 9 | CA | SAROJ INTERNATIONAL, INC. | SA | Male | \$0 | \$0 | |
| 9 | CA | VINIT JOSHI D.D.S., INC. | SA | Male | \$0 | \$0 | |
| 9 | CA | TSI ENGINEERING, INC. | SA | Male | \$7,950,591 | \$0 | \$7,950,591 |
| 9 | CA | ALTECH SOLUTIONS, LLC | SA | Male | \$0 | \$0 | |
| 9 | CA | SHARMA, JAIDEEP | SA | Male | \$0 | \$0 | |
| 9 | CA | RADINNOVA INC. | SA | Male | \$0 | \$0 | |
| 9 | CA | DT PROFESSIONAL SERVICES LLC | SA | Male | \$10,931,936 | \$5,046,168 | \$5,885,768 |
| 9 | CA | AMCON CONSTRUCTION, INC. | SA | Male | \$6,063,401 | \$6,063,401 | \$0 |
| 9 | CA | BPM ADVISORS LLC | SA | Male | \$0 | \$0 | |
| 9 | CA | CYBERMACK ENTERPRISES, INC. | SA | Male | \$0 | \$0 | |
| 9 | CA | CONSULTINGWHIZ LLC | SA | Male | \$0 | \$0 | |
| 9 | CA | INSIGHT EXAMINATION SERVICES, INC. | SA | Male | \$0 | \$0 | \$0 |
| 9 | CA | ASSOCIATED SPOT WELDERS INC | SA | Male | \$2,917,116 | \$2,474,914 | \$442,201 |
| 9 | CA | VISUALCALC INC | SA | Male | \$0 | \$0 | \$0 |
| 9 | CA | VNUIT LLC | SA | Female | \$42,440 | \$0 | \$42,440 |
| 9 | CA | MORA CONSULTANTS LLC | SA | Female | \$3,372,554 | \$2,442,924 | \$929,631 |
| 9 | CA | AMICK BROWN, LLC | SA | Female | \$0 | \$0 | \$0 |
| 9 | CA | INDUS GENERAL INC. | SA | Female | \$0 | \$0 | \$0 |
| 9 | CA | 24HRC | SA | Male | \$1,648,421 | \$1,648,421 | \$0 |
| 9 | CA | MICHAEL FLOORING, INC. | SA | Male | \$0 | \$0 | |
| 9 | CA | ADVANCED LAN TECHS INC | SA | Male | \$1,948,914 | \$1,948,914 | \$0 |
| 9 | CA | BIRDI & ASSOCIATES, INC. | SA | Male | \$1,401,527 | \$383,510 | \$1,018,017 |
| 9 | CA | WFM FACILITIES MANAGEMENT, INC. | SA | Female | \$0 | \$0 | |
| 9 | CA | PUNDIR GROUP, INC. | SA | Male | \$14,118,175 | \$2,830,695 | \$11,287,479 |
| 9 | CA | "MIBURA, INC." | SA | Male | \$0 | \$0 | |
| 9 | CA | GLOBAL GEO ENGINEERING INC | SA | Male | \$0 | \$0 | |
| 9 | CA | POLYTECHNIQUE ENVIRONMENTAL, INC. | SA | Female | \$0 | \$0 | |
| 9 | CA | RKG TECHNOLOGIES INC | SA | Female | \$0 | \$0 | |
| 9 | CA | RACHEL K GROUP | SA | Female | \$0 | \$0 | |
| 9 | CA | R-MO LLC | SA | Female | \$0 | \$0 | |
| 9 | CA | RADIAN SOLUTIONS, LLC | SA | Male | \$0 | \$0 | \$0 |
| 9 | CA | URBANA PRESERVATION & PLANNING, LLC | Unknown | Female | \$0 | \$0 | |
| 9 | CA | W E S T DEVELOPMENT, INC. | Unknown | Male | \$8,838,841 | \$7,254,985 | \$1,583,856 |
| 9 | CA | LA JOLLA LOGIC | Unknown | Female | \$2,550,583 | \$328,440 | \$2,222,144 |
| 9 | CA | WORKSTERS INC | Unknown | Female | \$0 | \$0 | \$0 |
| 9 | CA | US COMFORT BUILDING SERVICES | Unknown | Male | \$0 | \$0 | |
| 9 | CA | KEISH ENVIRONMENTAL, PC | Unknown | Female | \$0 | \$0 | \$0 |
| 9 | CA | BOUDREAU ASSOCIATES LLC | Unknown | Female | \$1,303,931 | \$0 | \$1,303,931 |
| 9 | CA | LAURA KAY DUNBAR, INC. | Unknown | Female | \$0 | \$0 | |
| 9 | CA | A3 PRO WEST, INC. | Unknown | Female | \$1,565,877 | \$1,556,177 | \$9,700 |
| 9 | CA | WRIGHT GENERAL CONTRACTING, INC. | Unknown | Female | \$0 | \$0 | |
| 9 | CA | CM CONSTRUCTION SERVICES, INC. | Unknown | Female | \$25,179,207 | \$20,018,108 | \$5,161,100 |

FY 23 408 Report Appendix B

| | | | | | | | |
|---|----|---|---------|--------|--------------|--------------|--------------|
| 9 | CA | CRAIG CONSULTANTS, INC. | Unknown | Female | \$0 | \$0 | |
| 9 | CA | TRUSSWORKS, INC. | Unknown | Female | \$14,109,026 | \$7,139,805 | \$6,969,221 |
| 9 | CA | USMILCOM, INC. | Unknown | Male | \$1,341,831 | \$1,253,195 | \$88,636 |
| 9 | CA | LORIMAR GROUP, INC. | Unknown | Male | \$55,580 | \$13,199 | \$42,381 |
| 9 | CA | CONSTANT AND ASSOCIATES, INC. | Unknown | Female | \$570,197 | \$289,317 | \$280,880 |
| 9 | CA | PARADIGM MECHANICAL CORP. | Unknown | Male | \$15,713,667 | \$2,745,659 | \$12,968,008 |
| 9 | CA | IRONWOOD COMMERCIAL BUILDERS INC | Unknown | | \$18,435,799 | \$7,686,948 | \$10,748,852 |
| 9 | CA | A & S ENGINEERS INC. | Unknown | Female | \$0 | \$0 | |
| 9 | CA | ATWOOD HAY INCORPORATED | Unknown | Male | \$674,755 | \$0 | \$674,755 |
| 9 | CA | EXPEDITIONARY TECHNICAL SOLUTIONS, INCORPORATED | Unknown | Female | \$3,811,469 | \$0 | \$3,811,469 |
| 9 | CA | MX CONSTRUCTION, INC. | Unknown | Female | \$13,536,571 | \$6,674,517 | \$6,862,054 |
| 9 | HI | AMETHYST BUILDERS LLC | AP | Female | \$5,173,209 | \$4,443,174 | \$730,035 |
| 9 | HI | INTEGRATED FACILITY SERVICES HAWAII INC. | AP | Female | \$0 | \$0 | |
| 9 | HI | AYKO GROUP LLC | AP | Male | \$3,239,953 | \$2,735,096 | \$504,857 |
| 9 | HI | PROSIS HAWAII, LLC | AP | Female | \$2,375,774 | \$2,204,065 | \$171,709 |
| 9 | HI | GMB, INC. | AP | Male | \$10,977,395 | \$10,948,102 | \$29,293 |
| 9 | HI | POWER CONSTRUCTORS LLC | AP | Male | \$311,828 | \$311,828 | \$0 |
| 9 | HI | A JEWELL SOLUTIONS LLC | AP | Female | \$0 | \$0 | |
| 9 | HI | MINATOISHI PALUMBO ARCHITECTS, INC. | AP | Female | \$1,050,621 | \$0 | \$1,050,621 |
| 9 | HI | GC ASSOCIATES USA, LLC | AP | Male | \$10,814,666 | \$3,867,068 | \$6,947,598 |
| 9 | HI | CONFLUENCE CORPORATION | AP | Male | \$16,146,174 | \$59,132 | \$16,087,042 |
| 9 | HI | Maka Construction LLC | AP | Male | \$0 | \$0 | |
| 9 | HI | HAMASAKI CONSTRUCTION LLC | AP | Male | \$1,397,928 | \$1,397,928 | \$0 |
| 9 | HI | SOLOMON RESOURCES, LLC | AP | Male | (\$256,552) | (\$256,552) | \$0 |
| 9 | HI | REVACOMM, INC. | AP | Male | \$51,676,904 | \$530,741 | \$51,146,163 |
| 9 | HI | OAHU SEALCOATING & PAVING, LLC | AP | Female | \$192,539 | \$192,539 | \$0 |
| 9 | HI | NEXUS CONSULTING GROUP LLC | AP | Male | \$0 | \$0 | \$0 |
| 9 | HI | M. OKAMURA CONTRACTOR, INC. | AP | Male | \$149,115 | \$149,115 | \$0 |
| 9 | HI | NEXT CONSTRUCTION, INC. | AP | Female | \$0 | \$0 | \$0 |
| 9 | HI | O & E MATIAS ELECTRICAL SERVICE LLC | AP | Male | \$423,262 | \$423,262 | \$0 |
| 9 | HI | R&I CONSTRUCTION, INC. | AP | Male | \$28,019,253 | \$16,766,820 | \$11,252,433 |
| 9 | HI | DYNAMIC PLANNING & RESPONSE LLC | AP | Male | \$4,880,297 | \$3,679,683 | \$1,200,614 |
| 9 | HI | MASHIMA ELECTRIC, LLC | AP | Female | \$184,099 | \$184,099 | \$0 |
| 9 | HI | SOK SU INC | AP | Male | \$0 | \$0 | |
| 9 | HI | SASAKI PAINTING & SERVICES LLC | AP | Male | \$394,084 | \$394,084 | \$0 |
| 9 | HI | JBA CONSTRUCTION LLC | AP | Male | \$4,871,843 | \$4,871,843 | \$0 |
| 9 | HI | VERSATILE LLC | AP | Male | \$0 | \$0 | |
| 9 | HI | ZANE AND ASSOCIATES, LLC | AP | Male | \$14,232 | \$14,232 | \$0 |
| 9 | HI | ALOHA AINA CONSTRUCTION LLC | AP | Male | \$0 | \$0 | |
| 9 | HI | KK CONSTRUCTION LLC. | AP | Male | \$208,241 | \$0 | \$208,241 |
| 9 | HI | ALOHA SYSTEMS INC. | BA | Female | \$58,865 | \$0 | \$58,865 |
| 9 | HI | MODTECH SOLUTIONS LLC | HA | Male | \$1,299,312 | \$693,564 | \$605,748 |
| 9 | HI | HAPA LANDSCAPING LLC | HA | Male | \$0 | \$0 | |

FY 23 408 Report Appendix B

| | | | | | | | |
|---|----|--|-----|--------|--------------|--------------|--------------|
| 9 | HI | JHL INTEGRATIONS INC. | HA | Male | \$81,245 | \$81,245 | \$0 |
| 9 | HI | JLV INTEGRATION TECHNOLOGIES LLC | NHO | Entity | \$1,453,052 | \$1,453,052 | \$0 |
| 9 | HI | LAWELAWA TRAINING SERVICES, INC | NHO | Entity | \$0 | \$0 | |
| 9 | HI | ALAKA'I SERVICES GROUP INC. | NHO | Entity | \$2,314,308 | \$2,314,308 | \$0 |
| 9 | HI | LAWELAWA DEFENSE, INC. | NHO | Entity | \$1,999,992 | \$1,999,992 | \$0 |
| 9 | HI | HAWAII 5-0 DEVELOPMENT CONSTRUCTION & MAINTENANCE, INC | NHO | Entity | \$0 | \$0 | |
| 9 | HI | ULU HI-TECH, INC. | NHO | Entity | \$0 | \$0 | |
| 9 | HI | SYNERGY PARTNERS LLC | NHO | Entity | \$985,402 | \$985,402 | \$0 |
| 9 | HI | FIVE THREE TWO THREE CONCEPTS LLC | NHO | Entity | \$4,837,052 | \$4,837,052 | \$0 |
| 9 | HI | CASCADE SORBENT PRODUCTS INC. | NHO | N/A | \$4,551,103 | \$4,551,103 | \$0 |
| 9 | HI | LAWELAWA LEGACY INC. | NHO | Entity | \$0 | \$0 | |
| 9 | HI | KAIHONUA, LLC | NHO | N/A | \$22,135,601 | \$22,133,101 | \$2,500 |
| 9 | HI | MANOA RESOURCES LLC | NHO | Entity | \$0 | \$0 | |
| 9 | HI | HUI HULIAU TECHNOLOGY SERVICES LLC | NHO | Entity | \$46,874,401 | \$46,874,401 | \$0 |
| 9 | HI | D7 LLC | NHO | | \$97,971,402 | \$85,453,599 | \$12,517,803 |
| 9 | HI | GALAPAGOS FEDERAL SYSTEMS LLC | NHO | Entity | \$44,703,700 | \$23,293,581 | \$21,410,119 |
| 9 | HI | MANO LANI LLC | NHO | Entity | \$3,395,357 | \$3,386,128 | \$9,229 |
| 9 | HI | LAWELAWA TECHNOLOGY SERVICES, INC | NHO | Entity | \$24,584,276 | \$24,584,276 | \$0 |
| 9 | HI | KAULA AE LLC | NHO | Entity | \$1,069,429 | \$395,088 | \$674,341 |
| 9 | HI | POHAKU PACIFIC LLC | NHO | Entity | \$8,591,207 | \$8,336,089 | \$255,118 |
| 9 | HI | HANA ENTERPRISES, INC. | NHO | N/A | \$3,623,770 | \$3,154,900 | \$468,870 |
| 9 | HI | NIPOA STANDARD LLC | NHO | Entity | \$0 | \$0 | |
| 9 | HI | GY6 LLC | NHO | Entity | \$0 | \$0 | |
| 9 | HI | DAWSON ENTERPRISES, LLC | NHO | N/A | \$95,150,698 | \$37,135,703 | \$58,014,995 |
| 9 | HI | PACIFIC TECHNOLOGIES AND SOLUTIONS, LLC | NHO | Entity | \$2,226,524 | \$0 | \$2,226,524 |
| 9 | HI | KA'ANANI'AU, LLC | NHO | N/A | \$0 | \$0 | |
| 9 | HI | ISLAND EMPIRE TECHNOLOGY SYSTEMS LLC | NHO | Entity | \$4,409,661 | \$0 | \$4,409,661 |
| 9 | HI | GSI HAWAII INC. | NHO | Entity | \$5,122,157 | \$5,122,157 | \$0 |
| 9 | HI | HANA INDUSTRIES, INC. | NHO | Male | \$39,660,960 | \$33,619,873 | \$6,041,087 |
| 9 | HI | AKAHI ASSOCIATES, LLC | NHO | N/A | \$10,786,847 | \$10,786,847 | \$0 |
| 9 | HI | KAKO'O SERVICES LLC | NHO | Entity | \$284,376 | \$284,376 | \$0 |
| 9 | HI | DATA ANALYTICS AND IT SYSTEMS CORPORATION | NHO | Entity | \$2,169 | \$0 | \$2,169 |
| 9 | HI | KULIA LLC | NHO | Entity | \$0 | \$0 | |
| 9 | HI | KAOHIAI ELECTRICAL CONTRACTING LLC | NA | Male | \$0 | \$0 | |
| 9 | HI | RELIANT TRUCKING INCORPORATED | NA | N/A | (\$14,392) | (\$14,392) | \$0 |
| 9 | HI | SHARON ZAMBO-FAN & ASSOCIATES, INC. | NA | Female | \$995,635 | \$995,635 | \$0 |
| 9 | HI | THE KALAIMOKU GROUP INC | NA | Male | \$253,481 | \$0 | \$253,481 |

FY 23 408 Report Appendix B

| | | | | | | | |
|----|----|--|---------|--------|--------------|--------------|--------------|
| 9 | HI | SURECAN LLC | NA | Male | \$2,033,821 | \$1,725,943 | \$307,878 |
| 9 | HI | INTEGRITY SERVICES, LLC | NA | Male | \$0 | \$0 | |
| 9 | HI | KA'ALA SYSTEMS TECHNOLOGY CORPORATION | NA | Male | \$9,937,714 | \$9,123,101 | \$814,613 |
| 9 | HI | KALAKOA PAINTING LLC | NA | Male | \$0 | \$0 | |
| 9 | HI | GOLDWINGS SUPPLY SERVICE, INC. | NA | Female | \$2,901,005 | \$83,161 | \$2,817,844 |
| 9 | HI | KALVIO INC. | NA | Male | \$55,983 | \$55,983 | \$0 |
| 9 | HI | HOILINA RANCH, LLC | NA | Male | \$6,000 | \$0 | \$6,000 |
| 9 | HI | DM RESOURCES LLC | Unknown | Female | \$1,495,582 | \$1,495,582 | \$0 |
| 9 | HI | INTEGRATED SECURITY TECHNOLOGIES INC. | Unknown | Female | \$3,722,640 | \$2,886,435 | \$836,205 |
| 9 | NV | MIWOK CONSTRUCTION LLC | AIT | N/A | \$23,387,236 | \$21,528,255 | \$1,858,981 |
| 9 | NV | PUYENPA CONSTRUCTION LLC | AIT | Entity | \$26,250,027 | \$24,793,767 | \$1,456,259 |
| 9 | NV | PUYENPA TECHNOLOGIES LLC | AIT | Entity | \$984,500 | \$949,787 | \$34,713 |
| 9 | NV | SIEGEL GROUP LLC, THE | AP | Male | \$8,009,211 | \$6,800,087 | \$1,209,124 |
| 9 | NV | T3I SOLUTIONS, LLC | AP | Male | \$2,342,157 | \$1,767,452 | \$574,705 |
| 9 | NV | SECURED IT SOLUTIONS LLC | AP | Female | \$0 | \$0 | |
| 9 | NV | ACCOMPLICES LLC | AP | Female | \$2,154,093 | \$0 | \$2,154,093 |
| 9 | NV | FAITH VISION INC | BA | Male | \$0 | \$0 | |
| 9 | NV | ECF DATA LLC | BA | Male | \$0 | \$0 | \$0 |
| 9 | NV | SOUTHERN CONSOLIDATED HOLDINGS LLC | BA | Female | \$24,656 | \$0 | \$24,656 |
| 9 | NV | TRIPLETT CPA FIRM, PLLC | BA | Male | \$0 | \$0 | |
| 9 | NV | C & C HEALTH CARE SERVICES LIMITED LIABILITY COMPANY | BA | Male | \$0 | \$0 | |
| 9 | NV | MY NEXT CAREER PATH STAFFING, LLC | BA | Male | \$5,012,990 | \$5,012,990 | \$0 |
| 9 | NV | WEDLOW MAINTENANCE, INC. | BA | Male | \$12,600 | \$0 | \$12,600 |
| 9 | NV | MYS LLC | BA | Female | \$0 | \$0 | |
| 9 | NV | LIRA ELECTRIC LLC | HA | Male | \$3,501,805 | \$1,499,567 | \$2,002,239 |
| 9 | NV | CMMCM LLC | HA | Male | \$0 | \$0 | |
| 9 | NV | RENO/TAHOE REALTY GROUP, LLC | HA | Female | \$0 | \$0 | |
| 9 | NV | PACIFIC FORCE CONSULTING GROUP LLC | HA | Male | \$0 | \$0 | |
| 9 | NV | DP CONSTRUCTION, LLC | HA | Female | \$0 | \$0 | |
| 9 | NV | MILLER ELECTRIC COMPANY INC. | HA | Male | \$13,728,125 | \$1,186,268 | \$12,541,858 |
| 9 | NV | ARRIOLA CONSULTING & INSPECTIONS, LLC | HA | Male | \$779,427 | \$779,427 | \$0 |
| 9 | NV | JJD NORTH AMERICA, INC. | HA | Male | \$0 | \$0 | |
| 9 | NV | CONNECTORS PLUS, LLC | HA | Female | \$1,867,508 | \$20,642 | \$1,846,865 |
| 9 | NV | S&B CHRIST CONSULTING, LLC | HA | Female | \$3,994,315 | \$1,384,003 | \$2,610,313 |
| 9 | NV | DISRUPTIVE SSL INC | HA | Male | \$0 | \$0 | |
| 9 | NV | NAVANCIO LLC | NA | Male | \$6,889,657 | \$60,930 | \$6,828,726 |
| 9 | NV | GLOBAL INVESTIGATIVE & MANAGEMENT SOLUTIONS LLC | Unknown | Male | \$0 | \$0 | |
| 9 | NV | AETOTECH LLC | Unknown | Female | \$2,812,080 | \$2,812,080 | \$0 |
| 10 | AK | KIRA SERVICES LLC | AIT | Entity | \$0 | \$0 | |
| 10 | AK | AWALIX, LLC | AIT | Entity | \$142,672 | \$0 | \$142,672 |
| 10 | AK | COHO CONSTRUCTION MANAGEMENT, LLC | AIT | Entity | \$11,046,555 | \$9,858,980 | \$1,187,575 |

FY 23 408 Report Appendix B

| | | | | | | | |
|----|----|--|-----|--------|--------------|--------------|--------------|
| 10 | AK | COHO INTEGRATED SOLUTIONS, LLC | AIT | Entity | \$40,980 | \$40,980 | \$0 |
| 10 | AK | RECON INDUSTRIAL, LLC | AIT | Entity | \$0 | \$0 | |
| 10 | AK | COHO CONSULTING GROUP, LLC | AIT | Entity | \$7,006,627 | \$1,130,318 | \$5,876,309 |
| 10 | AK | TUYAN, LLC | AIT | Entity | \$3,366,677 | \$3,366,677 | \$0 |
| 10 | AK | MIDNIGHT SUN AUS, LLC | ANC | Entity | \$11,826,081 | \$11,074,120 | \$751,961 |
| 10 | AK | CCI FACILITY SUPPORT SERVICES LLC | ANC | Entity | \$14,832,953 | \$9,975,146 | \$4,857,807 |
| 10 | AK | ARCTIC INFORMATION TECHNOLOGY, INC | ANC | N/A | \$19,915,427 | \$19,372,436 | \$542,991 |
| 10 | AK | CHENEGA SYSTEMS, LLC | ANC | Entity | \$0 | \$0 | |
| 10 | AK | BRISTOL PRIME CONTRACTORS, LLC | ANC | N/A | \$50,568,547 | \$35,417,622 | \$15,150,925 |
| 10 | AK | CHENEGA SECURITY INTERNATIONAL, LLC | ANC | N/A | \$29,884,546 | \$22,729,025 | \$7,155,521 |
| 10 | AK | MTNT CUSTODIAL SERVICES, LLC | ANC | Entity | \$287,296 | \$219,172 | \$68,124 |
| 10 | AK | TEYA MANAGEMENT SERVICES LLC | ANC | Entity | \$0 | \$0 | |
| 10 | AK | KCORP RELIANCE COMPANY, INC. | ANC | Entity | \$27,732,294 | \$27,282,294 | \$450,000 |
| 10 | AK | HUNATEK PROFESSIONAL SERVICES, LLC | ANC | Entity | \$1,077,879 | \$0 | \$1,077,879 |
| 10 | AK | TYONEK SERVICES OVERHAUL FACILITY - STENNIS, LLC | ANC | N/A | \$8,467,583 | \$8,467,583 | \$0 |
| 10 | AK | TANAQ TECHNICAL SERVICES LLC | ANC | Entity | \$245,668 | \$0 | \$245,668 |
| 10 | AK | SHEENJEK SERVICES INTERNATIONAL, LLC. | ANC | Entity | \$0 | \$0 | |
| 10 | AK | SHIELDS POINT, LLC | ANC | N/A | \$19,970,160 | \$19,970,160 | \$0 |
| 10 | AK | TDX POWER SERVICES, LLC | ANC | N/A | \$19,812,322 | \$4,043,273 | \$15,769,049 |
| 10 | AK | CHENEGA TRI-SERVICES, LLC | ANC | N/A | \$0 | \$0 | |
| 10 | AK | MALLARD DUCK BAY CONSTRUCTORS, LLC | ANC | Entity | \$0 | \$0 | |
| 10 | AK | ALASKA NORTHSTAR RESOURCES LLC | ANC | N/A | \$61,343,182 | \$49,847,663 | \$11,495,519 |
| 10 | AK | IMAQ TECHNOLOGY, LLC | ANC | Entity | \$1,631,928 | \$1,631,928 | \$0 |
| 10 | AK | CHENEGA RELIABLE SERVICES, LLC | ANC | Entity | \$17,574,971 | \$15,014,240 | \$2,560,731 |
| 10 | AK | CHUGACH TRAINING AND EDUCATIONAL SOLUTIONS, LLC | ANC | N/A | \$23,771,476 | \$11,024,931 | \$12,746,545 |
| 10 | AK | BRISTOL COMMUNICATION & POWER SYSTEMS, LLC | ANC | Entity | \$69,402 | \$69,402 | \$0 |
| 10 | AK | CHENEGA PROFESSIONAL & TECHNICAL SERVICES, LLC | ANC | N/A | \$42,888,418 | \$42,137,127 | \$751,291 |
| 10 | AK | CHENEGA DEFENSE & AEROSPACE SOLUTIONS, LLC | ANC | Entity | \$13,330,797 | \$10,531,934 | \$2,798,863 |
| 10 | AK | CCI FACILITY CONTRACTORS, LLC | ANC | Entity | \$19,091,309 | \$19,044,783 | \$46,526 |
| 10 | AK | KWAAN CONSULTING, LLC | ANC | Entity | \$5,326,031 | \$5,326,031 | \$0 |
| 10 | AK | BOREALIS ENTERPRISES LLC | ANC | Entity | \$49,875,724 | \$49,846,874 | \$28,850 |
| 10 | AK | TANAQ ENVIRONMENTAL, LLC | ANC | N/A | \$10,329,313 | \$10,329,313 | \$0 |
| 10 | AK | SUGPIAT DEFENSE, LLC | ANC | Entity | \$13,147,459 | \$13,147,459 | \$0 |
| 10 | AK | AHTNA INFRASTRUCTURE & TECHNOLOGIES, LLC | ANC | Entity | \$20,681,264 | \$15,894,389 | \$4,786,875 |
| 10 | AK | ALUTIIQ CAREER VENTURES, LLC | ANC | N/A | \$1,562,294 | \$1,562,294 | \$0 |
| 10 | AK | BETHEL BUILDERS LLC | ANC | N/A | \$0 | \$0 | |

FY 23 408 Report Appendix B

| | | | | | | | |
|----|----|--|-----|--------|---------------|---------------|--------------|
| 10 | AK | KAIYUH SERVICES, LLC | ANC | N/A | \$8,931,509 | \$8,909,385 | \$22,124 |
| 10 | AK | CHENEGA ENTERPRISE SYSTEMS & SOLUTIONS, LLC | ANC | N/A | \$0 | \$0 | |
| 10 | AK | KOMAN ECO SERVICES, LLC | ANC | Entity | \$0 | \$0 | |
| 10 | AK | LEISNOI DIVERSIFIED SERVICES, LLC | ANC | N/A | \$10,540,724 | \$543,904 | \$9,996,820 |
| 10 | AK | C2 ALASKA, LLC | ANC | Entity | \$56,811,108 | \$56,334,192 | \$476,916 |
| 10 | AK | SIX MILE, LLC | ANC | Entity | \$8,175,284 | \$5,841,711 | \$2,333,573 |
| 10 | AK | TEYA ENTERPRISES LLC | ANC | Entity | \$159,119,857 | \$136,576,718 | \$22,543,138 |
| 10 | AK | SUNITNA RIVER LLC | ANC | Entity | \$0 | \$0 | |
| 10 | AK | AHTNA INTEGRATED SERVICES, LLC | ANC | Entity | \$0 | \$0 | |
| 10 | AK | Builders Choice Modular, LLC | ANC | N/A | \$20,514,237 | \$20,514,237 | \$0 |
| 10 | AK | TDX INTERNATIONAL, LLC | ANC | Entity | \$0 | \$0 | |
| 10 | AK | AHTNA LOGISTICS, LLC | ANC | N/A | \$6,797,211 | \$2,795,744 | \$4,001,466 |
| 10 | AK | MTNT INTELLIGENCE SOLUTIONS, LLC | ANC | Entity | \$18,647,346 | \$18,647,346 | \$0 |
| 10 | AK | NAPAKIAK ENVIRONMENTAL AND CONSTRUCTION, LLC | ANC | N/A | \$0 | \$0 | |
| 10 | AK | RED PEAK TECHNICAL SERVICES, LLC | ANC | Entity | \$8,180,748 | \$7,872,161 | \$308,587 |
| 10 | AK | YUKON MANAGEMENT, LLC | ANC | Entity | \$17,272,548 | \$14,720,608 | \$2,551,941 |
| 10 | AK | HUNATEK SYSTEM SOLUTIONS, LLC | ANC | Entity | \$8,096,414 | \$3,296,333 | \$4,800,081 |
| 10 | AK | ALUTIIQ ESSENTIAL SERVICES, LLC | ANC | N/A | \$82,801,274 | \$53,692,656 | \$29,108,618 |
| 10 | AK | TOGIAK MANAGEMENT SERVICES, LLC | ANC | N/A | \$18,866,835 | \$16,332,284 | \$2,534,551 |
| 10 | AK | JADIN TECH LLC | ANC | Entity | \$4,531,562 | \$4,531,562 | \$0 |
| 10 | AK | BOLD CAPE INFORMATION TECHNOLOGIES LLC | ANC | Entity | \$0 | \$0 | |
| 10 | AK | MTNT TECHNICAL SERVICES, LLC | ANC | N/A | \$2,086,038 | \$1,993,518 | \$92,520 |
| 10 | AK | INTERNATIONAL DATA SYSTEMS, LLC | ANC | N/A | \$498,976 | \$498,976 | \$0 |
| 10 | AK | EKLUTNA CONSTRUCTION & MAINTENANCE, LLC | ANC | N/A | \$19,987,498 | \$18,735,617 | \$1,251,881 |
| 10 | AK | PATRICK CONSTRUCTORS LLC | ANC | Entity | \$13,512,277 | \$13,512,277 | \$0 |
| 10 | AK | CHUGACH CONSOLIDATED SOLUTIONS, LLC | ANC | N/A | \$36,049,018 | \$32,613,692 | \$3,435,326 |
| 10 | AK | CHENEGA SECURITY CALIFORNIA CORPORATION | ANC | Entity | \$2,784,350 | \$2,268,300 | \$516,050 |
| 10 | AK | TANAQ ENGINEERING & SUSTAINABILITY LLC | ANC | Entity | \$0 | \$0 | |
| 10 | AK | MIDNIGHT SUN PROFESSIONAL SOLUTIONS, LLC | ANC | Entity | \$0 | \$0 | |
| 10 | AK | CHENEGA SENTINEL 360, LLC | ANC | Entity | \$0 | \$0 | |
| 10 | AK | KONIAG IT SYSTEMS, LLC | ANC | Entity | \$10,728,675 | \$792,500 | \$9,936,175 |
| 10 | AK | UMYUAQ TECHNOLOGY, LLC | ANC | N/A | \$570,966 | \$570,966 | \$0 |
| 10 | AK | HOLITNA CONSTRUCTION, LLC | ANC | N/A | \$27,656,373 | \$13,658,391 | \$13,997,982 |
| 10 | AK | AKHI, LLC | ANC | N/A | \$2,682,068 | \$2,682,068 | \$0 |
| 10 | AK | LEISNOI PROFESSIONAL SERVICES, LLC | ANC | N/A | \$22,558,282 | \$5,342,181 | \$17,216,100 |

FY 23 408 Report Appendix B

| | | | | | | | |
|----|----|---|-----|--------|---------------|---------------|--------------|
| 10 | AK | OLGOONIK ENTERPRISES, LLC | ANC | N/A | \$42,299,672 | \$38,685,722 | \$3,613,950 |
| 10 | AK | BSX LLC | ANC | N/A | \$2,565,328 | \$2,565,328 | \$0 |
| 10 | AK | AURORA INDUSTRIES LLC | ANC | N/A | \$3,037,123 | \$3,037,123 | \$0 |
| 10 | AK | A.A.A. VALLEY GRAVEL, LLC | ANC | N/A | \$1,251,957 | \$1,251,957 | \$0 |
| 10 | AK | OLGOONIK GENERAL, LLC | ANC | Entity | \$36,298,735 | \$36,257,186 | \$41,549 |
| 10 | AK | GEONORTH INFORMATION SYSTEMS, LLC | ANC | N/A | \$2,474,939 | \$2,474,939 | \$0 |
| 10 | AK | MIDNIGHT SUN GLOBAL SERVICES, LLC | ANC | N/A | \$0 | \$0 | \$0 |
| 10 | AK | MALLARD DUCK BAY ENTERPRISES, LLC | ANC | N/A | \$1,400,639 | \$1,217,390 | \$183,248 |
| 10 | AK | MINTO GLOBAL, LLC | ANC | Entity | \$0 | \$0 | |
| 10 | AK | AMERICAN MARINE AND TECHNICAL SERVICES, LLC | ANC | N/A | \$0 | \$0 | |
| 10 | AK | PARAGON PROFESSIONAL SERVICES LLC | ANC | N/A | \$234,385,250 | \$134,972,171 | \$99,413,080 |
| 10 | AK | TANAQ CONSTRUCTION LLC | ANC | N/A | \$0 | \$0 | |
| 10 | AK | CAPE FOX FACILITIES SERVICES, LLC | ANC | N/A | \$958,375 | \$865,481 | \$92,894 |
| 10 | AK | TDX GLOBAL SOLUTIONS, LLC | ANC | N/A | \$169,455 | \$169,455 | \$0 |
| 10 | AK | BSET, LLC | ANC | N/A | \$26,438,056 | \$26,438,056 | \$0 |
| 10 | AK | BRISTOL ENVIRONMENTAL SOLUTIONS, LLC | ANC | Entity | \$18,358,957 | \$18,358,957 | \$0 |
| 10 | AK | TYONEK AIRCRAFT OVERHAUL, LLC | ANC | Entity | \$26,152,788 | \$26,152,788 | \$0 |
| 10 | AK | BERING STRAITS PROFESSIONAL SERVICES, LLC | ANC | Entity | \$0 | \$0 | |
| 10 | AK | TIKIGAQ FEDERAL SERVICES LLC | ANC | N/A | \$0 | \$0 | |
| 10 | AK | CYBERSTAR, LLC | ANC | Entity | \$21,545,403 | \$18,007,079 | \$3,538,324 |
| 10 | AK | GREAT NORTHERN ENGINEERING, LLC | ANC | Entity | \$0 | \$0 | |
| 10 | AK | UIC SCIENCE, LLC | ANC | N/A | \$4,214,770 | \$4,201,002 | \$13,768 |
| 10 | AK | KONIAG PROFESSIONAL SERVICES, LLC | ANC | Entity | \$19,375,375 | \$11,092,225 | \$8,283,150 |
| 10 | AK | CHUGACH TECHNICAL SOLUTIONS LLC | ANC | N/A | \$130,451,180 | \$82,712,209 | \$47,738,971 |
| 10 | AK | GC&E FEDERAL, LLC | ANC | Entity | \$0 | \$0 | \$0 |
| 10 | AK | AHTNA GLOBAL, LLC | ANC | N/A | \$35,212,362 | \$21,660,771 | \$13,551,591 |
| 10 | AK | TYONEK MACHINING AND FABRICATION, LLC | ANC | Entity | \$0 | \$0 | |
| 10 | AK | YUKON WEST DEFENSE TECHNOLOGIES LLC | ANC | Entity | \$0 | \$0 | |
| 10 | AK | QAYAQ MARINE TRANSPORTATION L.L.C. | ANC | N/A | \$0 | \$0 | |
| 10 | AK | SWIFT RIVER ENVIRONMENTAL SERVICES, LLC | ANC | N/A | \$0 | \$0 | |
| 10 | AK | OLGOONIK SUPPORT SERVICES, LLC | ANC | Entity | \$0 | \$0 | |
| 10 | AK | BETHEL ENGINEERING & CONSULTING LLC | ANC | Entity | \$6,285,830 | \$5,705,429 | \$580,400 |
| 10 | AK | BRICE SOLUTIONS, LLC | ANC | Entity | \$24,134,392 | \$11,531,803 | \$12,602,589 |

FY 23 408 Report Appendix B

| | | | | | | | |
|----|----|---|-----|--------|--------------|--------------|--------------|
| 10 | AK | CHENEGA ANALYTIC BUSINESS SOLUTIONS, LLC | ANC | Entity | \$46,869,276 | \$43,472,309 | \$3,396,967 |
| 10 | AK | CCI MECHANICAL, LLC | ANC | N/A | \$0 | \$0 | |
| 10 | AK | GOLDBELT APEX, LLC | ANC | Entity | \$26,884,867 | \$26,575,274 | \$309,593 |
| 10 | AK | BETHEL NUVUN LLC | ANC | Entity | \$0 | \$0 | |
| 10 | AK | PORT GRAHAM GOVERNMENT SOLUTIONS, LLC | ANC | N/A | \$647,731 | \$647,731 | \$0 |
| 10 | AK | TATITLEK GOVERNMENT SERVICES, INC. | ANC | Entity | \$2,744,708 | \$2,744,708 | \$0 |
| 10 | AK | KOMAN INTEGRATED SOLUTIONS, LLC | ANC | N/A | \$908,875 | \$793,457 | \$115,418 |
| 10 | AK | SUGPIAT GROUP, LLC | ANC | Entity | \$0 | \$0 | |
| 10 | AK | KONIAG DATA SOLUTIONS, LLC | ANC | Entity | \$50,823,752 | \$43,048,945 | \$7,774,807 |
| 10 | AK | CHUGACH SOLUTIONS ENTERPRISE, LLC | ANC | Entity | \$11,408,266 | \$11,408,266 | \$0 |
| 10 | AK | TANAQ GOVERNMENT SERVICES LLC | ANC | N/A | \$19,218,587 | \$16,818,685 | \$2,399,902 |
| 10 | AK | ALUTIIQ LOGISTICS & MAINTENANCE SERVICES, LLC | ANC | N/A | \$47,244,186 | \$20,018,613 | \$27,225,572 |
| 10 | AK | KOMAN CONSTRUCTION, LLC | ANC | N/A | \$62,384,677 | \$38,333,810 | \$24,050,867 |
| 10 | AK | ALUTIIQ GENERAL CONTRACTORS, LLC | ANC | N/A | \$61,006 | \$61,006 | \$0 |
| 10 | AK | ALUTIIQ CONSTRUCTION SERVICES, LLC | ANC | N/A | \$0 | \$0 | |
| 10 | AK | CHENEGA WORLDWIDE SUPPORT, LLC | ANC | N/A | \$10,810,658 | \$10,990,853 | (\$180,195) |
| 10 | AK | UIC SANATU, LLC | ANC | N/A | \$0 | \$0 | |
| 10 | AK | TATITLEK FEDERAL SERVICES, INC. | ANC | N/A | \$95,053,000 | \$72,275,930 | \$22,777,070 |
| 10 | AK | ANGAYUT, LLC | ANC | N/A | \$0 | \$0 | |
| 10 | AK | BRICE BUILDERS, LLC | ANC | N/A | \$50,675,627 | \$50,433,522 | \$242,105 |
| 10 | AK | ETOLIN STRAIT DEVELOPMENT GROUP LLC | ANC | N/A | \$0 | \$0 | |
| 10 | AK | BRICE CONSTRUCTION AND DESIGN LLC | ANC | Entity | \$16,605,424 | \$0 | \$16,605,424 |
| 10 | AK | RED POINT CONSTRUCTION, LLC | ANC | N/A | \$39,062,683 | \$38,117,950 | \$944,733 |
| 10 | AK | PACARCTIC LLC | ANC | N/A | \$48,362,941 | \$43,211,343 | \$5,151,598 |
| 10 | AK | CCI GENERAL CONTRACTORS, LLC | ANC | Entity | \$2,928,047 | \$2,928,047 | \$0 |
| 10 | AK | TEYA DIVERSIFIED SERVICES LLC | ANC | Entity | \$0 | \$0 | |
| 10 | AK | TDX QUALITY, LLC | ANC | N/A | \$2,778,307 | \$2,716,907 | \$61,400 |
| 10 | AK | BRISTOL BUILDING CONSTRUCTORS LLC | ANC | Entity | \$23,998,669 | \$23,998,669 | \$0 |
| 10 | AK | KOMAN ADVANTAGE, LLC | ANC | Entity | \$385,239 | \$207,515 | \$177,724 |
| 10 | AK | ASRC CONSULTING & ENVIRONMENTAL SERVICES, LLC | ANC | Entity | \$35,493,020 | \$0 | \$35,493,020 |
| 10 | AK | CORDOVA CENTRAL, LLC | ANC | N/A | \$4,908,479 | \$4,908,479 | \$0 |
| 10 | AK | AHTNA SOLUTIONS, LLC | ANC | Entity | \$14,267,925 | \$10,033,790 | \$4,234,136 |
| 10 | AK | VISTA INNOVATIVE SOLUTIONS, LLC | ANC | Entity | \$1,114,563 | \$1,114,563 | \$0 |
| 10 | AK | KONIAG INTEGRATION SOLUTIONS, LLC | ANC | Entity | \$3,489,477 | \$3,489,477 | \$0 |
| 10 | AK | HIGH BLUFF SERVICES, LLC | ANC | Entity | \$0 | \$0 | |

FY 23 408 Report Appendix B

| | | | | | | | |
|----|----|--|-----|--------|---------------|---------------|--------------|
| 10 | AK | CHITINA SUPPORT SERVICES, LLC | ANC | Entity | \$0 | \$0 | |
| 10 | AK | UMIAQ ENVIRONMENTAL, LLC | ANC | N/A | \$0 | \$0 | |
| 10 | AK | CP MARINE LLC | ANC | Entity | \$10,994,568 | \$10,669,595 | \$324,973 |
| 10 | AK | CHENEGA PRO FEDERAL SOLUTIONS, LLC | ANC | Entity | \$1,091,103 | \$1,091,103 | \$0 |
| 10 | AK | AGVIQ ENVIRONMENTAL SERVICES, LLC | ANC | N/A | \$301,536 | \$0 | \$301,536 |
| 10 | AK | TATITLEK UNIVERSAL SERVICES, INC. | ANC | Entity | \$3,170,819 | \$3,170,819 | \$0 |
| 10 | AK | TYONEK CONTRACTOR SERVICES, LLC | ANC | Entity | \$5,810 | \$5,810 | \$0 |
| 10 | AK | UNALAKLEET INVESTMENTS, LLC | ANC | N/A | \$7,723,540 | \$2,721,441 | \$5,002,099 |
| 10 | AK | UIC NAPPAIRIT, LLC | ANC | N/A | \$9,881,539 | \$0 | \$9,881,539 |
| 10 | AK | TYONEK ADVANCED MANUFACTURING, LLC | ANC | Entity | \$0 | \$0 | |
| 10 | AK | TYONEK TECHNICAL SERVICES, LLC | ANC | Entity | \$1,170,071 | \$1,170,071 | \$0 |
| 10 | AK | KADIAK, LLC | ANC | N/A | \$127,883,635 | \$71,369,308 | \$56,514,327 |
| 10 | AK | CCI PRIME CONTRACTORS, LLC | ANC | Entity | \$5,371,756 | \$5,371,756 | \$0 |
| 10 | AK | IMAQ RESOURCES, LLC | ANC | Entity | \$9,734,578 | \$5,884,675 | \$3,849,902 |
| 10 | AK | AJANTA CONSULTING LLC | ANC | N/A | \$29,891,833 | \$29,436,465 | \$455,368 |
| 10 | AK | ARCTICOM, LLC | ANC | N/A | \$162,550,945 | \$133,914,936 | \$28,636,009 |
| 10 | AK | OLGOONIK WORLDWIDE SERVICES, LLC | ANC | Entity | \$14,608,178 | \$10,671,671 | \$3,936,507 |
| 10 | AK | BRISTOL INFRASTRUCTURE DESIGN SERVICES, LLC | ANC | Entity | \$12,606,335 | \$12,456,483 | \$149,852 |
| 10 | AK | BERING STRAITS GLOBAL INNOVATIONS, LLC | ANC | Entity | \$5,947,948 | \$1,941,340 | \$4,006,607 |
| 10 | AK | APC CONSTRUCTION SERVICES LLC | ANC | N/A | \$0 | \$0 | |
| 10 | AK | TOGIK LOGISTICS SERVICES, LLC | ANC | Entity | \$5,091,191 | \$0 | \$5,091,191 |
| 10 | AK | CHENEGA GLOBAL PROTECTION, LLC | ANC | Entity | \$133,818,398 | \$128,751,047 | \$5,067,351 |
| 10 | AK | PAUG-VIK CONTRACTORS, LLC | ANC | N/A | \$2,468,530 | \$2,437,792 | \$30,738 |
| 10 | AK | BRICE CIVIL CONSTRUCTORS, INC. | ANC | N/A | \$45,019,665 | \$13,282,903 | \$31,736,762 |
| 10 | AK | CHUGACH INTELLIGENCE SOLUTIONS, LLC | ANC | Entity | \$13,219,795 | \$13,219,795 | \$0 |
| 10 | AK | TEYA SUPPORT SERVICES LLC | ANC | Entity | \$14,853,216 | \$14,728,433 | \$124,783 |
| 10 | AK | KWAAN RB CONSTRUCTION AND FACILITY SERVICES, LLC | ANC | Entity | \$0 | \$0 | |
| 10 | AK | TANAK SUPPORT SERVICES, LLC | ANC | Entity | \$41,393,732 | \$32,858,041 | \$8,535,691 |
| 10 | AK | ASRC EARTHWORKS, LLC | ANC | Entity | \$17,621,863 | \$17,621,863 | \$0 |
| 10 | AK | ALEKNAGIK TECHNOLOGY, LLC | ANC | Entity | \$17,921,152 | \$13,664,734 | \$4,256,418 |
| 10 | AK | CHENEGA MISSION OPERATIONS, LLC | ANC | Male | \$3,655,122 | \$3,576,278 | \$78,843 |
| 10 | AK | PORT GRAHAM TECHNOLOGIES, LLC | ANC | N/A | \$2,017,551 | \$2,018,051 | (\$500) |
| 10 | AK | EAGLE ONE SOLUTIONS, INC. | ANC | Entity | \$24,355,712 | \$3,815,289 | \$20,540,423 |
| 10 | AK | CHENEGA IT ENTERPRISE SERVICES, LLC | ANC | N/A | \$69,289,145 | \$58,812,474 | \$10,476,670 |
| 10 | AK | SMNC PROPERTIES, LLC | ANC | N/A | \$3,250,843 | \$3,084,764 | \$166,079 |
| 10 | AK | STG PACIFIC, LLC | ANC | N/A | \$9,912,538 | \$710,195 | \$9,202,343 |

FY 23 408 Report Appendix B

| | | | | | | | |
|----|----|--|-----|--------|---------------|---------------|--------------|
| 10 | AK | TANAQ MANAGEMENT SERVICES, LLC | ANC | Entity | \$30,977,345 | \$14,555,945 | \$16,421,400 |
| 10 | AK | UMYUAQ CONSULTING GROUP, LLC | ANC | N/A | \$5,836,084 | \$548,096 | \$5,287,988 |
| 10 | AK | ALUTIIQ SOLUTIONS, LLC | ANC | N/A | \$35,875,567 | \$35,875,567 | \$0 |
| 10 | AK | BETHEL YUUT LLC | ANC | Entity | \$0 | \$0 | |
| 10 | AK | KATMAI PROFESSIONAL SERVICES, LLC | ANC | Entity | \$409,867 | \$0 | \$409,867 |
| 10 | AK | BRICE ENGINEERING, LLC | ANC | N/A | \$77,435,908 | \$42,241,587 | \$35,194,322 |
| 10 | AK | TALARIK RESEARCH AND RESTORATION SERVICES, LLC | ANC | N/A | \$0 | \$0 | |
| 10 | AK | KAKE TRIBAL FUEL CORPORATION | ANC | Entity | \$0 | \$0 | |
| 10 | AK | MIPPS, LLC | ANC | Entity | \$47,861,956 | \$0 | \$47,861,956 |
| 10 | AK | STAMPEDE VENTURES, INC | ANC | N/A | \$91,596,517 | \$79,113,735 | \$12,482,782 |
| 10 | AK | OC ENVIRONMENTAL SERVICES, LLC | ANC | Entity | \$1,342,527 | \$1,342,527 | \$0 |
| 10 | AK | KIJIK TECHNICAL SERVICES, LLC | ANC | Entity | \$0 | \$0 | |
| 10 | AK | NORTHWEST CONTRACTING, LLC | ANC | Entity | \$0 | \$0 | |
| 10 | AK | COPPER RIVER TECHNOLOGIES, LLC | ANC | N/A | \$24,269,513 | \$24,085,647 | \$183,866 |
| 10 | AK | NTVI COMMUNICATIONS, INC. | ANC | N/A | \$1,017,843 | \$1,017,843 | \$0 |
| 10 | AK | GLACIER SUPPORT SERVICES, LLC | ANC | Entity | \$648,434 | \$648,434 | \$0 |
| 10 | AK | KAPSUUN GROUP, LLC | ANC | N/A | \$12,373,222 | \$7,956,929 | \$4,416,293 |
| 10 | AK | KAIYUH INFORMATION TECHNOLOGIES LLC | ANC | N/A | \$18,650,600 | \$18,650,600 | \$0 |
| 10 | AK | DELTA POINT LLC | ANC | Entity | \$18,960,117 | \$19,176,117 | (\$216,000) |
| 10 | AK | KOMAN SUSTAINABLE SOLUTIONS, LLC | ANC | Entity | \$63,992,345 | \$51,444,020 | \$12,548,326 |
| 10 | AK | QAYAQ GOVERNMENT SOLUTIONS, LLC | ANC | N/A | \$12,627,373 | \$0 | \$12,627,373 |
| 10 | AK | ST PAUL FUEL, LLC | ANC | N/A | \$96,716 | \$96,716 | \$0 |
| 10 | AK | AHTNA PROFESSIONAL SERVICES INC | ANC | N/A | \$32,300,732 | \$32,300,732 | \$0 |
| 10 | AK | OLGOONIK INNOVATIONS, LLC | ANC | Entity | \$210,626 | \$182,044 | \$28,582 |
| 10 | AK | YULISTA CONTRACT SERVICES LLC | ANC | Entity | \$7,137,669 | \$0 | \$7,137,669 |
| 10 | AK | CHENEGA HEALTHCARE SERVICES, LLC | ANC | N/A | \$38,438,419 | \$28,916,236 | \$9,522,183 |
| 10 | AK | THREE STAR GOVERNMENT SOLUTIONS, LLC | ANC | Entity | \$11,899,548 | \$11,042,988 | \$856,560 |
| 10 | AK | CHITINA DIVERSIFIED SERVICES, LLC | ANC | Entity | \$1,964,016 | \$1,964,016 | \$0 |
| 10 | AK | MTNT CONSTRUCTION, LLC | ANC | N/A | \$1,252,510 | \$1,252,510 | \$0 |
| 10 | AK | KONIAG MANAGEMENT SOLUTIONS LLC | ANC | Entity | \$146,011,755 | \$139,762,435 | \$6,249,320 |
| 10 | AK | ALASKAN CONSTRUCTION SERVICES CORP | AP | Male | \$0 | \$0 | |
| 10 | AK | GREEN EARTH LANDWORKS LLC | HA | Female | \$141,603 | \$0 | \$141,603 |
| 10 | AK | CYS ENTERPRISES, LLC | HA | Female | \$1,000,454 | \$583,779 | \$416,676 |
| 10 | AK | NEW FLOORING HORIZONS LLC | HA | Male | \$0 | \$0 | |

FY 23 408 Report Appendix B

| | | | | | | | |
|----|----|---|---------|--------|--------------|--------------|--------------|
| 10 | AK | AMERICAN HEALTH AND SAFETY, LLC | NA | Male | \$0 | \$0 | |
| 10 | AK | JW INDUSTRIES GROUP CORPORATION | NA | Female | \$0 | \$0 | |
| 10 | AK | FRIEND CONTRACTORS LLC | NA | Female | \$203,438 | \$203,438 | \$0 |
| 10 | AK | INUPIAQ ALASKA GROUP, LLC | NA | Female | \$87,719 | \$0 | \$87,719 |
| 10 | AK | E & S CONSTRUCTION, LLC | NA | Female | \$1,092,261 | \$1,068,118 | \$24,143 |
| 10 | AK | IPS INC | NA | Male | \$763,628 | \$0 | \$763,628 |
| 10 | AK | SUSITNA ENVIRONMENTAL, LLC | NA | Female | \$812,648 | \$812,648 | \$0 |
| 10 | AK | HANAGITA ENVIRONMENTAL RESOURCES, CORP. | NA | Female | \$75,152 | \$21,552 | \$53,600 |
| 10 | AK | AMES 1 , LLC | NA | Male | \$14,949,414 | \$7,763,904 | \$7,185,510 |
| 10 | AK | ADESCO, LLC | NA | Male | \$0 | \$0 | |
| 10 | AK | KAE, INC | SA | Male | (\$52,124) | (\$576) | (\$51,548) |
| 10 | AK | CHEMTRACK ALASKA, INC. | Unknown | Female | \$6,577,322 | \$558,297 | \$6,019,025 |
| 10 | AK | TWO BEARS ENVIRONMENTAL CONSULTING, LLC | Unknown | Female | \$0 | \$0 | |
| 10 | AK | COPPER CURRENT INC | Unknown | Female | \$9,304,314 | \$9,304,314 | \$0 |
| 10 | GU | S.E.T. - PACIFIC, INC. | AP | Female | \$0 | \$0 | |
| 10 | GU | CLAYARCH INC | AP | Male | \$57,759 | \$57,759 | \$0 |
| 10 | GU | TRIDON CORPORATION | AP | Male | \$3,703,014 | \$3,703,014 | \$0 |
| 10 | GU | PACIFIC FEDERAL MANAGEMENT, INC | AP | Male | \$43,820,600 | \$14,831,021 | \$28,989,578 |
| 10 | GU | EMB ELECTRICAL INC | AP | Female | \$0 | \$0 | |
| 10 | GU | GALAIDE PROFESSIONAL SERVICES INC | NHO | Male | \$6,060,175 | \$5,034,852 | \$1,025,322 |
| 10 | ID | SILVER MOUNTAIN CONSTRUCTION, LLC | ANC | N/A | \$7,391,050 | \$7,239,680 | \$151,370 |
| 10 | ID | NORTH WIND GENERAL CONTRACTORS, LLC | ANC | Entity | \$7,032,008 | \$5,971,787 | \$1,060,221 |
| 10 | ID | NORTH WIND SITE SERVICES, LLC | ANC | N/A | \$5,902,064 | \$5,819,934 | \$82,130 |
| 10 | ID | NORTH WIND DYNAMICS, LLC | ANC | Entity | \$27,404,120 | \$259,120 | \$27,145,000 |
| 10 | ID | NORTH WIND INFRASTRUCTURE AND TECHNOLOGY, LLC | ANC | N/A | \$18,039,255 | \$14,569,889 | \$3,469,366 |
| 10 | ID | NORTERRA SERVICES LLC | AP | Male | \$603,810 | \$350,965 | \$252,845 |
| 10 | ID | PURICLOUD LLC | BA | Male | \$0 | \$0 | \$0 |
| 10 | ID | DITCHES UNLIMITED INC | BA | Male | \$464,775 | \$453,400 | \$11,375 |
| 10 | ID | MULTIVARIABLE SYSTEMS TECH (MVS-TECH) LLC | BA | Male | \$672,715 | \$217,500 | \$455,215 |
| 10 | ID | PACIFIC SOURCE ELECTRIC LLC | HA | Male | \$2,741,503 | \$1,309,640 | \$1,431,863 |
| 10 | ID | DATUM CONSTRUCTION LLC | HA | Male | \$0 | \$0 | |
| 10 | ID | EXECUTIVES LLC | HA | Female | \$0 | \$0 | |
| 10 | ID | DOFINE SPRINKLER REBUILDERS, INC. | HA | Female | \$5,277,707 | \$562,314 | \$4,715,393 |
| 10 | ID | 1ST CHOICE LOGISTICS LC | NA | Female | \$0 | \$0 | |
| 10 | ID | RED ROAD INCORPORATED | NA | Male | \$0 | \$0 | |
| 10 | ID | TCG, A CORPORATION OF IDAHO, INC. | NA | Male | \$16,387,396 | \$3,831,985 | \$12,555,411 |
| 10 | ID | CASCADE ENTERPRISES, LLC | NA | Male | \$38,541 | \$0 | \$38,541 |
| 10 | ID | INDIAN CREEK CONSTRUCTION LLC | NA | Male | \$0 | \$0 | |
| 10 | ID | YOY INC | Unknown | | \$0 | \$0 | |

FY 23 408 Report Appendix B

| | | | | | | | |
|----|----|---|---------|--------|--------------|--------------|--------------|
| 10 | ID | ARCHAEOLOGICAL CULTURAL RESOURCE MANAGEMENT CONSULTANTS LLC | Unknown | Female | \$0 | \$0 | |
| 10 | ID | EVANS ENGINEERING AND CONSULTING PLLC | Unknown | Male | \$0 | \$0 | |
| 10 | ID | J FOSTER & ASSOCIATES LLC | Unknown | Female | \$3,119,193 | \$2,811,524 | \$307,669 |
| 10 | ID | LCG, Inc | Unknown | Male | \$852,766 | \$611,497 | \$241,269 |
| 10 | ID | DARKHORSE GEOSPATIAL LLC | Unknown | Female | \$185,380 | \$0 | \$185,380 |
| 10 | ID | WATER, CIVIL, AND ENVIRONMENTAL INCORPORATED | Unknown | Female | \$2,652,387 | \$1,523,338 | \$1,129,049 |
| 10 | OR | BLUE EARTH SERVICES & TECHNOLOGY LLC | AIT | N/A | \$9,540 | \$0 | \$9,540 |
| 10 | OR | T1 SERVICES, LLC | AIT | Entity | \$2,023,747 | \$2,023,747 | \$0 |
| 10 | OR | CAYUSE FEDERAL SERVICES, LLC | AIT | Entity | \$14,530,603 | \$11,952,726 | \$2,577,878 |
| 10 | OR | T1 Construction, LLC | AIT | N/A | \$5,752,135 | \$1,582,021 | \$4,170,114 |
| 10 | OR | CAYUSE NATIVE HAWAIIAN VETERANS LLC | AIT | Entity | \$6,686,978 | \$6,684,478 | \$2,500 |
| 10 | OR | WARM SPRINGS CONSTRUCTION ENTERPRISE | AIT | Entity | \$13,080,770 | \$13,075,520 | \$5,250 |
| 10 | OR | CAYUSE TECHNOLOGIES, LLC | AIT | N/A | \$56,358,186 | \$29,384,736 | \$26,973,450 |
| 10 | OR | TRIBAL ONE TECHNOLOGY, LLC | AIT | Entity | \$9,007,724 | \$9,007,724 | \$0 |
| 10 | OR | VIKING ENGINEERING AND CONSTRUCTION, LLC | AP | Male | \$537,282 | \$540,282 | (\$3,000) |
| 10 | OR | PACIFICMARK CONSTRUCTION CORP. | BA | Female | \$478,414 | \$478,414 | \$0 |
| 10 | OR | OC FORESTRY, INCORPORATED | HA | Male | \$8,455,312 | \$2,738,260 | \$5,717,052 |
| 10 | OR | GONZALEZ FORESTRY INC | HA | Female | \$2,984,559 | \$0 | \$2,984,559 |
| 10 | OR | CONTINUOUS SOLUTIONS LLC | HA | Female | \$1,588,401 | \$0 | \$1,588,401 |
| 10 | OR | PONDEROSA TIMBERLAND, INC. | HA | Male | \$9,042,340 | \$3,345,036 | \$5,697,304 |
| 10 | OR | DLX ENTERPRISES, LLC | HA | Male | \$137,556 | \$0 | \$137,556 |
| 10 | OR | CLINT HATFIELD TRUCKING LLC | HA | Female | \$29,392 | \$0 | \$29,392 |
| 10 | OR | OXALIS SOLUTIONS, LLC | HA | Male | \$0 | \$0 | |
| 10 | OR | SUNSET FORESTRY INC | HA | Female | \$1,181,900 | \$0 | \$1,181,900 |
| 10 | OR | SPROUT FORESTRY INC | HA | Male | \$5,731,704 | \$571,267 | \$5,160,437 |
| 10 | OR | 4 EVERGREEN FORESTRY INC | HA | Female | \$1,011,128 | \$1,011,128 | \$0 |
| 10 | OR | RG'Z FORESTRY LLC | HA | Male | \$1,921,619 | \$799,001 | \$1,122,618 |
| 10 | OR | VALADRIAN CREATIVE & CONSULTING LLC | HA | Male | \$82,000 | \$82,000 | \$0 |
| 10 | OR | GALAXUX INCORPORATED | SA | Male | \$0 | \$0 | |
| 10 | OR | RJK CONSTRUCTION LLC | Unknown | Female | \$6,378,611 | \$5,373,449 | \$1,005,162 |
| 10 | OR | ADVERTISING/MARKETING/STRATE GIC PLANNING, LLC | Unknown | Female | \$0 | \$0 | \$0 |
| 10 | OR | LINDAHL REED, INC. | Unknown | Female | \$14,021,321 | \$113,122 | \$13,908,199 |
| 10 | OR | BRAUN CONSTRUCTION AND DESIGN, LLC | Unknown | Female | \$701,970 | \$701,970 | \$0 |
| 10 | OR | CEDARBRIDGE GROUP LLC | Unknown | Female | \$0 | \$0 | |
| 10 | OR | VETERAN INFRASTRUCTURE PRODUCTS LLC | Unknown | Male | \$160,207 | \$300,207 | (\$140,000) |
| 10 | WA | POWTEC SERVICES, LLC | AIT | Entity | \$0 | \$0 | |
| 10 | WA | T&H SERVICES LLC | AIT | N/A | \$77,335,085 | \$32,335,126 | \$44,999,959 |
| 10 | WA | KIRA GOVERNMENT SERVICES LLC | AIT | Entity | \$0 | \$0 | \$0 |

FY 23 408 Report Appendix B

| | | | | | | | |
|----|----|--|-----|--------|--------------|--------------|--------------|
| 10 | WA | KIRA CONSTRUCTION MANAGEMENT LLC | AIT | Entity | \$5,653,012 | \$0 | \$5,653,012 |
| 10 | WA | KIRA AVIATION SERVICES LLC | AIT | N/A | \$18,157,310 | \$18,157,310 | \$0 |
| 10 | WA | KIRA FACILITIES MAINTENANCE LLC | AIT | N/A | \$2,174,607 | \$2,174,607 | \$0 |
| 10 | WA | POWTEC SOLUTIONS, LLC | AIT | N/A | \$461,900 | \$305,547 | \$156,353 |
| 10 | WA | PORT MADISON CONSTRUCTION CORPORATION | AIT | Entity | \$4,050,661 | \$4,029,506 | \$21,155 |
| 10 | WA | SEALASKA TECHNICAL SERVICES, LLC. | ANC | N/A | \$0 | \$0 | \$0 |
| 10 | WA | CHUGACH DYNAMIC SOLUTIONS, LLC | ANC | Entity | \$5,823,224 | \$5,685,973 | \$137,251 |
| 10 | WA | SEALASKA ENGINEERING AND APPLIED SCIENCES, LLC | ANC | Entity | \$0 | \$0 | |
| 10 | WA | ECODATA ANALYTICS, LLC | ANC | N/A | \$726,996 | \$726,996 | \$0 |
| 10 | WA | SEALASKA REMEDIATION SOLUTIONS, LLC | ANC | Entity | \$3,795,495 | \$3,795,495 | \$0 |
| 10 | WA | PROTO TECHNOLOGIES, INC. | ANC | Entity | \$0 | \$0 | |
| 10 | WA | SEALASKA SECURE CONSTRUCTION SOLUTIONS, LLC | ANC | Entity | \$4,043,173 | \$4,043,173 | \$0 |
| 10 | WA | TROY 7, INC | ANC | Entity | \$1,000 | \$0 | \$1,000 |
| 10 | WA | SEALASKA CONSTRUCTION SOLUTIONS, LLC | ANC | N/A | \$37,522,928 | \$0 | \$37,522,928 |
| 10 | WA | HIGHMARK CONCRETE CONTRACTORS LLC | ANC | Entity | \$0 | \$0 | |
| 10 | WA | ENVIRONMENTAL ASSESSMENT SERVICES, LLC | ANC | N/A | \$9,401,608 | \$7,750,287 | \$1,651,321 |
| 10 | WA | DOYON TECHNICAL SERVICES, LLC | ANC | Entity | \$18,313,041 | \$4,189,030 | \$14,124,011 |
| 10 | WA | DEMIL TRANSPORT SERVICES, LLC | ANC | Entity | \$0 | \$0 | |
| 10 | WA | WASHINGTON CONTRACTOR SERVICES LLC | AP | Male | \$15,938 | \$0 | \$15,938 |
| 10 | WA | CW JANITORIAL SERVICE, LLC | AP | Female | \$758,959 | \$677,798 | \$81,161 |
| 10 | WA | NORCOM INC | AP | Male | \$0 | \$0 | |
| 10 | WA | INDEPENDENT STRATEGIC MANAGEMENT SOLUTIONS, INC. | AP | Female | \$1,538,643 | \$1,538,643 | \$0 |
| 10 | WA | CASCADE VEGETATION MANAGEMENT, LLC | AP | Female | \$380,220 | \$124,978 | \$255,242 |
| 10 | WA | BLUE TRIDENT, LLC | AP | Male | \$7,736,003 | \$1,957,609 | \$5,778,394 |
| 10 | WA | NEXTCOMM LLC | BA | Male | \$0 | \$0 | |
| 10 | WA | LOGISTIC RESOURCE SOLUTION, INC | BA | Female | \$0 | \$0 | \$0 |
| 10 | WA | GLOBAL BUSINESS DEVELOPMENT, LLC | BA | Male | \$0 | \$0 | |
| 10 | WA | ANC CUSTODIAL SERVICES, LLC | BA | Male | \$298,286 | \$276,791 | \$21,495 |
| 10 | WA | LNT/DEFINITIVE BUILDING MAINTENANCE INC. | BA | Male | \$0 | \$0 | |
| 10 | WA | A & D QUALITY CONSTRUCTION CO., L.L.C. | BA | Female | \$2,089,843 | \$2,053,858 | \$35,985 |
| 10 | WA | SHARE.FARM INC. | BA | Male | \$0 | \$0 | |
| 10 | WA | LOTUS MEDIA LLC | BA | Female | \$0 | \$0 | |
| 10 | WA | AVIATION SOLUTIONS INTERNATIONAL INC. | BA | Male | \$0 | \$0 | |

FY 23 408 Report Appendix B

| | | | | | | | |
|----|----|---|---------|--------|--------------|-------------|--------------|
| 10 | WA | PARADIGM PROFESSIONAL HEALTH SERVICES, INC. | BA | Female | \$150,476 | \$0 | \$150,476 |
| 10 | WA | MCCLURKIN, WALTER | BA | Male | \$0 | \$0 | |
| 10 | WA | OSIRIS ENTERPRISES, LLC | BA | Male | \$0 | \$0 | |
| 10 | WA | TEFERA INVESTMENT GROUP LLC | BA | Female | \$0 | \$0 | |
| 10 | WA | SALINAS CONSTRUCTION, INC. | HA | Male | \$0 | \$0 | |
| 10 | WA | KLB ENTERPRISES | HA | Female | \$330,145 | \$0 | \$330,145 |
| 10 | WA | GRENLAR HOLDINGS, INC. | HA | Female | \$327,198 | \$326,198 | \$1,000 |
| 10 | WA | AMERICAN ABATEMENT & DEMO, LLC | HA | Female | \$833,006 | \$833,006 | \$0 |
| 10 | WA | ELECTRIC WEST INC | HA | Male | \$0 | \$0 | |
| 10 | WA | IMMUNOSOLUTIONS, INC. | HA | Male | \$0 | \$0 | |
| 10 | WA | J.M. PACIFIC CONSTRUCTION, INC. | HA | Male | \$0 | \$0 | |
| 10 | WA | DARBONNIER TACTICAL SUPPLY LLC | HA | Female | \$11,366,975 | \$557,237 | \$10,809,738 |
| 10 | WA | TOTAL PROPERTY SERVICES LLC | NA | Male | \$119,542 | \$58,668 | \$60,874 |
| 10 | WA | WENHA GROUP, INC. | NA | Male | \$0 | \$0 | \$0 |
| 10 | WA | RIDGE2RIVER CONSTRUCTION LLC | NA | Female | \$1,764,963 | \$175,439 | \$1,589,524 |
| 10 | WA | S.E.A. CONSTRUCTION LLC | NA | Female | \$11,289,297 | \$3,269,300 | \$8,019,997 |
| 10 | WA | GREEN WATER ENERGY LLC | NA | Female | \$0 | \$0 | |
| 10 | WA | SISTER SKY ENTERPRISES INC | NA | Female | \$1,877,928 | \$1,115,141 | \$762,786 |
| 10 | WA | DERIAN, INC. | NA | Male | (\$281,912) | (\$281,912) | \$0 |
| 10 | WA | KURT D KRALL | NA | Male | \$0 | \$0 | |
| 10 | WA | ALLIANCE WEST INSURANCE, INC. | NA | N/A | \$3,604 | \$0 | \$3,604 |
| 10 | WA | TRI COAST CONSTRUCTION, LLC | NA | Female | \$1,140,521 | \$673,589 | \$466,932 |
| 10 | WA | US SOFT TECHNOLOGY LLC | SA | Female | \$0 | \$0 | \$0 |
| 10 | WA | HYGEN PHARMACEUTICALS, INC. | SA | Male | \$433,014 | \$0 | \$433,014 |
| 10 | WA | PLATEAU GEOSCIENCE GROUP LLC | Unknown | Female | \$0 | \$0 | |
| 10 | WA | DOCKIT CONSULTING, LLC | Unknown | Female | \$202,504 | \$0 | \$202,504 |
| 10 | WA | C.I. LOVELL, INC. | Unknown | Female | \$0 | \$0 | |
| 10 | WA | EMERALD CITY COATINGS AND CONSTRUCTION CO. | Unknown | Female | \$0 | \$0 | |
| 10 | WA | CHI-CHACK LLC | Unknown | Female | \$4,358,813 | (\$607,745) | \$4,966,558 |

FY 2023 408 Report Appendix C: Participants with SBA 7(a) Loans

U.S. Small Business Administration Office of Business Development

Program Participants in FY2023 with 7(a) Loans

Table C.1 lists all the firms that were active in FY 2023 that had 7(a) loans.

Table C.1: 8(a) Participants with 7(a) Loans

| Firm Name | Region | Firm State | Owner Race/ Ethnicity | Owner Gender | 7(a) Loan Amount |
|--|--------|------------|-----------------------------|--------------|------------------|
| 1 SYNC TECHNOLOGIES, LLC | 4 | AL | Black American | Male | \$565,000 |
| 21ST CENTURY MANAGEMENT SERVICES, INC. | 1 | MA | Black American | Female | \$555,000 |
| 3T-INNOVATIONS, LLC | 4 | FL | Hispanic American | Male | \$1,073,900 |
| 4 A ERA LLC | 6 | LA | Black American | Male | \$750,000 |
| 424 LABORATORIES LLC | 4 | GA | Black American | Male | \$925,000 |
| 8-KOI, INC. | 4 | FL | Asian Pacific American | Female | \$5,800,000 |
| A & B FOUNDRY LLC | 5 | OH | Subcontinent Asian American | Male | \$2,450,000 |
| A & D SERVICES INC | 8 | CO | Black American | Female | \$125,000 |
| A PRENTICE RAY AND ASSOCIATES LLC | 3 | DC | Black American | Female | \$1,500,000 |
| A Plus Contractors, LLC | 7 | MO | Black American | | \$200,000 |
| A-ACTION JANITORIAL SERVICE, INC. | 4 | GA | Black American | Female | \$200,000 |
| A-TEK MECHANICAL INC. | 9 | CA | Asian Pacific American | Male | \$631,300 |
| A.S.P.S. LLC | 6 | LA | Black American | Male | \$200,000 |
| A1 ENVIRONMENTAL AND SAFETY TRAINING LLC | 3 | MD | Asian Pacific American | Female | \$450,000 |
| A2M CONSULTING LLC | 9 | AZ | Hispanic American | Male | \$450,000 |
| AALIS MANAGEMENT CONSULTING LLC | 3 | VA | Black American | Female | \$175,000 |

| Firm Name | Region | Firm State | Owner Race/ Ethnicity | Owner Gender | 7(a) Loan Amount |
|---|---------------|-------------------|----------------------------------|---------------------|-------------------------|
| ACC3 INTERNATIONAL INCORPORATED | 9 | CA | Hispanic American | Male | \$500,000 |
| ACCENTUATE TECHNOLOGY INC. | 3 | VA | Subcontinent Asian American | Male | \$1,500,000 |
| ACCU - AIRE MECHANICAL, LLC | 6 | TX | Hispanic American | Female | \$535,000 |
| ACCUTRAK CONSULTING AND ACCOUNTING SERVICES PLLC | 5 | MI | Black American | Female | \$30,000 |
| ACO REMODELING & CONSTRUCTION INC. | 6 | TX | Hispanic American | Female | \$350,000 |
| ACQUISITION EXPERTS, LLC | 3 | VA | Black American | Male | \$50,000 |
| ACQUISITION PROFESSIONALS LLC | 3 | VA | Black American | Female | \$150,000 |
| ACT SAFE, L.L.C. | 7 | IA | Unknown | Female | \$425,000 |
| ACUNA CONSULTING INC. | 3 | MD | Hispanic American | Male | \$220,000 |
| ADAPT CONSULTING, LLC | 8 | UT | Unknown | Female | \$500,000 |
| ADAPTIVE INDUSTRIAL SAFETY, LLC | 6 | TX | Black American | Male | \$20,000 |
| ADITYA & ASSOCIATES | 3 | DC | Subcontinent Asian American | Male | \$600,000 |
| ADVANCE RRP LLC | 2 | NJ | Hispanic American | Male | \$25,000 |
| ADVANCED COMPUTER SOLUTIONS GROUP LIMITED LIABILITY COMPANY | 2 | NJ | Black American | Male | \$980,000 |
| ADVANCED SURGICAL TECHNOLOGIES INC | 4 | FL | Hispanic American | Female | \$556,000 |
| AEROFORCE LOGISTICS, LLC | 5 | WI | Hispanic American | Female | \$375,000 |
| AFFILIATED SERVICES INTERNATIONAL, LLC | 3 | PA | Hispanic American | Male | \$250,000 |
| AGILE TRANSFORMATION, INC. | 7 | NE | Black American | Female | \$5,075,000 |
| AIM INNOVATIONS, LLC | 3 | MD | Black American | Female | \$230,000 |
| AIR CONTROL SYSTEMS, INC. | 1 | MA | Black American | Male | \$150,000 |
| AIRPORT METRO CONNECTION, INC. | 3 | MD | Black American | Male | \$1,650,000 |
| AJP COMMERCIAL SHREDDING LLC | 5 | MI | Black American | Female | \$146,900 |

| Firm Name | Region | Firm State | Owner Race/ Ethnicity | Owner Gender | 7(a) Loan Amount |
|--------------------------------------|---------------|-------------------|----------------------------------|---------------------|-------------------------|
| AL'S TWIN AIR, LLC | 3 | MD | Black American | Male | \$701,100 |
| ALDEVRA LLC | 5 | MI | Black American | Male | \$150,000 |
| ALL VALLEY IMAGING, LLC | 2 | AZ | Native American | Female | \$408,000 |
| ALLGREEN LANDSCAPE COMPANY | 3 | VA | Hispanic American | Male | \$136,000 |
| ALLIED CONTRACTOR'S, INC. | 4 | FL | Hispanic American | Male | \$1,287,000 |
| ALLY GENERAL SOLUTIONS, LLC | 6 | TX | Hispanic American | Male | \$150,000 |
| ALTITUDE TECHNOLOGIES INC. | 8 | CO | Native American | Male | \$1,747,300 |
| AMERICAN PROPERTY RESTORATION, INC. | 4 | GA | Black American | Male | \$2,306,000 |
| AMERICAN SERVICES & PROTECTION LLC | 5 | OH | Black American | Male | \$45,000 |
| ANC CUSTODIAL SERVICES, LLC | 10 | WA | Black American | Male | \$90,900 |
| ANDERSON ENVIRONMENTAL SERVICES, INC | 4 | MS | Black American | Male | \$140,000 |
| ANDERSON PLACE CONSTRUCTION LLC | 4 | FL | Asian Pacific American | Male | \$300,000 |
| ANGEL ELECTRIC, LLC | 4 | GA | Hispanic American | Male | \$150,000 |
| ANNEX ENTERPRISE, INC. | 2 | NY | Subcontinent Asian American | Female | \$65,000 |
| ANRAY INT'L CORPORATION | 9 | CA | Asian Pacific American | Female | \$100,000 |
| ANTHONY MANAGEMENT GROUP LLC | 3 | MD | Black American | Male | \$288,500 |
| ANVIL STEEL ENGINEERING INC. | 1 | MA | Black American | Male | \$120,000 |
| AQL TECHNOLOGIES, INC. | 5 | IL | Subcontinent Asian American | Male | \$500,000 |
| ARDENT RETICENT CONSULTING LLC | 3 | FL | Black American | Male | \$9,900 |
| ARDENT RETICENT CONSULTING LLC | 4 | FL | Black American | Male | \$350,000 |
| ARETE CONTRACTING LLC | 7 | MO | Asian Pacific American | Male | \$250,000 |
| ARIMANN BUILDING SERVICES INC | 1 | MA | Black American | Male | \$50,000 |

| Firm Name | Region | Firm State | Owner Race/ Ethnicity | Owner Gender | 7(a) Loan Amount |
|---------------------------------------|---------------|-------------------|----------------------------------|---------------------|-------------------------|
| ARK CONSTRUCTION MANAGEMENT LLC | 3 | PA | Hispanic American | Female | \$1,125,000 |
| ARRIOLA CONSULTING & INSPECTIONS, LLC | 9 | NV | Hispanic American | Male | \$50,000 |
| ARROYO INDUSTRIES, LLC | 5 | IN | Hispanic American | Female | \$1,136,400 |
| ARTI, INCORPORATED | 3 | VA | Black American | Male | \$350,000 |
| ARTTRA INC. | 3 | VA | Black American | Male | \$200,000 |
| ASH CONTRACTING CORP. | 2 | NY | Asian Pacific American | Female | \$229,500 |
| ASPETTO, INC | 3 | VA | Subcontinent Asian American | Male | \$835,000 |
| ASPETTO, INC | 8 | VA | Subcontinent Asian American | Male | \$1,370,000 |
| ATHENA TECHNOLOGIES LLC | 4 | FL | Hispanic American | Male | \$1,004,400 |
| ATW HEALTH SOLUTIONS INC. | 5 | IL | Black American | Female | \$200,000 |
| AURORA GLOBAL SOLUTIONS, LLC | 4 | GA | Black American | Female | \$85,000 |
| AURORA GLOBAL SOLUTIONS, LLC | 6 | GA | Black American | Female | \$150,000 |
| AUTONOMIC ENTERPRISE, INC. | 3 | MD | Subcontinent Asian American | Male | \$100,000 |
| AVANZA ADVERTISING, LLC | 4 | FL | Hispanic American | Male | \$50,000 |
| AVIATION SYSTEMS TECHNOLOGIES LLC | 3 | MD | Hispanic American | Female | \$250,000 |
| AVYON CONSULTING GROUP, INC. | 3 | MD | Black American | Male | \$350,000 |
| AXE ENGINEERING INCORPORATED | 6 | NM | Native American | Male | \$50,000 |
| AXIOM CONSULTANTS INC. | 3 | MD | Subcontinent Asian American | Male | \$4,000,000 |
| AZUSA SOLUTIONS LLC | 3 | MD | Black American | Female | \$100,000 |
| B.E. SCAIFE PLUMBING COMPANY, INC | 7 | MO | Black American | Male | \$300,000 |
| BAILEY'S PREMIER SERVICES LLC | 6 | TX | Black American | Female | \$794,000 |
| BARBEE TAX CONSULTING, LLC | 5 | IL | Black American | Male | \$545,000 |

| Firm Name | Region | Firm State | Owner Race/ Ethnicity | Owner Gender | 7(a) Loan Amount |
|--|---------------|-------------------|----------------------------------|---------------------|-------------------------|
| BASE HILL, INC. | 9 | CA | Asian Pacific American | Male | \$640,000 |
| BATTLE AXE CONSTRUCTION LLC | 5 | OH | Black American | Male | \$350,000 |
| BAYOU CONCRETE PUMPING, L.L.C. | 6 | LA | Hispanic American | Male | \$1,821,000 |
| BEAT, LLC | 6 | TX | Hispanic American | Male | \$500,000 |
| BEDROCK PROTECTION AGENCY LLC | 8 | UT | Native American | Male | \$1,000,000 |
| BEHAVIORAL & EDUCATIONAL SOLUTIONS, P.C. | 3 | MD | Hispanic American | Male | \$850,000 |
| BENALYTICS CONSULTING GROUP LLC | 4 | GA | Black American | Male | \$3,360,000 |
| BENNETT ADELSON PROFESSIONAL SERVICES, LLC | 5 | OH | Subcontinent Asian American | Male | \$3,000,000 |
| BERT CONSTRUCTION INC | 4 | AL | Black American | Male | \$100,000 |
| BESPOKE CORPS LLC | 3 | VA | Black American | Male | \$375,000 |
| BEST VALUE MANAGEMENT, LLC | 4 | FL | Black American | Female | \$125,000 |
| BINARY EXCHANGE TECHNOLOGIES LLC | 3 | MD | Asian Pacific American | Male | \$175,000 |
| BIRDI & ASSOCIATES, INC. | 9 | CA | Subcontinent Asian American | Male | \$790,000 |
| BLUEPRINT CONSULTING SERVICES, LLC | 3 | DC | Asian Pacific American | Male | \$1,100,000 |
| BLUSONIC INC | 3 | MD | Subcontinent Asian American | Male | \$5,000,000 |
| BODEX LLC | 8 | UT | Subcontinent Asian American | Male | \$225,000 |
| BOUNDLESS MANAGEMENT OUTSOURCING GROUP LLC | 2 | PR | Hispanic American | Male | \$95,000 |
| BOVIAN ENTERPRISES, LLC | 3 | MD | Black American | Male | \$50,000 |
| BRIDGECROSS, LLC | 3 | VA | Black American | Female | \$190,000 |
| BROADWAY VENTURES, LLC | 6 | LA | Unknown | Male | \$4,950,000 |
| BRONZE OAK, LLC | 6 | OK | Native American | Male | \$437,000 |

| Firm Name | Region | Firm State | Owner Race/ Ethnicity | Owner Gender | 7(a) Loan Amount |
|--------------------------------------|---------------|-------------------|----------------------------------|---------------------|-------------------------|
| BROOKS ENVIRONMENTAL SOLUTIONS, LLC | 4 | FL | Black American | Male | \$835,000 |
| C EVANS CONSULTING LLC | 3 | VA | Unknown | Female | \$450,000 |
| C.A.S.E. ENGINEERING GROUP LLC, THE | 3 | MD | Black American | Male | \$200,000 |
| CALDERON ENTERPRISES LLC | 3 | MD | Hispanic American | Female | \$75,000 |
| CALVO CONSTRUCTION CORP | 6 | TX | Hispanic American | Male | \$990,000 |
| CAMBRIDGE MARINE CONSTRUCTION, INC. | 1 | CT | Hispanic American | Male | \$2,734,000 |
| CAMPBELL & CO ADVERTISING AGENCY LLC | 6 | OK | Unknown | Female | \$66,400 |
| CAPITAL AREA CONSTRUCTION LLC | 6 | LA | Black American | Male | \$50,000 |
| CAPITAL COLORS, LLC | 3 | MD | Hispanic American | Male | \$135,000 |
| CAPITAL GATEWAY CONSULTING LLC | 3 | VA | Black American | Male | \$112,000 |
| CAPITOL ADVISORS OF TECHNOLOGY, LLC | 3 | MD | Black American | Male | \$150,000 |
| CARLIN SOLUTIONS, LLC | 2 | NY | Black American | Female | \$30,000 |
| CAROLINA GROUP PROPERTIES LLC | 4 | NC | Black American | Male | \$300,000 |
| CASE HEALTHCARE SOLUTIONS, INC. | 3 | VA | Black American | Female | \$125,000 |
| CCCS INTERNATIONAL LLC | 4 | SC | Black American | Male | \$681,200 |
| CEDARVILLE ENGINEERING GROUP, LLC | 3 | PA | Unknown | Female | \$3,675,000 |
| CELERENS, LLC | 3 | MD | Asian Pacific American | Female | \$50,000 |
| CENTEX ENGINEERING & DESIGN LLC | 6 | TX | Hispanic American | Male | \$489,000 |
| CHAPPELLE GROUP, L.L.C. | 3 | MD | Black American | Male | \$350,000 |
| CHARSOFT CONSULTING | 3 | VA | Black American | Female | \$350,000 |
| CHEMTRACK ALASKA, INC. | 10 | AK | Unknown | Female | \$350,000 |
| CHILCOTT INCORPORATED | 4 | FL | Hispanic American | Male | \$350,000 |

| Firm Name | Region | Firm State | Owner Race/ Ethnicity | Owner Gender | 7(a) Loan Amount |
|---|---------------|-------------------|----------------------------------|---------------------|-------------------------|
| CICONIX, LLC | 3 | MD | Black American | Male | \$250,000 |
| CINTEOT INC. | 3 | PA | Black American | Female | \$850,000 |
| CISCO CUSTOM ENGINEERING LLC | 9 | CA | Hispanic American | Male | \$9,900 |
| CKSECURITYSOLUTIONS LLC | 3 | MD | Black American | Female | \$85,200 |
| CLARK CREATIVE SOLUTIONS, LLC | 3 | MD | Black American | Male | \$100,000 |
| CLEANWORK SOLUTIONS LLC | 2 | NY | Black American | Female | \$20,000 |
| CLEARWATERS INDUSTRY SOLUTIONS, LLC | 3 | VA | Black American | Male | \$350,000 |
| CLJ CONSULTING AND CONTRACTING, LLC | 3 | MD | Hispanic American | Female | \$110,000 |
| CLOSEDLOOP COMMUNICATIONS, INC. | 3 | MD | Black American | Female | \$100,000 |
| COFORMA, LLC | 3 | DC | Hispanic American | Male | \$150,000 |
| COGNITIVE OPS INC | 4 | GA | Black American | Male | \$350,000 |
| COMMUNICATION EXPERTS, INC | 2 | NJ | Subcontinent Asian American | Male | \$150,000 |
| COMPATIBLE TECHNOLOGY SOLUTIONS, INC | 3 | MD | Black American | Male | \$125,000 |
| COMPUTER TRIAGE IT SOLUTIONS, LLC | 4 | GA | Black American | Male | \$350,000 |
| COMSOLUTIONS, INC. | 4 | LA | Unknown | Female | \$817,000 |
| CONCIERGE BUSINESS SOLUTIONS, INC. | 4 | GA | Hispanic American | Male | \$200,000 |
| CONEMCO ENGINEERING, INC. | 4 | FL | Hispanic American | Male | \$75,000 |
| CONFLUENCE CORPORATION | 9 | HI | Asian Pacific American | Male | \$334,300 |
| CONSTITUENT SERVICES WORLDWIDE PUBLIC BENEFIT CORPORATION | 3 | DC | Black American | Male | \$12,500 |
| CONSULTINGWHIZ LLC | 9 | CA | Subcontinent Asian American | Male | \$138,000 |
| CONTROLLED F.O.R.C.E INC. | 5 | IL | Hispanic American | Female | \$2,825,000 |

| Firm Name | Region | Firm State | Owner Race/ Ethnicity | Owner Gender | 7(a) Loan Amount |
|---|---------------|-------------------|----------------------------------|---------------------|-------------------------|
| CONVERGE STRATEGIES, LLC | 1 | MA | Asian Pacific American | Male | \$300,000 |
| CORNERSTONE CONSTRUCTION GROUP LLC | 5 | IN | Black American | Male | \$350,000 |
| CORRECTIONAL MANAGEMENT & COMMUNICATIONS GROUP, LLC | 4 | FL | Black American | Male | \$250,000 |
| COVENANT DEVELOPERS INC | 6 | TX | Black American | Female | \$230,000 |
| CRAWFORD & ASSOCIATES SERVICES LLC | 5 | OH | Black American | Female | \$125,000 |
| CREAGEN INC., | 1 | MA | Subcontinent Asian American | Male | \$106,000 |
| CREST SECURITY ASSURANCE LLC | 3 | VA | Black American | Female | \$350,000 |
| CRM AMERICA INC. | 3 | DC | Subcontinent Asian American | Male | \$200,000 |
| CROSS MANAGEMENT SERVICES INC | 5 | WI | Black American | Female | \$45,000 |
| CUETO CONSULTING & CONSTRUCTION LLC | 6 | TX | Hispanic American | Male | \$234,000 |
| CYBERMYTE, LLC | 4 | FL | Hispanic American | Female | \$40,000 |
| CYNTELLIGENT SOLUTIONS, LLC | 3 | MD | Black American | Male | \$50,000 |
| CYNWAVE SOLUTIONS LLC | 4 | GA | Black American | Male | \$250,000 |
| D & A TECHNOLOGIES, GOVERNMENT SOLUTIONS, LLC | 3 | VA | Black American | Male | \$350,000 |
| D&O SECURITY SOLUTIONS LLC | 3 | VA | Black American | Female | \$50,000 |
| DADE STAR GROUP | 3 | MD | Black American | Male | \$40,000 |
| DAVID TAYLOR CONSTRUCTION, INC. | 4 | GA | Black American | Male | \$4,730,000 |
| DCR SERVICES & CONSTRUCTION, INC. | 5 | MI | Black American | Male | \$1,175,100 |
| DECO DATA GROUP LLC | 2 | PR | Hispanic American | Female | \$124,000 |
| DEFINITIVE INNOVATIVE SOLUTIONS LLC | 3 | VA | Asian Pacific American | Male | \$500,000 |
| DEH ELECTRIC, LLC | 5 | OH | Black American | Male | \$40,300 |
| DELERME CPA, LLC | 4 | GA | Black American | Male | \$522,400 |

| Firm Name | Region | Firm State | Owner Race/ Ethnicity | Owner Gender | 7(a) Loan Amount |
|---|---------------|-------------------|----------------------------------|---------------------|-------------------------|
| DELFLO INDUSTRIES, INC. | 4 | FL | Hispanic American | Male | \$75,000 |
| DIAMOND DISCS INTERNATIONAL, LLC | 5 | WI | Black American | Male | \$350,000 |
| DISRUPTIVE SSL INC | 9 | NV | Hispanic American | Male | \$350,000 |
| DITCHES UNLIMITED INC | 10 | ID | Black American | Male | \$100,000 |
| DIVERSIFIED ENGINEERING SERVICES INC. | 5 | MI | Black American | Male | \$150,000 |
| DIVINEBASE INCORPORATED | 3 | MD | Black American | Female | \$30,200 |
| DOFINE SPRINKLER REBUILDERS, INC. | 10 | ID | Hispanic American | Female | \$25,000 |
| DREAM DESIGN & CONSTRUCTION INC | 4 | FL | Unknown | Female | \$950,000 |
| DT PROFESSIONAL SERVICES LLC | 9 | CA | Subcontinent Asian American | Male | \$350,000 |
| DUNN ELECTRIC, LLC | 4 | KY | Black American | Male | \$200,000 |
| DVO CONSULTING LLC | 8 | UT | Unknown | Female | \$50,000 |
| E CYBER7 TECHNOLOGIES, LLC | 3 | MD | Black American | Male | \$150,000 |
| E-INFOSOL LLC | 3 | MD | Hispanic American | Male | \$250,000 |
| E-LOGIC INC. | 3 | DC | Hispanic American | Male | \$450,000 |
| EAGLE SYNERGISTIC OPTIMIZING TECHNOLOGIES LLC | 8 | CO | Unknown | Female | \$249,000 |
| EARTH WORTH L.L.C. | 3 | DC | Black American | Female | \$150,000 |
| EARTHOLOGY, LLC | 4 | FL | Subcontinent Asian American | Female | \$260,000 |
| EBONY MARKETING SYSTEMS, INC. | 2 | NY | Black American | Female | \$510,000 |
| EBUSINESS SOLUTIONS INC | 5 | OH | Subcontinent Asian American | Female | \$180,500 |
| ECTRON CORPORATION | 9 | CA | Black American | Female | \$100,000 |
| EGROVE SYSTEMS CORP | 2 | NJ | Subcontinent Asian American | Female | \$52,500 |

| Firm Name | Region | Firm State | Owner Race/ Ethnicity | Owner Gender | 7(a) Loan Amount |
|--|--------|------------|-----------------------------|--------------|------------------|
| EKO STRATEGIES, LLC | 3 | VA | Asian Pacific American | Male | \$150,000 |
| ELECTRICWORKS, INC. | 4 | MS | Black American | Male | \$180,400 |
| ELEGANT STITCHES INC | 1 | MA | Black American | Male | \$500,000 |
| ELITE BUSINESS STRATEGIES, LLC | 4 | FL | Black American | Female | \$750,000 |
| ELLIOTT SECURITY SOLUTIONS | 6 | LA | Black American | Male | \$64,400 |
| EMB ELECTRICAL INC | 9 | GU | Asian Pacific American | Female | \$203,400 |
| EMERALD CITY COATINGS AND CONSTRUCTION CO. | 10 | WA | Unknown | Female | \$675,000 |
| END TO END COMPUTING, LLC | 3 | DC | Black American | Male | \$3,700,000 |
| ENSPYRE LLC | 5 | IL | Black American | Male | \$300,000 |
| ETHIC TECH, LLC | 4 | AL | Native American | Male | \$2,481,200 |
| EVANS CONSULTING SERVICES LLC | 5 | MI | Black American | Male | \$45,000 |
| EVOTECH, LLC | 3 | TX | Unknown | Female | \$1,563,500 |
| EVOTECH, LLC | 6 | TX | Unknown | Female | \$500,000 |
| EWAY CORP | 5 | IA | Subcontinent Asian American | Male | \$1,380,000 |
| EWAY CORP | 7 | IA | Subcontinent Asian American | Male | \$350,000 |
| EXCELLIGENT LLC | 6 | NM | Black American | Male | \$110,000 |
| FAIRFAX DATA SYSTEMS, INC. | 2 | CT | Asian Pacific American | Male | \$3,275,000 |
| FANTOM CORPORATION | 3 | VA | Black American | Male | \$150,000 |
| FASONE CONSTRUCTION, INC. | 9 | CA | Hispanic American | Male | \$500,000 |
| FCC CONSULTING SERVICES L L C | 2 | NJ | Black American | Male | \$250,000 |
| FDEZ TRUCKING CORP | 4 | FL | Hispanic American | Male | \$10,000 |
| FEDERAL SECURITY SYSTEMS, INC. | 3 | DC | Hispanic American | Male | \$272,000 |
| FEDVET CONSTRUCTION | 9 | CA | Hispanic American | Male | \$1,000,000 |

| Firm Name | Region | Firm State | Owner Race/ Ethnicity | Owner Gender | 7(a) Loan Amount |
|-------------------------------------|---------------|-------------------|----------------------------------|---------------------|-------------------------|
| FILA GROUP LLC, THE | 3 | VA | Subcontinent Asian American | Male | \$1,000,000 |
| FMF PANDION | 9 | CA | Native American | Male | \$200,000 |
| FOUR WINDS MECHANICAL HTC/AC INC. | 6 | NM | Hispanic American | Female | \$1,132,700 |
| FRIEND CONTRACTORS LLC | 10 | AK | Native American | Female | \$1,680,000 |
| FRONTLINE SUPPORT SOLUTIONS, LLC | 6 | TX | Hispanic American | Female | \$250,000 |
| FWD THINK, LLC | 3 | VA | Black American | Female | \$100,000 |
| GANT GLOBAL SERVICES INC | 3 | MD | Black American | Female | \$200,000 |
| GAP ENGINEERING INC. | 6 | TX | Asian Pacific American | Male | \$9,250,000 |
| GCI CONSTRUCTION & INSPECTIONS, LLC | 9 | AZ | Hispanic American | Male | \$50,000 |
| GCOM INFORMATION TECHNOLOGY INC | 3 | MD | Subcontinent Asian American | Female | \$170,000 |
| GENECO TECHNOLOGIES, LLC | 6 | TX | Unknown | Female | \$1,385,500 |
| GENESIS 360 LLC | 6 | LA | Black American | Male | \$350,000 |
| GENTECH ASSOCIATES, INC. | 5 | IN | Unknown | Male | \$1,350,000 |
| GEODATA IT, LLC | 7 | MO | Hispanic American | Male | \$250,000 |
| GFY LOGISTICS LLC | 3 | VA | Hispanic American | Male | \$100,000 |
| GILCHRIST LAW FIRM, P.A., THE | 4 | FL | Black American | Male | \$250,000 |
| GLOBAL ENTERPRISE SERVICES, LLC | 5 | IL | Black American | Male | \$75,000 |
| GLOBAL SOLUTIONS INTERNATIONAL LLC | 6 | LA | Black American | Male | \$250,000 |
| GLOBALKYNECT SOLUTIONS, LLC | 3 | VA | Black American | Male | \$200,000 |
| GMW CONSTRUCTION LLC | 3 | PA | Black American | Male | \$200,000 |
| GOVMOBILE, LLC | 3 | MD | Asian Pacific American | Male | \$150,000 |
| GPI ENTERPRISES INC. | 5 | OH | Hispanic American | Male | \$350,000 |

| Firm Name | Region | Firm State | Owner Race/ Ethnicity | Owner Gender | 7(a) Loan Amount |
|--------------------------------------|---------------|-------------------|----------------------------------|---------------------|-------------------------|
| GREAT LAKES FACILITY MANAGEMENT LLC | 5 | MI | Black American | Male | \$337,200 |
| GREEN VIEW SOLUTIONS, LLC | 4 | FL | Hispanic American | Male | \$3,280,000 |
| GREEN WATER ENERGY LLC | 10 | WA | Native American | Female | \$700,000 |
| GREENCLEAN, INC. | 3 | VA | Asian Pacific American | Male | \$792,500 |
| GREENE MACHINE & MANUFACTURING, INC. | 4 | GA | Asian Pacific American | Female | \$1,806,300 |
| GRENLAR HOLDINGS, INC. | 10 | WA | Hispanic American | Female | \$70,000 |
| GRIFFITH CONTRACTING, LLC | 6 | OK | Native American | Female | \$1,079,400 |
| GT SERVICES, LLC | 4 | TN | Black American | Male | \$500,000 |
| GUARDIAN CONSTRUCTION, INC. | 8 | UT | Asian Pacific American | Male | \$50,000 |
| GXC INC. | 2 | NY | Hispanic American | Male | \$575,000 |
| H & M ASSOCIATES, LLC | 3 | PA | Subcontinent Asian American | Female | \$150,000 |
| H. G. JONES & ASSOCIATES, INC. | 5 | IL | Black American | Male | \$100,000 |
| HANA ENGINEERS AND CONSULTANTS, LLC | 3 | VA | Asian Pacific American | Male | \$570,000 |
| HARBOR SERVICES, INC. | 4 | SC | Black American | Male | \$3,321,000 |
| HARSHWAL & COMPANY LLP | 9 | CA | Asian Pacific American | Male | \$350,000 |
| HATHIANT LLC | 3 | VA | Subcontinent Asian American | Male | \$1,700,000 |
| HOLLOWAY CONSTRUCTION, INC. | 9 | CA | Hispanic American | Male | \$350,000 |
| HOPE CAPITAL LLC | 9 | AZ | Hispanic American | Female | \$50,000 |
| HORIZON ENGINEERING CONSULTING LLC | 2 | NJ | Asian Pacific American | Male | \$200,000 |
| I10 INC | 3 | VA | Asian Pacific American | Male | \$3,750,000 |

| Firm Name | Region | Firm State | Owner Race/ Ethnicity | Owner Gender | 7(a) Loan Amount |
|--|--------|------------|-----------------------------|--------------|------------------|
| IBEX IT BUSINESS EXPERTS LLC | 4 | GA | Black American | Female | \$350,000 |
| ICARUS CONSTRUCTION SERVICES, LLC | 1 | MA | Black American | Male | \$350,000 |
| ICT CLEANERS LLC | 7 | KS | Black American | Female | \$129,200 |
| IMPYRIAN LLC | 3 | MD | Black American | Male | \$562,000 |
| INDEPENDENT STRATEGIC MANAGEMENT SOLUTIONS, INC. | 10 | WA | Asian Pacific American | Female | \$200,000 |
| INDIRAP PRODUCTIONS INC. | 5 | IL | Black American | Male | \$200,000 |
| INDUSTRIAL SECURITY PRODUCTS, INC. | 2 | PR | Hispanic American | Male | \$3,000,000 |
| INDUSTRIAL SOLAR CONSULTING INC. | 9 | AZ | Hispanic American | Male | \$490,000 |
| INFORMATION TECHNOLOGY COMPANY L.L.C. | 3 | VA | Asian Pacific American | Male | \$106,900 |
| INFRASTRUCTURE MANAGEMENT AND ENGINEERING, INC. | 5 | OH | Subcontinent Asian American | Male | \$803,700 |
| INNOVATIVE ADVANCED SOLUTIONS, LLC | 3 | MD | Black American | Male | \$100,000 |
| INNOVATIVE PERFORMANCE CONSTRUCTION COMPANY, LLC | 4 | MS | Black American | Male | \$384,000 |
| INNOVO STRATEGIC SOLUTIONS, LLC | 3 | MD | Black American | Male | \$50,000 |
| INSI CLOUD INC | 3 | NJ | Subcontinent Asian American | Male | \$3,250,000 |
| INSPIRING LIVES FOREVER LLC. | 5 | OH | Black American | Female | \$25,000 |
| INTEGRAL TECHNICAL GROUP LLC | 4 | GA | Black American | Male | \$135,000 |
| INTEGRES, LLC | 3 | MD | Black American | Male | \$50,000 |
| INTERNATIONAL GLOBAL SOLUTION, LLC | 5 | IN | Black American | Male | \$533,000 |
| INTERNATIONAL TRADE MANAGEMENT GROUP, LLC | 3 | VA | Unknown | Male | \$850,000 |
| INUPIAQ ALASKA GROUP, LLC | 10 | AK | Native American | Female | \$140,000 |
| IOI CONSTRUCTION CORP. | 9 | AZ | Unknown | Male | \$500,000 |
| IRONSHIELD CONSULTING, LLC | 3 | VA | Black American | Male | \$20,000 |

| Firm Name | Region | Firm State | Owner Race/ Ethnicity | Owner Gender | 7(a) Loan Amount |
|--|---------------|-------------------|----------------------------------|---------------------|-------------------------|
| ITFRASTRUCTURE, INC. | 3 | VA | Asian Pacific American | Male | \$400,000 |
| ITNOVA, LLC | 3 | MD | Hispanic American | Female | \$150,000 |
| IVYHILL TECHNOLOGIES, LLC | 3 | MD | Black American | Female | \$150,000 |
| J & J BUILDER CONTRACTORS GROUP CORP | 2 | PR | Hispanic American | Male | \$925,000 |
| J FOSTER & ASSOCIATES LLC | 10 | ID | Unknown | Female | \$400,000 |
| J.M. DRIVER, LLC | 9 | CA | Black American | Male | \$750,000 |
| J.M. PACIFIC CONSTRUCTION, INC. | 10 | WA | Hispanic American | Male | \$151,300 |
| J29 INC. | 3 | MD | Unknown | Female | \$400,000 |
| JAMISON PROFESSIONAL SERVICES LLC | 8 | CO | Black American | Male | \$1,050,000 |
| JAYKAL LED SOLUTIONS INC. | 3 | DE | Subcontinent Asian American | Male | \$850,000 |
| JAZZ SOLUTIONS INC. | 3 | VA | Subcontinent Asian American | Female | \$5,250,000 |
| JHL INTEGRATIONS INC. | 9 | HI | Hispanic American | Male | \$100,000 |
| JLGOV LLC | 3 | VA | Black American | Male | \$150,000 |
| JLM STAFFING SOLUTIONS | 9 | CA | Black American | Female | \$120,000 |
| JMJ CONSULTANTS, INC | 5 | MI | Subcontinent Asian American | Male | \$150,000 |
| JOACHIM GROUP, CPA'S & CONSULTANTS, LLC, THE | 3 | VA | Black American | Male | \$215,000 |
| JPI CONSTRUCTION LLC | 2 | PR | Hispanic American | Male | \$500,000 |
| JVR, LLC | 6 | TX | Hispanic American | Male | \$10,000 |
| JW AFFINITY IT, LLC | 4 | GA | Hispanic American | Female | \$2,140,000 |
| K PAYNE CONTRACTING LLC | 4 | TN | Black American | Female | \$30,000 |
| K&C CONTRACTORS, INC. | 4 | NC | Native American | Male | \$50,000 |

| Firm Name | Region | Firm State | Owner Race/ Ethnicity | Owner Gender | 7(a) Loan Amount |
|--|---------------|-------------------|----------------------------------|---------------------|-------------------------|
| K. JOHNSON & COMPANY, LLC | 3 | MD | Black American | Male | \$170,000 |
| KBR CONTRACTING, LLC | 3 | WV | Hispanic American | Male | \$50,000 |
| KEN CONSULTING, INC. | 3 | MD | Black American | Male | \$100,000 |
| KERBEROS INTERNATIONAL, INC. | 6 | TX | Unknown | Female | \$2,831,000 |
| KERSH INFORMATION TECHNOLOGY SERVICES, LLC | 3 | DE | Asian Pacific American | Female | \$300,000 |
| KG VENTURES LLC | 7 | MO | Unknown | Female | \$352,600 |
| KING FREIGHT LLC | 3 | PA | Subcontinent Asian American | Male | \$25,000 |
| KINGSTRUCTION, INC. | 9 | CA | Black American | Male | \$140,000 |
| KLEIN ENGINEERING, P.S.C. | 2 | PR | Hispanic American | Male | \$200,000 |
| KNEXUS RESEARCH CORP. | 3 | VA | Subcontinent Asian American | Male | \$5,150,000 |
| KOVAIS INNOVATIVE SOLUTIONS, LLC | 3 | DC | Black American | Male | \$150,000 |
| L.P.S. AUTOS INC. | 2 | NY | Hispanic American | Male | \$620,000 |
| LAWRENCE T. BUTLER, PROFESSIONAL ENGINEER, LLC | 7 | NE | Black American | Male | \$385,400 |
| LCG, Inc | 10 | ID | Unknown | Male | \$350,000 |
| LEGACY BUILDERS CONSTRUCTION, INC. | 9 | CA | Hispanic American | Male | \$350,000 |
| LEOTA PROFESSIONAL RESOURCES, LLC | 3 | MD | Black American | Female | \$350,000 |
| LIGHTHOUSE INTEGRATED SERVICES CORP | 2 | PR | Hispanic American | Female | \$160,000 |
| LJV DEVELOPMENT LLC | 1 | MA | Hispanic American | Female | \$788,500 |
| LOGISTIC RESOURCE SOLUTION, INC | 10 | WA | Black American | Female | \$101,000 |
| LOTS & MORE, INC. | 4 | KY | Black American | Male | \$265,500 |
| LUCIANOS EXCAVATION INC | 1 | MA | Black American | Male | \$200,000 |

| Firm Name | Region | Firm State | Owner Race/ Ethnicity | Owner Gender | 7(a) Loan Amount |
|---|---------------|-------------------|----------------------------------|---------------------|-------------------------|
| LUMIA ONE INCORPORATED | 3 | MD | Hispanic American | Male | \$100,000 |
| M3 ENGINEERING GROUP, P.C. | 7 | MO | Black American | Female | \$250,000 |
| MACNEW CONSULTING LLC | 3 | MD | Black American | Female | \$35,000 |
| MAGUIRE OHARA CONSTRUCTION INC | 6 | OK | Native American | Female | \$250,000 |
| MAJESTIC INTEGRATED CONSTRUCTION SOLUTIONS L.L.C. | 7 | MO | Black American | Male | \$80,000 |
| MAKRO, CORP. | 2 | PR | Hispanic American | Female | \$160,000 |
| MARKETING MAVEN PUBLIC RELATIONS, INC. | 9 | CA | Native American | Female | \$200,000 |
| MASEGO INC. | 3 | VA | Black American | Male | \$250,000 |
| MASON ENTERPRISES LLC | 3 | MD | Black American | Female | \$60,000 |
| MATCON CONSTRUCTION SERVICES, INC. | 4 | FL | Hispanic American | Male | \$2,198,000 |
| MATRIX COMMUNICATIONS LLC | 3 | MD | Black American | Male | \$350,000 |
| MAX CYBERSECURITY LLC | 3 | DC | Black American | Male | \$60,000 |
| MAXMED HEALTHCARE INC | 6 | TX | Black American | Male | \$559,700 |
| MAYHEW TECHNOLOGY SOLUTIONS, LLC | 6 | OK | Unknown | Female | \$400,000 |
| MCJ PROFESSIONAL CLEANING SERVICES, CORP. | 4 | FL | Hispanic American | Female | \$300,000 |
| MELGAR FACILITY MAINTENANCE LLC | 9 | CA | Hispanic American | Male | \$1,125,000 |
| MENDEZ GROUP, INC | 6 | LA | Hispanic American | Female | \$100,000 |
| MID-ATLANTIC INTERPRETING GROUP, INC. | 3 | MD | Unknown | Male | \$650,000 |
| MIDSTATE INDUSTRIAL INC | 4 | GA | Black American | Female | \$700,000 |
| MOBLEY & ALLEN ASSOCIATES, LLC | 3 | DC | Black American | Female | \$150,000 |
| MODESTO MANAGEMENT LLC | 5 | IL | Black American | Male | \$150,000 |
| MONBO GROUP INTERNATIONAL, LTD | 3 | MD | Black American | Male | \$250,000 |

| Firm Name | Region | Firm State | Owner Race/ Ethnicity | Owner Gender | 7(a) Loan Amount |
|---|---------------|-------------------|----------------------------------|---------------------|-------------------------|
| MORA CONSULTANTS LLC | 9 | CA | Subcontinent Asian American | Female | \$700,500 |
| MULTICRAFT ELECTRIC LLC | 5 | IN | Asian Pacific American | Male | \$290,000 |
| MULTIVARIABLE SYSTEMS TECH (MVS-TECH) LLC | 10 | ID | Black American | Male | \$390,000 |
| MX CONSTRUCTION, INC. | 9 | CA | Unknown | Female | \$300,000 |
| MY NEXT CAREER PATH STAFFING, LLC | 9 | NV | Black American | Male | \$175,000 |
| MYRATECH SOLUTIONS, LLC. | 9 | CA | Subcontinent Asian American | Female | \$75,000 |
| MYS LLC | 9 | NV | Black American | Female | \$60,000 |
| NATION GROUP INC. | 2 | NY | Black American | | \$110,000 |
| NATIONAL MAINTENANCE GROUP LLC | 9 | AZ | Black American | Male | \$1,970,000 |
| NATIVE CONSOLIDATED MANAGEMENT LLC | 6 | TX | Native American | Male | \$3,099,000 |
| NATIVE INSTINCT LLC | 4 | FL | Asian Pacific American | Male | \$179,000 |
| ND3 INC | 4 | SC | Black American | Male | \$124,000 |
| NETLOGIC SOLUTIONS, INCORPORATED | 3 | VA | Subcontinent Asian American | Female | \$500,000 |
| NEW COAST TRADING, (NCT) LLC | 4 | OH | Hispanic American | Male | \$1,000,000 |
| NEW FLOORING HORIZONS LLC | 10 | AK | Hispanic American | Male | \$102,000 |
| NEW GARDEN DESIGN, INC. | 2 | PR | Hispanic American | Male | \$100,000 |
| NEXT LEVEL SOLUTIONS, LLC | 3 | MD | Black American | Male | \$350,000 |
| NEXT PHASE SOLUTIONS AND SERVICES, INC. | 3 | MD | Unknown | Female | \$1,500,000 |
| NITYA LLC | 3 | MD | Subcontinent Asian American | Male | \$3,050,000 |
| NOUVEAU CONSULTING | 6 | TX | Asian Pacific American | Male | \$250,000 |

| Firm Name | Region | Firm State | Owner Race/ Ethnicity | Owner Gender | 7(a) Loan Amount |
|------------------------------------|---------------|-------------------|----------------------------------|---------------------|-------------------------|
| NTS SERVICES LLC | 3 | VA | Hispanic American | Female | \$75,000 |
| NUVOLOGIC CONSULTING, INC. | 3 | VA | Asian Pacific American | Female | \$350,000 |
| OCS CONSTRUCTION SERVICES, INC. | 9 | CA | Hispanic American | Male | \$764,100 |
| OCTAVE TECHNOLOGIES CORPORATION | 3 | MD | Subcontinent Asian American | Male | \$300,000 |
| OHC ADVISORS INC | 4 | FL | Hispanic American | Male | \$3,675,000 |
| OMNIWARE L.L.C. | 4 | NC | Native American | Male | \$225,000 |
| OMSAI COM LLC | 3 | VA | Subcontinent Asian American | Male | \$50,000 |
| ON-DEMAND SERVICES, LLC | 3 | DE | Black American | Male | \$40,000 |
| ONEZERO SOLUTIONS LLC | 3 | VA | Unknown | Male | \$150,000 |
| ONYX MEDIA SERVICES, INC. | 4 | GA | Black American | Male | \$551,000 |
| ONYX STRATEGIC SOLUTIONS, LLC | 3 | DC | Black American | Female | \$200,000 |
| OPTIONAL SOLUTIONS, LLC | 4 | FL | Black American | Female | \$70,000 |
| ORTIZ GROUP, LLC, THE | 9 | CA | Hispanic American | Male | \$210,000 |
| OSO INC | 2 | NY | Hispanic American | Female | \$1,000,000 |
| OVERALL CONTRACTORS GROUP, INC. | 2 | PR | Hispanic American | Female | \$290,000 |
| OVERFLOW SERVICE, LLC | 4 | KY | Black American | Male | \$125,000 |
| P17 SOLUTIONS LLC | 3 | MD | Asian Pacific American | Male | \$200,000 |
| PACIFIC FORCE CONSULTING GROUP LLC | 9 | NV | Hispanic American | Male | \$150,000 |
| PARRA CONSULTING GROUP, INC | 3 | MD | Hispanic American | Male | \$325,000 |
| PATRIOT PRECISION LOGISTICS LLC | 4 | GA | Black American | Male | \$53,000 |
| PHAETON SOLUTIONS LLC | 3 | VA | Black American | Male | \$350,000 |

| Firm Name | Region | Firm State | Owner Race/ Ethnicity | Owner Gender | 7(a) Loan Amount |
|--|--------|------------|-----------------------------|--------------|------------------|
| PHOENIX GENERAL CONTRACTORS, LLC | 6 | TX | Hispanic American | Male | \$100,000 |
| PILLOW EXPRESS DELIVERY, INC. | 5 | IN | Black American | Male | \$1,997,500 |
| PINNACLE GROUP ENGINEERING INC | 3 | VA | Asian Pacific American | Female | \$435,400 |
| PLATINUM BUSINESS SERVICES, LLC | 3 | MD | Subcontinent Asian American | Male | \$1,000,000 |
| PM CONSULTING GROUP LLC | 3 | MD | Black American | Male | \$1,315,000 |
| PM JENKINS GROUP- PROFESSIONAL MANAGEMENT SERVICES LLC | 5 | MI | Black American | Male | \$800,000 |
| POLARIS CONSULTING GROUP, INC | 3 | VA | Black American | Male | \$50,000 |
| POSITIVEPSYCHE.BIZ CORP | 3 | MD | Hispanic American | Male | \$150,000 |
| POWDER RIVER INDUSTRIES, LLC | 8 | VA | Unknown | Female | \$300,000 |
| PP91 ENTERPRISES INCORPORATED | 4 | FL | Black American | Male | \$10,000 |
| PRECISION MATERIAL MANAGEMENT, LLC | 9 | CA | Black American | Male | \$10,000 |
| PREMIER ENTERPRISE SOLUTIONS, LLC | 3 | MD | Black American | Female | \$150,000 |
| PREMIER HEALTHCARE SERVICE, LLC | 3 | VA | Black American | Female | \$515,000 |
| PREMIER MECHANICAL PRODUCTS LLC | 7 | KS | Unknown | Female | \$1,050,000 |
| PROARC, INC. | 3 | MD | Black American | Female | \$280,000 |
| PROFESSIONAL MANAGEMENT CONSULTING SERVICES, LLC | 3 | DC | Black American | Male | \$150,000 |
| PROTECT SECURITY LLC | 4 | GA | Black American | Male | \$150,000 |
| PROVISION CONTRACTING SERVICES LLC | 4 | AL | Black American | Male | \$262,500 |
| PUEO BUSINESS SOLUTIONS LLC | 3 | VA | Asian Pacific American | Male | \$500,000 |
| PURICLOUD LLC | 10 | ID | Black American | Male | \$49,500 |
| QED ENTERPRISES INC. | 3 | VA | Unknown | Male | \$350,000 |
| QLED LIGHTING LLC | 9 | AZ | Unknown | Female | \$50,000 |

| Firm Name | Region | Firm State | Owner Race/ Ethnicity | Owner Gender | 7(a) Loan Amount |
|---|---------------|-------------------|----------------------------------|---------------------|-------------------------|
| QUANTUM VENTURA INC. | 9 | CA | Subcontinent Asian American | Male | \$175,000 |
| QUEVERA, LLC | 3 | MD | Black American | Male | \$750,000 |
| QUZARA LLC | 3 | VA | Subcontinent Asian American | Female | \$350,000 |
| R.L. HUESTON, LLC | 5 | OH | Black American | Male | \$266,400 |
| RAC CONSTRUCTION & ENGINEERING, INC. | 9 | CA | Hispanic American | Male | \$240,000 |
| RAE CONSTRUCTION LLC | 9 | AZ | Unknown | Female | \$524,000 |
| RAFAEL CASTRO MONTES DE OCA ARQUITECTOS PSC | 2 | PR | Hispanic American | Male | \$50,000 |
| READY SERVICES, LLC | 6 | OK | Black American | Male | \$1,198,300 |
| REALTIME TECHNICAL SOLUTIONS LLC | 3 | VA | Black American | Male | \$30,000 |
| REARDEN LOGIC INC. | 8 | CO | Hispanic American | Male | \$1,282,200 |
| RED PIONEER ENTERPRISE INC. | 6 | TX | Hispanic American | Male | \$110,000 |
| RED RIVER RESOURCES, LLC | 9 | CA | Native American | Female | \$250,000 |
| RED RIVER SCIENCE & TECHNOLOGY, LLC | 6 | OK | Black American | Male | \$3,000,000 |
| REDTRACE TECHNOLOGIES, INC. | 3 | MD | Black American | Male | \$550,000 |
| REDWOOD STRATEGY GROUP INC. | 3 | VA | Asian Pacific American | Female | \$425,000 |
| RELI GROUP, INC. | 3 | MD | Subcontinent Asian American | Male | \$1,000,000 |
| RELIANT TRUCKING INCORPORATED | 9 | HI | Native American | N/A | \$497,000 |
| RESIDENTIAL ENHANCEMENTS, INC. | 4 | GA | Black American | Female | \$442,000 |
| RESTONLOGIC, LLC | 3 | VA | Subcontinent Asian American | Male | \$300,000 |
| REVOLUTION MACHINE TOOLS, INC | 4 | UT | Native American | Male | \$820,000 |
| REVOLUTION MACHINE TOOLS, INC | 8 | UT | Native American | Male | \$250,000 |
| RG'Z FORESTRY LLC | 10 | OR | Hispanic American | Male | \$50,000 |

| Firm Name | Region | Firm State | Owner Race/ Ethnicity | Owner Gender | 7(a) Loan Amount |
|--------------------------------------|---------------|-------------------|----------------------------------|---------------------|-------------------------|
| RIELES GROUP LLC | 4 | GA | Black American | Male | \$75,000 |
| RJK CONSTRUCTION LLC | 10 | OR | Unknown | Female | \$587,000 |
| RJY GROUP, LLC | 6 | TX | Black American | Male | \$25,000 |
| RM EXTERIORS GROUP LLC | 4 | GA | Hispanic American | Male | \$210,000 |
| ROB REYNOLDS CONSTRUCTION, INC | 9 | CA | Hispanic American | Male | \$640,000 |
| ROBBINS METAL FAB LLC | 4 | FL | Native American | Female | \$100,000 |
| ROD TRANSPORT INC | 9 | CA | Hispanic American | Male | \$221,000 |
| ROMAN MEDIAWORKS LLC | 3 | DC | Black American | Male | \$275,000 |
| RPS MEDICAL SERVICE CORP. | 2 | PR | Hispanic American | Female | \$200,000 |
| SAFEGUARD SECURITY SOLUTIONS LLC | 4 | GA | Black American | Male | \$250,000 |
| SAMBI LLC | 3 | DC | Black American | Male | \$350,000 |
| SANDOVAL TECHNOLOGY SOLUTIONS, LLC. | 6 | TX | Hispanic American | Male | \$2,100,000 |
| SANTA & CO CORP. | 2 | PR | Hispanic American | Male | \$450,000 |
| SCB MANAGEMENT SOLUTIONS, INC. | 3 | MD | Black American | Female | \$85,000 |
| SDA SOLUTIONS LLC | 3 | VA | Hispanic American | Male | \$150,000 |
| SERGEANT CONSTRUCTION INC. | 5 | IL | Black American | Male | \$75,000 |
| SERNA'S TRUCKING LLC | 6 | TX | Hispanic American | Female | \$250,000 |
| SERVEFED INC. | 3 | MD | Subcontinent Asian American | Male | \$100,000 |
| SERVEEXO | 9 | CA | Black American | Male | \$3,200,000 |
| SESOM CONSULTANTS LLC | 3 | VA | Black American | Male | \$200,000 |
| SF GENERAL MAINTENANCE SERVICES, LLC | 2 | VI | Black American | Male | \$150,000 |
| SGP MANAGEMENT LLC | 6 | TX | Subcontinent Asian American | Male | \$158,000 |

| Firm Name | Region | Firm State | Owner Race/ Ethnicity | Owner Gender | 7(a) Loan Amount |
|---|--------|------------|-----------------------------|--------------|------------------|
| SGTR, LLC | 2 | NY | Black American | Male | \$350,000 |
| SHORE SOLUTIONS, INC. | 9 | CA | Hispanic American | Female | \$350,000 |
| SIERTEK, LTD | 5 | OH | Hispanic American | Male | \$1,030,000 |
| SIMMONS-JOHNSON CONSULTING, LLC | 6 | TX | Black American | Female | \$250,000 |
| SIMPLE TECHNOLOGY SOLUTIONS INC. | 3 | DC | Black American | Male | \$350,000 |
| SKYMANTICS, LLC | 4 | FL | Asian Pacific American | Male | \$50,000 |
| SKYTEL, LLC | 2 | NJ | Hispanic American | Male | \$36,000 |
| SKYWARD IT SOLUTIONS, LLC | 3 | MD | Asian Pacific American | Male | \$175,000 |
| SMALL BUSINESS INFORMATION & RESOURCE CORP. | 4 | FL | Black American | Male | \$35,000 |
| SME WALKER INCORPORATED | 3 | MD | Black American | Male | \$100,000 |
| SMR SECURITY SERVICES LLC | 6 | TX | Black American | Male | \$260,000 |
| SO CAL COMMUNICATIONS GROUP, INC. | 9 | CA | Hispanic American | Female | \$300,000 |
| SOCIO-ECOLOGICAL CONCEPTS, LLC | 8 | UT | Hispanic American | Male | \$45,000 |
| SOFTTHINK SOLUTIONS, INC | 3 | VA | Subcontinent Asian American | Female | \$350,000 |
| SOHUM SYSTEMS LLC | 7 | KS | Subcontinent Asian American | Male | \$150,000 |
| SOKAT CONSULTING, LLC | 3 | MD | Asian Pacific American | Male | \$25,000 |
| SOLID GROUND LLC | 8 | UT | Native American | N/A | \$500,000 |
| SPARK ELECTRIC, LLC | 2 | NJ | Hispanic American | Male | \$125,000 |
| SPELLMAN CONSULTING GROUP, LLC | 4 | GA | Black American | Female | \$24,000 |
| SRK ENGINEERING INC. | 9 | CA | Asian Pacific American | Female | \$1,284,000 |

| Firm Name | Region | Firm State | Owner Race/ Ethnicity | Owner Gender | 7(a) Loan Amount |
|--|---------------|-------------------|----------------------------------|---------------------|-------------------------|
| STRADA PROFESSIONAL SERVICES, LLC | 4 | AL | Black American | Male | \$300,000 |
| STRATEGIC SOLUTIONS INTERNATIONAL, LLC | 3 | MD | Black American | Male | \$100,000 |
| STRATIVIA LLC | 3 | MD | Black American | Male | \$350,000 |
| SUCCESS BY DESIGN LLC | 3 | MD | Hispanic American | Male | \$200,000 |
| SUN CHASE MEDIA, L.L.C. | 3 | VA | Black American | Male | \$318,600 |
| SURECAN LLC | 9 | HI | Native American | Male | \$200,000 |
| SWAN CONTRACTING, LLC | 1 | NH | Black American | Female | \$2,000,000 |
| SYBERSENSE, LLC | 3 | VA | Subcontinent Asian American | Male | \$350,000 |
| SYNAPTEIN SOLUTIONS INCORPORATED | 3 | VA | Subcontinent Asian American | Male | \$930,400 |
| SYSUSA, INC | 3 | VA | Subcontinent Asian American | Female | \$336,000 |
| T3I SOLUTIONS, LLC | 9 | NV | Asian Pacific American | Male | \$50,000 |
| TAKOTA FLATS, LLC | 3 | VA | Native American | Male | \$150,000 |
| TALLYCODE LLC | 3 | DC | Black American | Male | \$25,000 |
| TAMARACK TECHNOLOGIES, INC. | 3 | VA | Black American | Male | \$704,400 |
| TAMEER INC. | 2 | NY | Subcontinent Asian American | Male | \$100,000 |
| TATRA SOLUTIONS, INC. | 4 | NC | Unknown | Female | \$250,000 |
| TAUREAN GENERAL SERVICES, INCORPORATED | 6 | TX | Hispanic American | Male | \$350,000 |
| TCG, A CORPORATION OF IDAHO, INC. | 10 | ID | Native American | Male | \$1,000,000 |
| TEAMWORX SECURITY, LLC | 3 | MD | Asian Pacific American | Male | \$2,500,000 |
| TECH7 CONSULTING, LLC | 8 | CO | Hispanic American | Male | \$250,000 |
| TECHNOLOGY SCIENCE CORPORATION | 3 | VA | Asian Pacific American | Female | \$200,000 |

| Firm Name | Region | Firm State | Owner Race/ Ethnicity | Owner Gender | 7(a) Loan Amount |
|----------------------------------|---------------|-------------------|----------------------------------|---------------------|-------------------------|
| TECKPERT, LLC | 4 | FL | Hispanic American | Male | \$140,000 |
| TENOSAR CORPORATION | 4 | FL | Hispanic American | Male | \$100,000 |
| TERRA GROUP LANDSCAPE L.L.C. | 9 | CA | Hispanic American | Male | \$300,000 |
| TERRA SITE CONSTRUCTORS LLC | 3 | VA | Subcontinent Asian American | Male | \$400,000 |
| THE KALAIMOKU GROUP INC | 9 | HI | Native American | Male | \$800,000 |
| THOMAS & REED, LLC | 5 | IN | Black American | Female | \$500,000 |
| TI VERBATIM CONSULTING INC. | 3 | WV | Hispanic American | Female | \$100,000 |
| TIME SYSTEMS LLC | 3 | VA | Black American | Male | \$1,000,000 |
| TINA COLEBROOK ARCHITECT, LLC | 3 | MD | Unknown | Female | \$723,000 |
| TODAY'S SOLUTIONS, LLC | 6 | TX | Black American | Male | \$75,000 |
| TOM HAMMONDS ENTERPRISES, LLC | 4 | FL | Black American | Male | \$1,575,000 |
| TOOLS MAN, INC., THE | 4 | FL | Hispanic American | Male | \$110,000 |
| TOWER STRATEGY GROUP INC. | 3 | VA | Subcontinent Asian American | Male | \$150,000 |
| TRAVIS CONSTRUCTION COMPANY, LLC | 4 | MS | Black American | Male | \$300,000 |
| TRENDSIC CORPORATION, INC | 6 | LA | Black American | Male | \$300,000 |
| TRIDANT SOLUTIONS, INC. | 9 | CA | Hispanic American | Female | \$300,000 |
| TRINITY OF UTAH, INC | 8 | UT | Hispanic American | Female | \$200,000 |
| TRINITY REVIEW SERVICES INC | 6 | TX | Black American | Male | \$50,000 |
| TRIPLE A BUILDING SERVICES, INC. | 8 | WY | Hispanic American | Male | \$3,500,000 |
| TRUCKING INNOVATION LLC | 6 | LA | Black American | Male | \$1,382,000 |
| TRUEEDGE SOLUTIONS LLC | 3 | PA | Asian Pacific American | Female | \$106,000 |

| Firm Name | Region | Firm State | Owner Race/ Ethnicity | Owner Gender | 7(a) Loan Amount |
|--|--------|------------|-----------------------------|--------------|------------------|
| TUSK LLC | 3 | DC | Subcontinent Asian American | Female | \$175,000 |
| TVC CONSTRUCTION CORP | 4 | FL | Hispanic American | Male | \$150,000 |
| TYLER CONSULTING GROUP LLC | 3 | MD | Black American | Female | \$35,000 |
| U.S. FEDERAL SOLUTIONS, INC. | 3 | NC | Black American | Male | \$250,000 |
| UNIC PRO, INC. | 1 | MA | Hispanic American | Female | \$3,042,800 |
| UNIFIED CONTRACTOR, INC. | 6 | NM | Hispanic American | Male | \$349,100 |
| UNIVERSAL POWER CONVERSION | 5 | MN | Unknown | Female | \$1,613,700 |
| UPSLOPE ADVISORS INC. | 3 | VA | Black American | Male | \$97,000 |
| US ECO PRODUCTS CORPORATION | 1 | MA | Unknown | Female | \$200,000 |
| US HYDROVAC INC | 5 | IN | Subcontinent Asian American | Male | \$3,436,400 |
| VAULTES, LLC | 4 | FL | Hispanic American | Male | \$75,000 |
| VECTOR UTILITIES LLC | 6 | TX | Hispanic American | Female | \$1,500,000 |
| VETERAN CORP | 3 | VA | Subcontinent Asian American | Male | \$65,000 |
| VETERAN TECHNOLOGY LEADERS, LLC | 3 | MD | Black American | Male | \$100,000 |
| VEYA INCORPORATED | 5 | IL | Black American | Male | \$150,000 |
| VG IT SERVICES, INC | 3 | VA | Subcontinent Asian American | Female | \$350,000 |
| VINE LEADERSHIP GROUP, LLC | 3 | MD | Black American | Male | \$150,000 |
| VINIT JOSHI D.D.S., INC. | 9 | CA | Subcontinent Asian American | Male | \$200,000 |
| VISION'S SOWN, AN ANCIENT BAKING COMPANY | 1 | MA | Black American | Female | \$20,000 |
| VIVSOFT TECHNOLOGIES LLC | 3 | VA | Subcontinent Asian American | Male | \$350,000 |
| VMC LLC | 5 | MN | Asian Pacific American | Female | \$350,000 |

| Firm Name | Region | Firm State | Owner Race/ Ethnicity | Owner Gender | 7(a) Loan Amount |
|--|---------------|-------------------|----------------------------------|---------------------|-------------------------|
| VMR CONSTRUCTION CORP. | 2 | PR | Hispanic American | Male | \$250,000 |
| VOLANS CORPORATION | 3 | VA | Subcontinent Asian American | Male | \$350,000 |
| W2 CONSULTING CORPORATION | 3 | MD | Black American | Female | \$50,000 |
| WANDER STAFFING LLC | 6 | TX | Hispanic American | Male | \$300,000 |
| WARCON, LLC | 6 | OK | Native American | Male | \$400,000 |
| WARFEATHER, LLC | 6 | OK | Native American | Male | \$2,625,000 |
| WEBER SOLUTIONS LLC | 3 | MD | Black American | Female | \$347,700 |
| WESSON CONSTRUCTION SERVICES, LLC | 6 | TX | Black American | Male | \$400,000 |
| WESTBROOK TOWERS, INC. | 4 | GA | Hispanic American | Female | \$1,522,000 |
| WESTOVER ROOFING LLC | 9 | AZ | Hispanic American | Male | \$100,000 |
| WHITE'S JANITORIAL AND MAINTENANCE SERVICE | 3 | MD | Black American | Male | \$50,000 |
| WHITWORTHKEE CONSULTING LLC | 3 | DC | Black American | Male | \$35,000 |
| WILLIS LAW GROUP PLLC, THE | 6 | TX | Black American | Male | \$2,692,300 |
| WISEFOX SOLUTIONS, INC. | 4 | AL | Native American | Male | \$599,900 |
| WRK LAB, INC | 4 | FL | Hispanic American | Male | \$1,856,000 |
| X3M SYSTEMS, LLC | 3 | MD | Subcontinent Asian American | Male | \$350,000 |
| Z7 SOLUTIONS LLC | 4 | FL | Native American | Female | \$350,000 |
| ZEPOL PRODUCTIONS INC. | 6 | CA | Hispanic American | Male | \$1,500,000 |
| ZIMMETRY ENVIRONMENTAL MANAGEMENT, CORP. | 2 | PR | Hispanic American | Male | \$223,000 |

FY 2023 408 Report Appendix D: Participants with SBA 504 Loans

U.S. Small Business Administration Office of Business Development

Program Participants in FY2023 with 504 Loans

Table D.1 lists all the firms that were active in FY 2023 that had 504 loans.

Table D.1: 8(a) Participants with 504 Loans

| Firm Name | Region | Firm State | Owner Race/ Ethnicity | Owner Gender | 504 Loan Amount |
|--|--------|------------|--------------------------|--------------|-----------------|
| 21ST CENTURY MANAGEMENT SERVICES, INC. | 1 | MA | Black American | Female | \$532,000 |
| 360 ENERGY SOLUTIONS LLC | 4 | FL | Hispanic American | Male | \$931,000 |
| ADVANCED DESIGN CONTRACTING LLC | 5 | MN | Hispanic American | Male | \$685,000 |
| AIRES & SERVICIOS CONTRATISTAS MECANICOS, INC. | 2 | PR | Hispanic American | Male | \$64,000 |
| ARIEL BUSINESS GROUP, INC., THE | 4 | FL | Black American | Male | \$165,000 |
| BROOK ARCHITECTURE INCORPORATED | 5 | IL | Black American | Female | \$303,000 |
| DATUM CONSTRUCTION LLC | 10 | ID | Hispanic American | Male | \$455,000 |
| EMB ELECTRICAL INC | 9 | GU | Asian Pacific American | Female | \$440,000 |
| EXPERT APPROACH INC | 8 | SD | Hispanic American | Male | \$103,000 |
| FORENSIC ACCOUNTANTS & CONSULTANTS P.A. | 4 | FL | Hispanic American | Female | \$479,000 |
| FORSYTHE, INC. | 3 | VA | Unknown | Female | \$288,000 |
| JLM STAFFING SOLUTIONS | 9 | CA | Black American | Female | \$420,000 |
| JW AFFINITY IT, LLC | 4 | GA | Hispanic American | Female | \$1,756,000 |
| KEEP CLEAN LLC | 2 | PR | Hispanic American | Male | \$300,000 |
| LANTERRA, L.L.C. | 6 | TX | Hispanic American | Male | \$125,000 |
| MASSER GROUP INC., THE | 6 | TX | Hispanic American | Male | \$310,000 |
| MEADOWS CMPG, INC. | 3 | VA | Black American | Female | \$808,000 |

| Firm Name | Region | Firm State | Owner Race/ Ethnicity | Owner Gender | 504 Loan Amount |
|---|---------------|-------------------|----------------------------------|---------------------|------------------------|
| PEAK ELECTRIC, INC. | 5 | OH | Black American | Male | \$230,000 |
| PRONTO SHIPPING AND PACKAGING SERVICES INC. | 6 | TX | Black American | Female | \$1,558,000 |
| QA ENGINEERING, LLC | 6 | NM | Native American | Male | \$381,000 |
| TAMEER INC. | 2 | NY | Subcontinent Asian American | Male | \$628,000 |
| TST TACTICAL DEFENSE SOLUTIONS, INC. | 3 | VA | Hispanic American | Male | \$2,082,000 |
| V.C.I. VICTOR CONSTRUCTION, INC. | 9 | CA | Hispanic American | Male | \$901,000 |



U.S. Small Business
Administration

**U.S. Small Business Administration
Office of Business Development
409 Third Street, S.W.
Washington, DC 20416**