

















DEPARTMENT OF TRANSPORTATION

GOALS ACHIEVED	OVERALL GRADE
4/5	<ul style="list-style-type: none"> • DOT achieved 50.88% exceeding its small business goal of 35.31% that was above the 23% Government-wide goal • This resulted in small business receiving \$148 million more than FY2006 • DOT exceeded SDB, WOSB, and HUBZone goals • Although the SDVOSB goal was not met, SDVOSB goal made considerable progress from FY2006

SMALL BUSINESS GRADE				
	FY2006/FY2007 % GOAL	FY2006 SMALL BUSINESS ACHIEVEMENTS	FY2007 SMALL BUSINESS ACHIEVEMENTS	ACHIEVEMENT PROGRESS
 GREEN	35.31%	41.11% (\$607,719,336)	50.88% (\$755,741,873)	 GREEN

SOCIO-ECONOMIC GRADES				
	FY2006/FY2007 % GOAL	FY2006 SMALL BUSINESS ACHIEVEMENTS	FY2007 SMALL BUSINESS ACHIEVEMENTS	ACHIEVEMENT PROGRESS
SDB  GREEN	14%	16.13% (\$238,489,255)	19.30% (\$286,642,941)	 GREEN
WOSB  GREEN	5%	8.04% (\$118,893,036)	10.40% (\$154,505,074)	 GREEN
HUBZONE  GREEN	3%	7.52% (\$111,161,029)	7.56% (\$112,237,647)	 GREEN
SDVOSB  RED	3%	1.89% (\$27,966,073)	2.34% (\$34,747,021)	 GREEN

ACHIEVEMENT CRITERIA	
 GREEN	THE AGENCY MUST MEET 100% OF ITS GOAL
 YELLOW	THE AGENCY MUST MEET 90-99% OF ITS SMALL BUSINESS GOAL
 RED	THE AGENCY DID NOT MEET 90-99% OF ITS SMALL BUSINESS GOAL

ACHIEVEMENT PROGRESS CRITERIA	
 GREEN	THE AGENCY MUST HAVE MADE THEIR GOAL OR MADE PROGRESS IN UNMET GOAL SINCE FY2006 (DOLLARS, PERCENTAGE, OR 3 YEAR ACHIEVEMENT AVERAGE (FY2005-FY2007)).
 YELLOW	THE AGENCY MUST MAKE PROGRESS IN UNMET GOAL. FY2007 GOAL ACHIEVEMENT DOLLARS OR PERCENTAGE IS WITHIN 10% OF FY2006 ACHIEVEMENT OR 3 YEAR ACHIEVEMENT AVERAGE (FY2005-FY2007).
 RED	THE AGENCY DID NOT MAKE PROGRESS IN UNMET GOAL