

















DEPARTMENT OF DEFENSE

GOALS ACHIEVED	OVERALL GRADE
1/5	<ul style="list-style-type: none"> • DOD did not achieve its small business goal of 22.24%; however small business dollars increased by \$7 billion since FY2007 • DOD met its SDB goal, but did not meet its HUBZone and SDVOSB • DOD made progress in all goals in amount of dollars

SMALL BUSINESS GRADE				
	FY2008/FY2009 % GOAL	FY2007 SMALL BUSINESS ACHIEVEMENTS	FY2008 SMALL BUSINESS ACHIEVEMENTS	ACHIEVEMENT PROGRESS
 RED	22.24%	20.44% (\$55,047,209,461)	19.86% (\$62,471,471,401)	 GREEN

SOCIO-ECONOMIC GRADES				
	FY2008/FY2009 % GOAL	FY2007 SMALL BUSINESS ACHIEVEMENTS	FY2008 SMALL BUSINESS ACHIEVEMENTS	ACHIEVEMENT PROGRESS
SDB  GREEN	5%	5.75% (\$15,483,505,702)	6.05% (\$19,032,854,073)	 GREEN
WOSB  RED	5%	2.87% (\$7,725,076,037)	2.95% (\$9,294,252,277)	 GREEN
HUBZONE  RED	3%	2.22% (\$5,977,808,192)	2.39% (\$7,506,427,728)	 GREEN
SDVOSB  RED	3%	0.69% (\$1,860,328,366)	1.05% (\$3,295,144,008)	 GREEN

ACHIEVEMENT CRITERIA	
 GREEN	THE AGENCY MUST MEET 100% OF ITS GOAL
 YELLOW	THE AGENCY MUST MEET 90-99% OF ITS SMALL BUSINESS GOAL
 RED	THE AGENCY DID NOT MEET 90-99% OF ITS SMALL BUSINESS GOAL

ACHIEVEMENT PROGRESS CRITERIA	
 GREEN	THE AGENCY MUST HAVE MADE THEIR GOAL OR MADE PROGRESS IN UNMET GOAL SINCE FY2007 (DOLLARS, PERCENTAGE, OR 3 YEAR ACHIEVEMENT AVERAGE (FY2005-FY2007).
 YELLOW	THE AGENCY MUST MAKE PROGRESS IN UNMET GOAL. FY2008 GOAL ACHIEVEMENT DOLLARS OR PERCENTAGE IS WITHIN 10% OF FY2007 ACHIEVEMENT OR 3 YEAR ACHIEVEMENT AVERAGE (FY2005-FY2007).
 RED	THE AGENCY DID NOT MAKE PROGRESS IN UNMET GOAL