



DEPARTMENT OF HOUSING AND URBAN DEVELOPMENT









OVERALL GRADE

2/5	<ul style="list-style-type: none"> • Although HUD did not exceed its small business goal, HUD achieved its SDB and WOSB goals. • Although HUD did not meet its HUBZone and SDVOSB goals, it did make progress in each
------------	---




SMALL BUSINESS GRADE

	FY2008/FY2009 % GOAL	FY2007 SMALL BUSINESS ACHIEVEMENTS	FY2008 SMALL BUSINESS ACHIEVEMENTS	ACHIEVEMENT PROGRESS
 RED	66.33%	63.62% (\$560,455,963)	61.22% (\$622,764,603)	 GREEN




SOCIO-ECONOMIC GRADES

	FY2008/FY2009 % GOAL	FY2007 SMALL BUSINESS ACHIEVEMENTS	FY2008 SMALL BUSINESS ACHIEVEMENTS	ACHIEVEMENT PROGRESS
SDB				
 GREEN	5%	40.01% (\$352,450,808)	39.37% (\$400,529,536)	 GREEN
WOSB				
 GREEN	5%	18.71% (\$164,795,606)	16.95% (\$172,409,491)	 GREEN
HUBZONE				
 RED	3%	1.63% (\$14,383,132)	2.10% (\$21,389,908)	 GREEN
SDVOSB				
 RED	3%	2.40% (\$21,111,564)	1.31% (\$13,342,255)	 RED

ACHIEVEMENT CRITERIA

 GREEN	THE AGENCY MUST MEET 100% OF ITS GOAL
 YELLOW	THE AGENCY MUST MEET 90-99% OF ITS SMALL BUSINESS GOAL
 RED	THE AGENCY DID NOT MEET 90-99% OF ITS SMALL BUSINESS GOAL

ACHIEVEMENT PROGRESS CRITERIA

 GREEN	THE AGENCY MUST HAVE MADE THEIR GOAL OR MADE PROGRESS IN UNMET GOAL SINCE FY2007 (DOLLARS, PERCENTAGE, OR 3 YEAR ACHIEVEMENT AVERAGE (FY2005-FY2007)).
 YELLOW	THE AGENCY MUST MAKE PROGRESS IN UNMET GOAL. FY2008 GOAL ACHIEVEMENT DOLLARS OR PERCENTAGE IS WITHIN 10% OF FY2007 ACHIEVEMENT OR 3 YEAR ACHIEVEMENT AVERAGE (FY2005-FY2007).
 RED	THE AGENCY DID NOT MAKE PROGRESS IN UNMET GOAL