

















**SOCIAL SECURITY ADMINISTRATION**

GOALS ACHIEVED	OVERALL GRADE
1/5	<ul style="list-style-type: none"> <li>• SSA exceeded the 23% Government-wide goal, but did not achieve its goal</li> <li>• SSA also exceeded its SDB goal</li> <li>• Although SSA did not meet its WOSB, HUBZone, and SDVOSB goals, it did make progress in all goals</li> </ul>

SMALL BUSINESS GRADE				
	FY2008/FY2009 % GOAL	FY2007 SMALL BUSINESS ACHIEVEMENTS	FY2008 SMALL BUSINESS ACHIEVEMENTS	ACHIEVEMENT PROGRESS
 RED	36.70%	31.96% (\$250,412,644)	34.25% (\$335,377,503)	 GREEN

SOCIO-ECONOMIC GRADES				
	FY2008/FY2009 % GOAL	FY2007 SMALL BUSINESS ACHIEVEMENTS	FY2008 SMALL BUSINESS ACHIEVEMENTS	ACHIEVEMENT PROGRESS
SDB   GREEN	5%	11.14% (\$87,290,098)	11.69% (\$114,509,612)	 GREEN
WOSB   RED	5%	3.55% (\$27,831,996)	3.26% (\$31,881,959)	 GREEN
HUBZONE   RED	3%	3.05% (\$23,927,862)	2.24% (\$21,943,348)	 GREEN
SDVOSB   RED	3%	1.24% (\$9,689,149)	2.00% (\$19,618,631)	 GREEN

ACHIEVEMENT CRITERIA	
 GREEN	THE AGENCY MUST MEET 100% OF ITS GOAL
 YELLOW	THE AGENCY MUST MEET 90-99% OF ITS SMALL BUSINESS GOAL
 RED	THE AGENCY DID NOT MEET 90-99% OF ITS SMALL BUSINESS GOAL

ACHIEVEMENT PROGRESS CRITERIA	
 GREEN	THE AGENCY MUST HAVE MADE THEIR GOAL OR MADE PROGRESS IN UNMET GOAL SINCE FY2007 (DOLLARS, PERCENTAGE, OR 3 YEAR ACHIEVEMENT AVERAGE (FY2005-FY2007)).
 YELLOW	THE AGENCY MUST MAKE PROGRESS IN UNMET GOAL. FY2008 GOAL ACHIEVEMENT DOLLARS OR PERCENTAGE IS WITHIN 10% OF FY2007 ACHIEVEMENT OR 3 YEAR ACHIEVEMENT AVERAGE (FY2005-FY2007).
 RED	THE AGENCY DID NOT MAKE PROGRESS IN UNMET GOAL