











UNITED STATES AGENCY FOR INTERNATIONAL AID

GOALS ACHIEVED	OVERALL GRADE
0/5	<ul style="list-style-type: none"> • Although USAID did not meet its goals, USAID made progress (dollars) in all goals • Last year, USAID recognized that it had a systemic problem and taken steps to correct the problem including having small business goal achievement is now a high priority project tracked by the administrator weekly

SMALL BUSINESS GRADE

	FY2008/FY2009 % GOAL	FY2007 SMALL BUSINESS ACHIEVEMENTS	FY2008 SMALL BUSINESS ACHIEVEMENTS	ACHIEVEMENT PROGRESS
 RED	19.60%	10.36% (\$22,325,335)	11.60% (97,734,164)	 GREEN




SOCIO-ECONOMIC GRADES

	FY2008/FY2009 % GOAL	FY2007 SMALL BUSINESS ACHIEVEMENTS	FY2008 SMALL BUSINESS ACHIEVEMENTS	ACHIEVEMENT PROGRESS
SDB  YELLOW	5%	3.69% (\$7,963,749)	4.81% (\$40,494,588)	 GREEN
WOSB  RED	5%	1.72% (\$3,697,453)	2.35% (\$19,756,542)	 GREEN
HUBZONE  RED	3%	0.90% (\$1,930,192)	0.26% (\$2,189,405)	 GREEN
SDVOSB  RED	3%	0.01% (\$13,337)	0.05% (\$446,450)	 GREEN

ACHIEVEMENT CRITERIA

 GREEN	THE AGENCY MUST MEET 100% OF ITS GOAL
 YELLOW	THE AGENCY MUST MEET 90-99% OF ITS SMALL BUSINESS GOAL
 RED	THE AGENCY DID NOT MEET 90-99% OF ITS SMALL BUSINESS GOAL

ACHIEVEMENT PROGRESS CRITERIA

 GREEN	THE AGENCY MUST HAVE MADE THEIR GOAL OR MADE PROGRESS IN UNMET GOAL SINCE FY2007 (DOLLARS, PERCENTAGE, OR 3 YEAR ACHIEVEMENT AVERAGE (FY2005-FY2007).
 YELLOW	THE AGENCY MUST MAKE PROGRESS IN UNMET GOAL. FY2008 GOAL ACHIEVEMENT DOLLARS OR PERCENTAGE IS WITHIN 10% OF FY2007 ACHIEVEMENT OR 3 YEAR ACHIEVEMENT AVERAGE (FY2005-FY2007).
 RED	THE AGENCY DID NOT MAKE PROGRESS IN UNMET GOAL