



**DEPARTMENT OF HOUSING AND URBAN DEVELOPMENT**

**OVERALL GRADE**









2/5

- HUD achieved 63.62% exceeding its small business goal of 45%
- Although it did not meet its SDVOSB goal, it did make progress from previous year
- HUD achieved 40.01% exceeding its SDB goal of 20%


**SMALL BUSINESS GRADE**

	FY2006/FY2007 % GOAL	FY2006 SMALL BUSINESS ACHIEVEMENTS	FY2007 SMALL BUSINESS ACHIEVEMENTS	ACHIEVEMENT PROGRESS
 GREEN	45%	66.33% (\$744,377,447)	63.62% (\$560,455,963)	 GREEN




**SOCIO-ECONOMIC GRADES**

	FY2006/FY2007 % GOAL	FY2006 SMALL BUSINESS ACHIEVEMENTS	FY2007 SMALL BUSINESS ACHIEVEMENTS	ACHIEVEMENT PROGRESS
SDB				
 GREEN	20%	39.19% (\$439,763,319)	40.01% (\$352,450,808)	 GREEN
WOSB				
 YELLOW	20%	20.10% (\$225,114,375)	18.71% (\$164,795,606)	 RED
HUBZONE				
 RED	3.50%	4.27% (\$47,886,588)	1.63% (\$14,383,132)	 RED
SDVOSB				
 RED	3%	2.31% (\$25,936,787)	2.40% (\$21,111,564)	 GREEN

**ACHIEVEMENT CRITERIA**

 GREEN	THE AGENCY MUST MEET 100% OF ITS GOAL
 YELLOW	THE AGENCY MUST MEET 90-99% OF ITS SMALL BUSINESS GOAL
 RED	THE AGENCY DID NOT MEET 90-99% OF ITS SMALL BUSINESS GOAL

**ACHIEVEMENT PROGRESS CRITERIA**

 GREEN	THE AGENCY MUST HAVE MADE THEIR GOAL OR MADE PROGRESS IN UNMET GOAL SINCE FY2006 (DOLLARS, PERCENTAGE, OR 3 YEAR ACHIEVEMENT AVERAGE (FY2005-FY2007)).
 YELLOW	THE AGENCY MUST MAKE PROGRESS IN UNMET GOAL. FY2007 GOAL ACHIEVEMENT DOLLARS OR PERCENTAGE IS WITHIN 10% OF FY2006 ACHIEVEMENT OR 3 YEAR ACHIEVEMENT AVERAGE (FY2005-FY2007).
 RED	THE AGENCY DID NOT MAKE PROGRESS IN UNMET GOAL