











UNITED STATES AGENCY FOR INTERNATIONAL AID

GOALS ACHIEVED	OVERALL GRADE
0/5	<ul style="list-style-type: none"> USAID did not meet or show progress in any goal USAID recognized that it had a systemic problem and taken steps to correct the problem including having small business goal achievement is now a high priority project tracked by the administrator weekly

SMALL BUSINESS GRADE

	FY2006/FY2007 % GOAL	FY2006 SMALL BUSINESS ACHIEVEMENTS	FY2007 SMALL BUSINESS ACHIEVEMENTS	ACHIEVEMENT PROGRESS
 RED	23%	13.70% (\$51,125,601)	10.36% (\$22,325,335)	 RED




SOCIO-ECONOMIC GRADES

	FY2006/FY2007 % GOAL	FY2006 SMALL BUSINESS ACHIEVEMENTS	FY2007 SMALL BUSINESS ACHIEVEMENTS	ACHIEVEMENT PROGRESS
SDB				
 RED	7.50%	4.15% (\$15,388,785)	3.69% (\$7,963,749)	 RED
WOSB				
 RED	5%	2.01% (\$6,110,860)	1.72% (\$3,697,453)	 RED
HUBZONE				
 RED	3%	1.21% (\$4,291,323)	0.90% (\$1,930,192)	 RED
SDVO SB				
 RED	3%	0.20% (\$727,199)	0.01% (\$13,337)	 RED

ACHIEVEMENT CRITERIA

 GREEN	THE AGENCY MUST MEET 100% OF ITS GOAL
 YELLOW	THE AGENCY MUST MEET 90-99% OF ITS SMALL BUSINESS GOAL
 RED	THE AGENCY DID NOT MEET 90-99% OF ITS SMALL BUSINESS GOAL

ACHIEVEMENT PROGRESS CRITERIA

 GREEN	THE AGENCY MUST HAVE MADE THEIR GOAL OR MADE PROGRESS IN UNMET GOAL SINCE FY2006 (DOLLARS, PERCENTAGE, OR 3 YEAR ACHIEVEMENT AVERAGE (FY2005-FY2007).
 YELLOW	THE AGENCY MUST MAKE PROGRESS IN UNMET GOAL. FY2007 GOAL ACHIEVEMENT DOLLARS OR PERCENTAGE IS WITHIN 10% OF FY2006 ACHIEVEMENT OR 3 YEAR ACHIEVEMENT AVERAGE (FY2005-FY2007).
 RED	THE AGENCY DID NOT MAKE PROGRESS IN UNMET GOAL