

# Forgiveness Platform Lender Submission Metrics | August 15

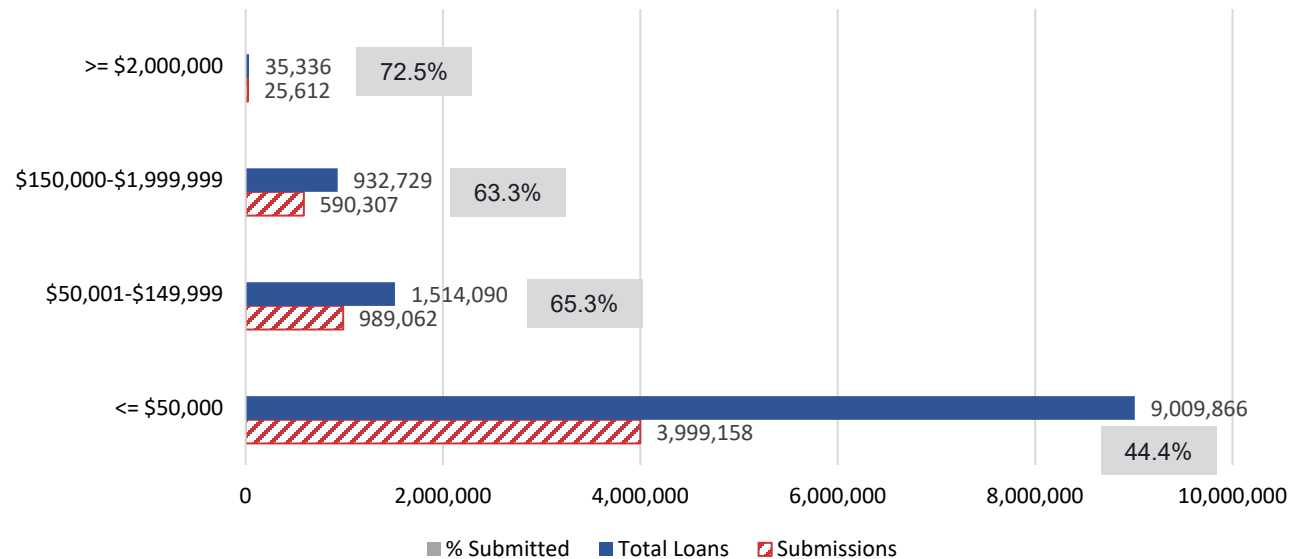
Data as of August 15, 11:59 PM ET

## Summary

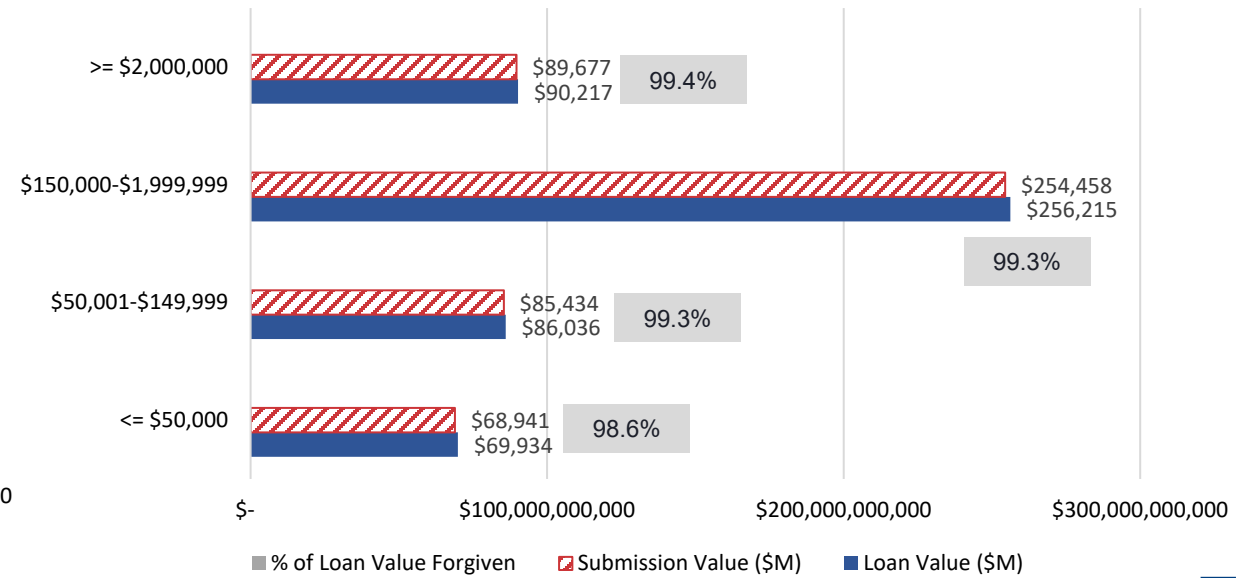
Total PPP Loan Population		Forgiveness Requests To Date		Payments To Date	
Count of Loans	Total Loan Value	Count of Applications	Total Forgiveness Amount Requested	Count of Payments	Total Forgiveness Paid
11,492,021	\$792,654,072,484	5,604,139	\$498,509,366,707	5,271,663	\$471,137,621,001
		48% of all PPP loans have submitted forgiveness applications	Forgiveness has been requested for 63% of the total loan value of all PPP loans	46% of all PPP loans have been fully or partially forgiven	59% of the total PPP loan value has been forgiven, in full or in part

4,836 lenders have requested forgiveness for PPP loans

Number of Submissions, by Loan Amount



Value of Submissions, by Dollar Amount



August 16, 2021

# Forgiveness Platform Lender Submission Metrics | August 15

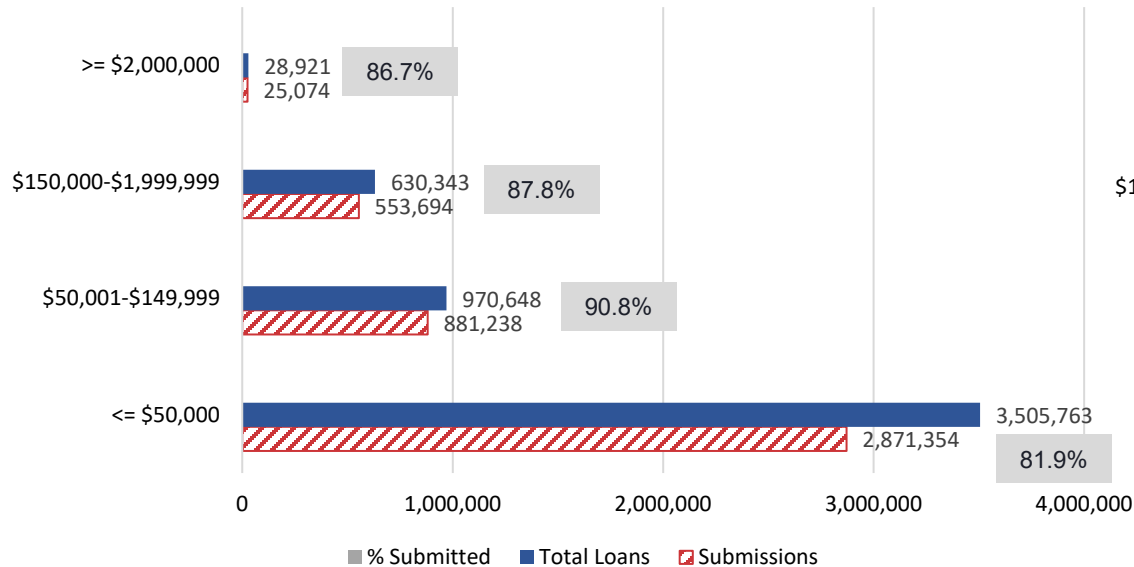
Data as of August 15, 11:59 PM ET

## 2020 PPP Loan Population

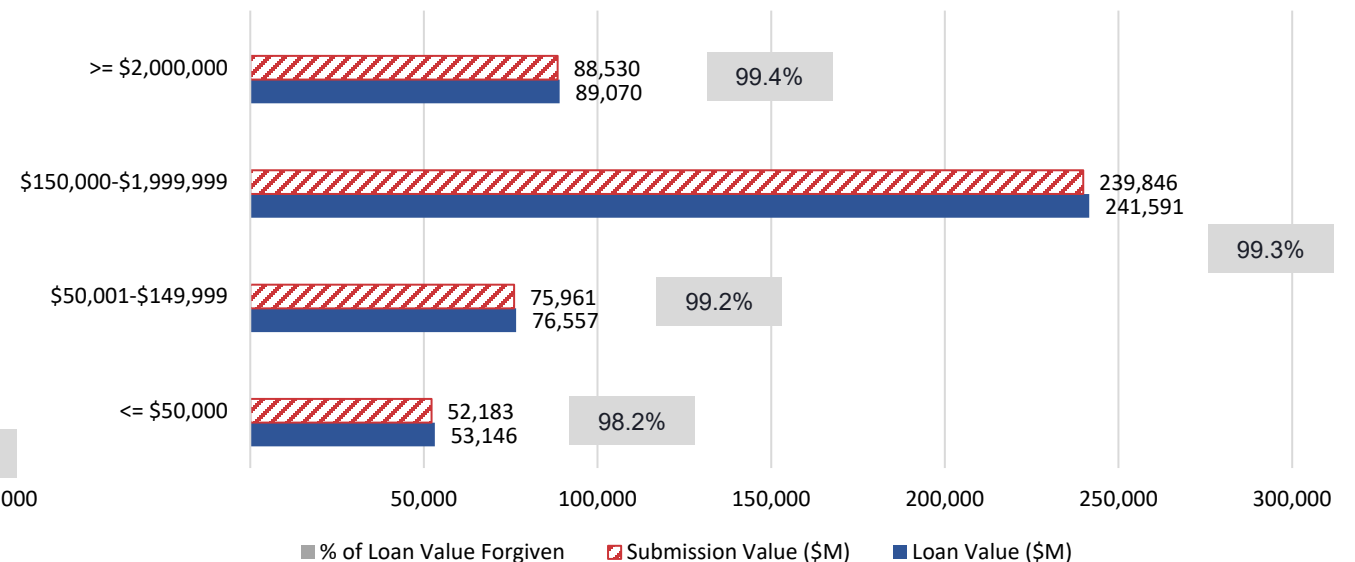
2020 PPP Loan Population		Forgiveness Requests To Date		Payments To Date	
Count of Loans	Total Loan Value	Count of Applications	Total Forgiveness Amount Requested	Count of Payments	Total Forgiveness Paid
<b>5,135,675</b>	<b>\$521,570,530,282</b>	<b>4,331,360</b>	<b>\$456,519,027,305</b>	<b>4,249,368</b>	<b>\$438,632,367,988</b>
		84% of 2020 PPP loans have submitted forgiveness applications	Forgiveness has been requested for 88% of the total loan value of 2020 PPP loans	83% of 2020 PPP loans have been fully or partially forgiven	84% of the total 2020 PPP loan value has been forgiven, in full or in part

**4,788** lenders have requested forgiveness for 2020 PPP loans

Number of Submissions, by Loan Amount



Value of Submissions, by Dollar Amount



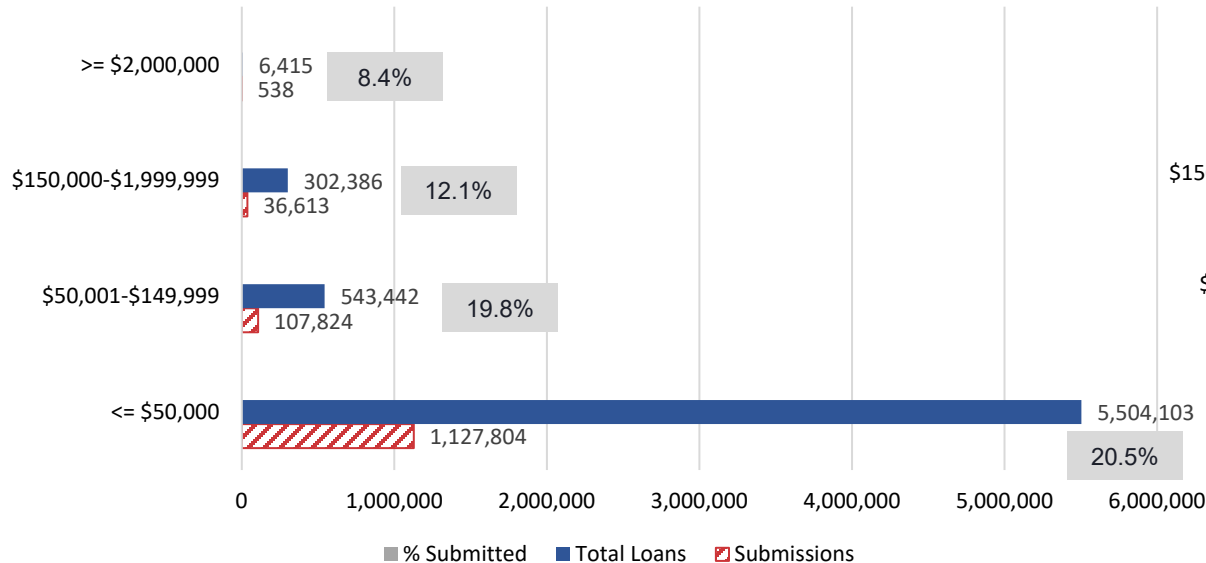
# Forgiveness Platform Lender Submission Metrics | August 15

Data as of August 15, 11:59 PM ET  
2021 PPP Loan Population

2021 PPP Loan Population		Forgiveness Requests To Date		Payments To Date	
Count of Loans	Total Loan Value	Count of Applications	Total Forgiveness Amount Requested	Count of Payments	Total Forgiveness Paid
6,356,346	\$271,083,542,202	1,272,779	\$41,990,339,401	1,077,250	\$35,148,550,519
		20% of 2021 PPP loans have submitted forgiveness applications	Forgiveness has been requested for 15% of the total loan value of 2021 PPP loans	17% of 2021 PPP loans have been fully or partially forgiven	13% of the total 2021 PPP loan value has been forgiven, in full or in part

4,373 lenders have requested forgiveness for 2021 PPP loans

Number of Submissions, by Loan Amount



Value of Submissions, by Dollar Amount

