

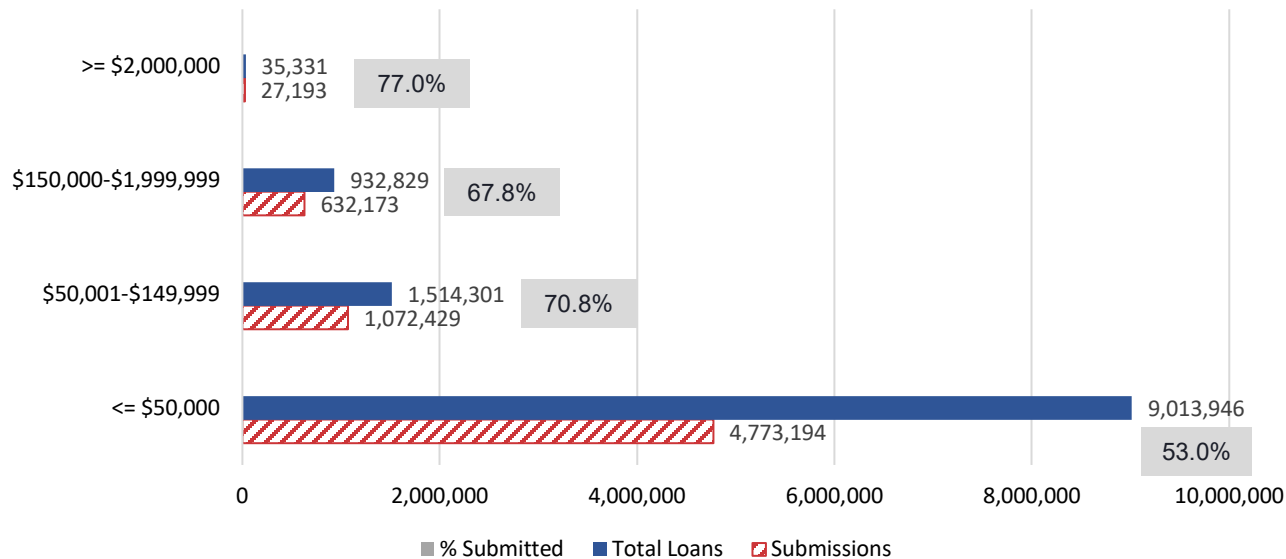
Forgiveness Platform Lender Submission Metrics | September 5

Data as of September 5, 11:59 PM ET

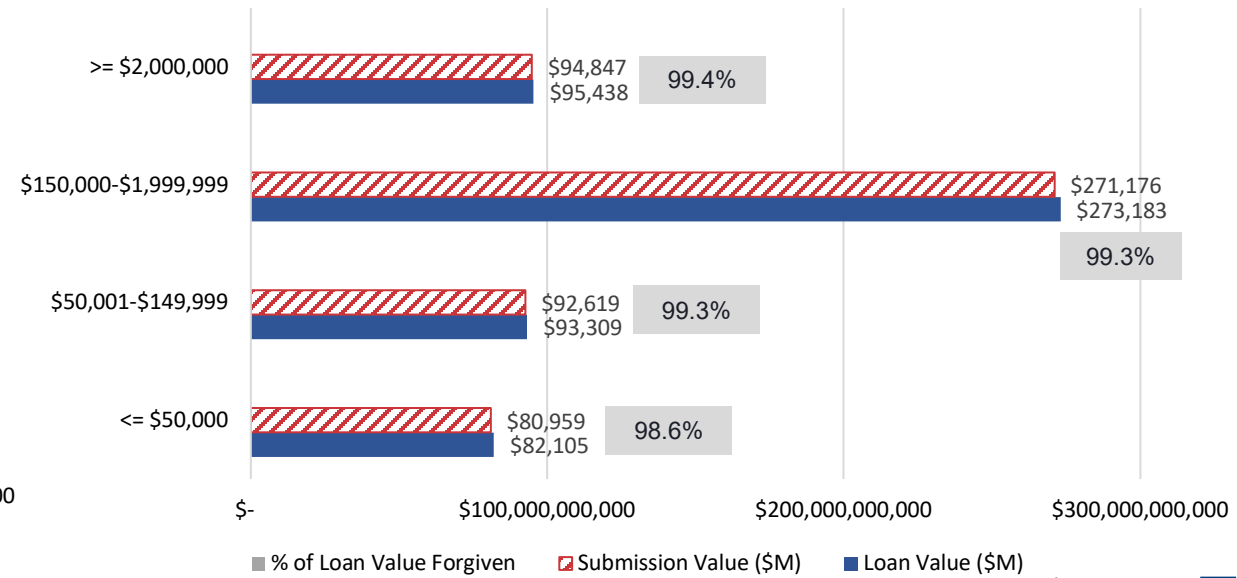
Summary

Total PPP Loan Population		Forgiveness Requests To Date		Payments To Date	
Count of Loans	Total Loan Value	Count of Applications	Total Forgiveness Amount Requested	Count of Payments	Total Forgiveness Paid
11,496,407	\$792,750,681,341	6,504,989	\$539,600,776,343	6,059,574	\$510,403,364,409
		57% of all PPP loans have submitted forgiveness applications	Forgiveness has been requested for 68% of the total loan value of all PPP loans	53% of all PPP loans have been fully or partially forgiven	64% of the total PPP loan value has been forgiven, in full or in part
		4,835 lenders have requested forgiveness for PPP loans			

Number of Submissions, by Loan Amount



Value of Submissions, by Dollar Amount



September 7, 2021

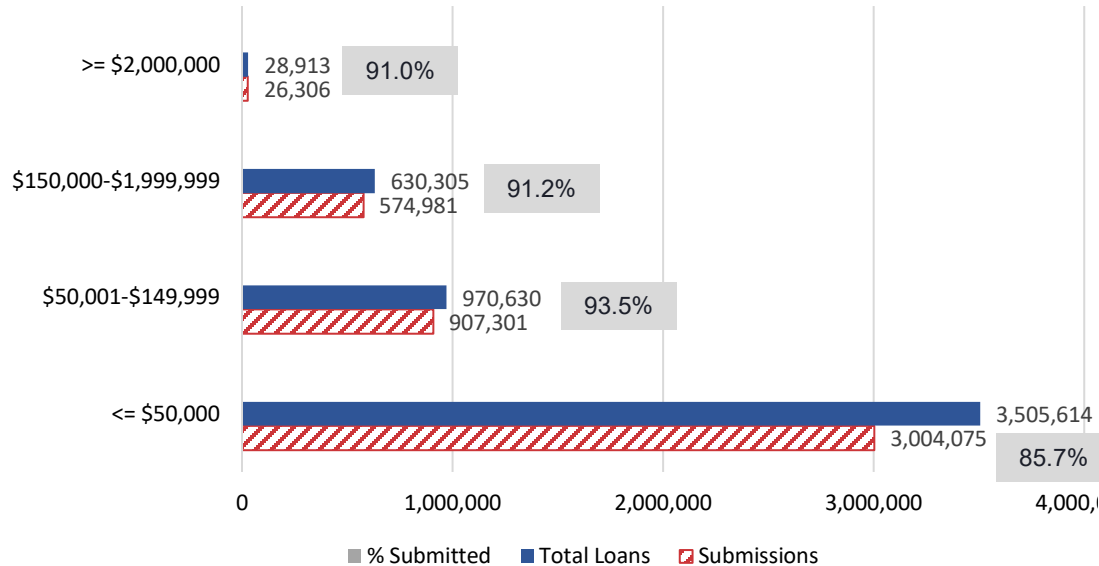


Forgiveness Platform Lender Submission Metrics | September 5

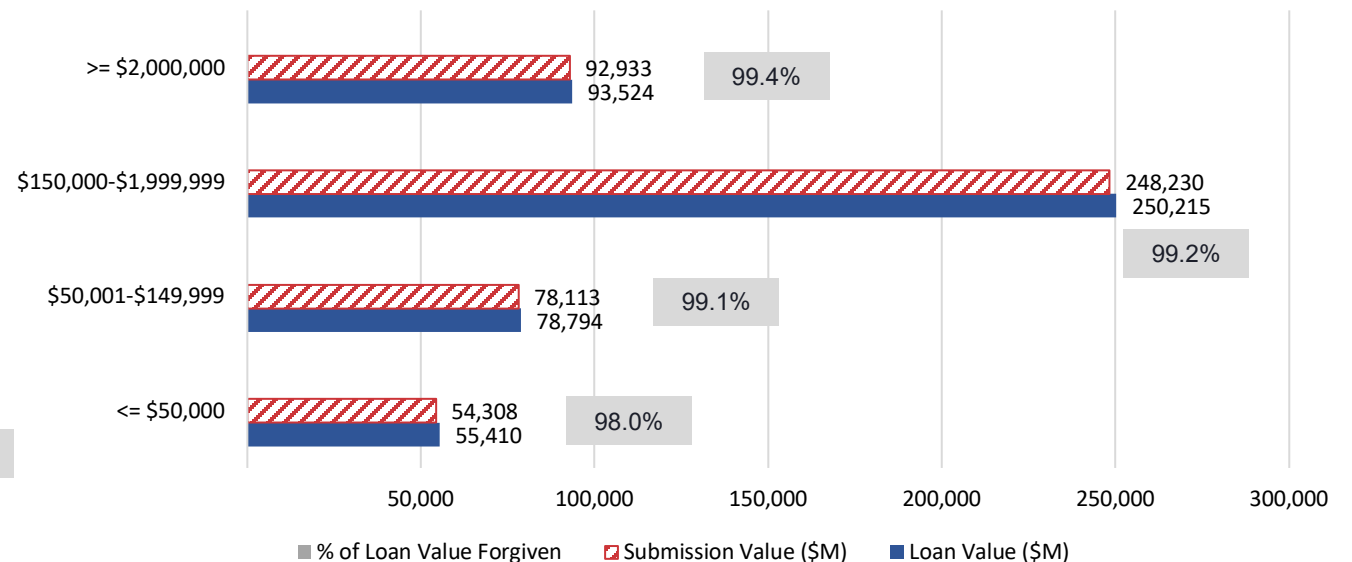
Data as of September 5, 11:59 PM ET
2020 PPP Loan Population

2020 PPP Loan Population		Forgiveness Requests To Date		Payments To Date	
Count of Loans	Total Loan Value	Count of Applications	Total Forgiveness Amount Requested	Count of Payments	Total Forgiveness Paid
5,135,462	\$521,507,935,791	4,512,663	\$473,583,630,245	4,398,763	\$456,615,431,558
		88% of 2020 PPP loans have submitted forgiveness applications	Forgiveness has been requested for 91% of the total loan value of 2020 PPP loans	86% of 2020 PPP loans have been fully or partially forgiven	88% of the total 2020 PPP loan value has been forgiven, in full or in part
		4,785 lenders have requested forgiveness for 2020 PPP loans			

Number of Submissions, by Loan Amount



Value of Submissions, by Dollar Amount

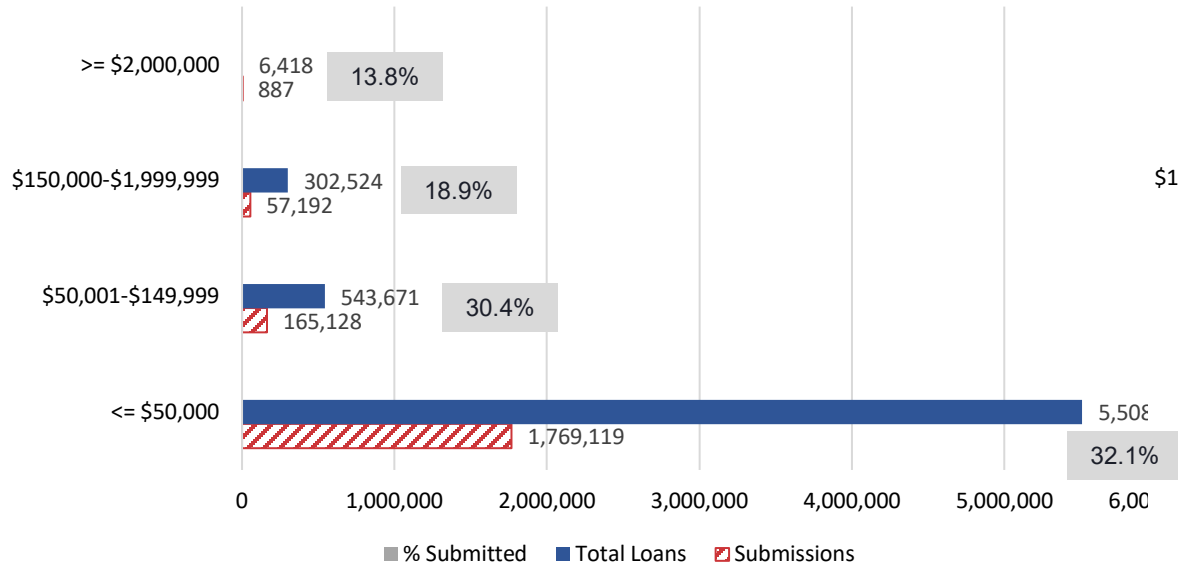


Forgiveness Platform Lender Submission Metrics | September 5

Data as of September 5, 11:59 PM ET
2021 PPP Loan Population

2021 PPP Loan Population		Forgiveness Requests To Date		Payments To Date	
Count of Loans	Total Loan Value	Count of Applications	Total Forgiveness Amount Requested	Count of Payments	Total Forgiveness Paid
6,360,945	\$271,242,745,550	1,992,326	\$66,017,146,098	1,660,811	\$53,787,932,851
		31% of 2021 PPP loans have submitted forgiveness applications	Forgiveness has been requested for 24% of the total loan value of 2021 PPP loans	26% of 2021 PPP loans have been fully or partially forgiven	20% of the total 2021 PPP loan value has been forgiven, in full or in part
		4,499 lenders have requested forgiveness for 2021 PPP loans			

Number of Submissions, by Loan Amount



Value of Submissions, by Dollar Amount

