

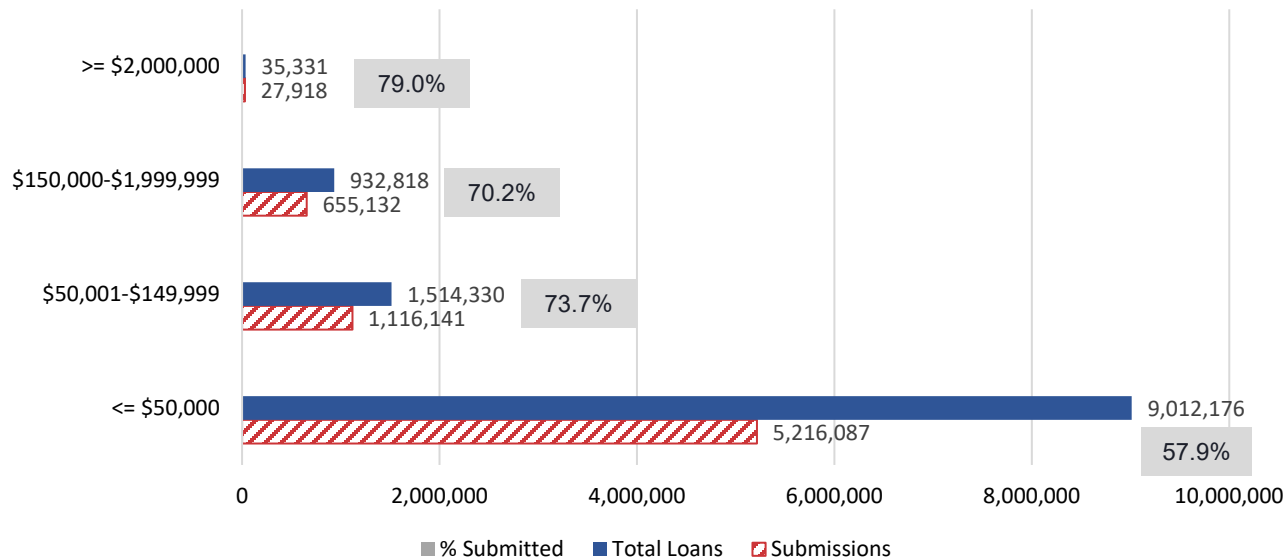
Forgiveness Platform Lender Submission Metrics | September 19

Data as of September 19, 11:59 PM ET

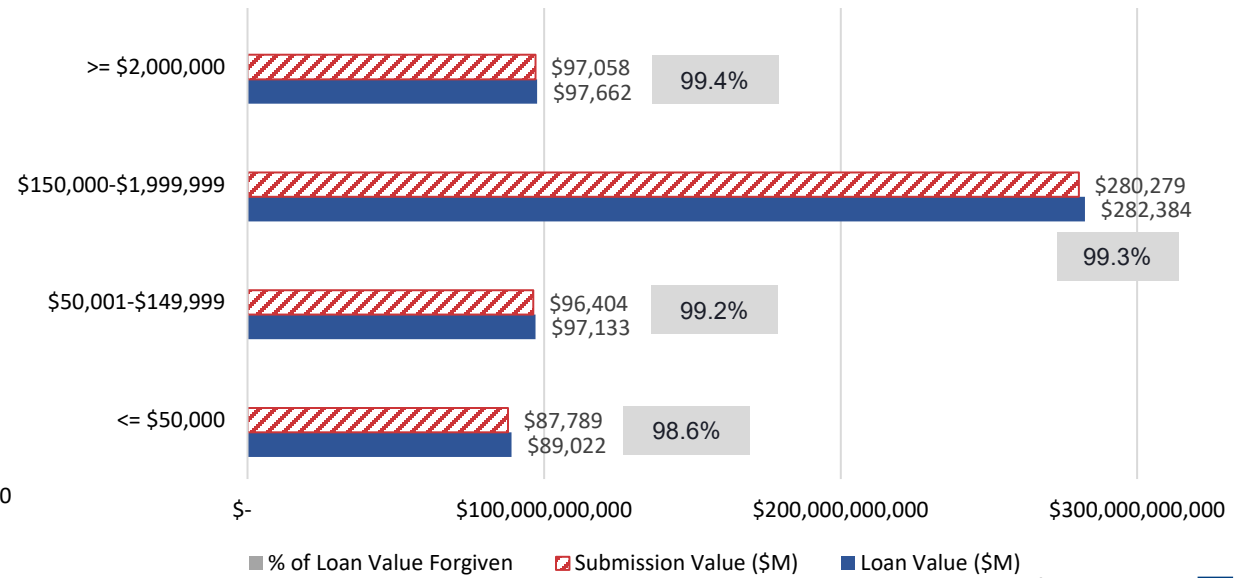
Summary

Total PPP Loan Population		Forgiveness Requests To Date		Payments To Date	
Count of Loans	Total Loan Value	Count of Applications	Total Forgiveness Amount Requested	Count of Payments	Total Forgiveness Paid
11,494,655	\$792,715,562,828	7,015,278	\$561,528,401,799	6,769,608	\$542,330,540,935
		61% of all PPP loans have submitted forgiveness applications	Forgiveness has been requested for 71% of the total loan value of all PPP loans	59% of all PPP loans have been fully or partially forgiven	68% of the total PPP loan value has been forgiven, in full or in part
		4,834 lenders have requested forgiveness for PPP loans			

Number of Submissions, by Loan Amount



Value of Submissions, by Dollar Amount



September 20, 2021

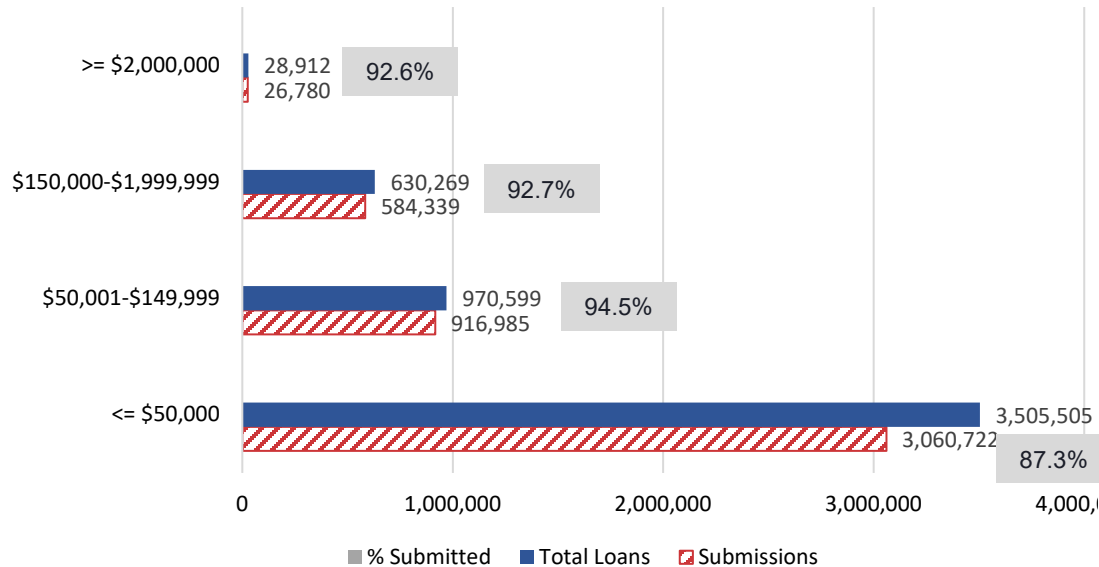


Forgiveness Platform Lender Submission Metrics | September 19

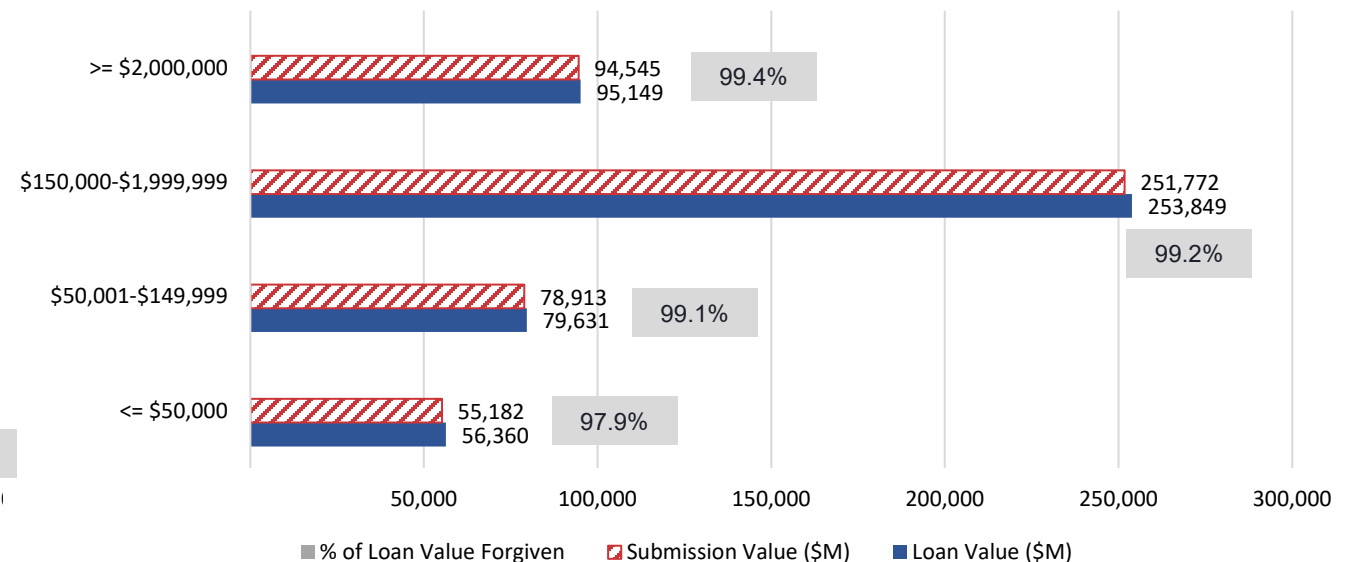
Data as of September 19, 11:59 PM ET
2020 PPP Loan Population

2020 PPP Loan Population		Forgiveness Requests To Date		Payments To Date	
Count of Loans	Total Loan Value	Count of Applications	Total Forgiveness Amount Requested	Count of Payments	Total Forgiveness Paid
5,135,285	\$521,486,649,644	4,588,826	\$480,412,034,988	4,535,476	\$468,796,484,914
		89% of 2020 PPP loans have submitted forgiveness applications	Forgiveness has been requested for 92% of the total loan value of 2020 PPP loans	88% of 2020 PPP loans have been fully or partially forgiven	90% of the total 2020 PPP loan value has been forgiven, in full or in part
		4,780 lenders have requested forgiveness for 2020 PPP loans			

Number of Submissions, by Loan Amount



Value of Submissions, by Dollar Amount



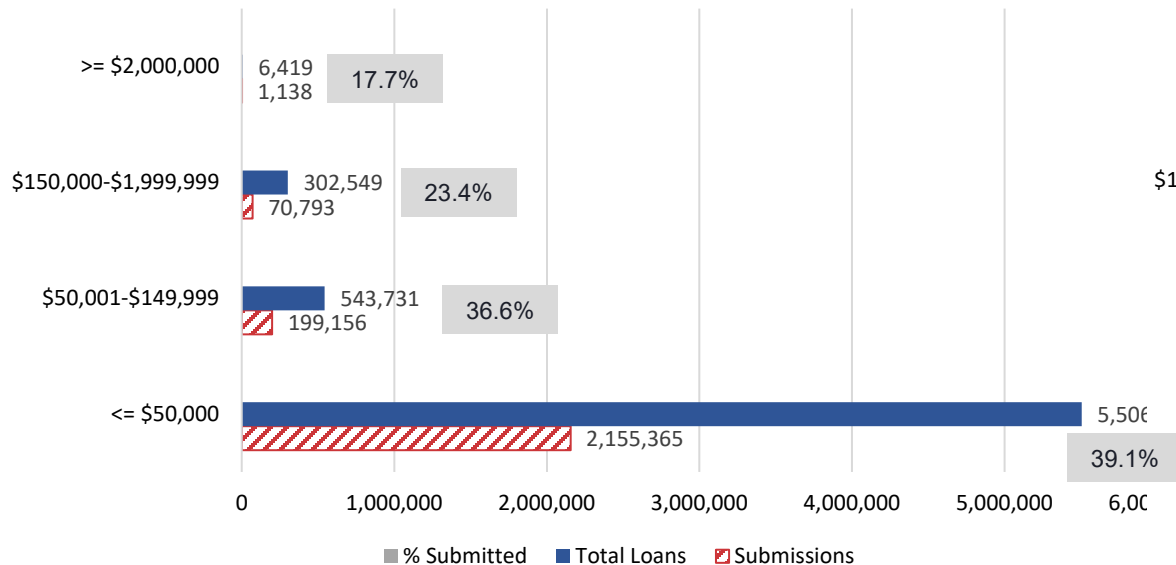
September 20, 2021

Forgiveness Platform Lender Submission Metrics | September 19

Data as of September 19, 11:59 PM ET
2021 PPP Loan Population

2021 PPP Loan Population		Forgiveness Requests To Date		Payments To Date	
Count of Loans	Total Loan Value	Count of Applications	Total Forgiveness Amount Requested	Count of Payments	Total Forgiveness Paid
6,359,370	\$271,228,913,184	2,426,452	\$81,116,366,811	2,234,132	\$73,534,056,021
		38% of 2021 PPP loans have submitted forgiveness applications	Forgiveness has been requested for 30% of the total loan value of 2021 PPP loans	35% of 2021 PPP loans have been fully or partially forgiven	27% of the total 2021 PPP loan value has been forgiven, in full or in part
		4,547 lenders have requested forgiveness for 2021 PPP loans			

Number of Submissions, by Loan Amount



Value of Submissions, by Dollar Amount

