

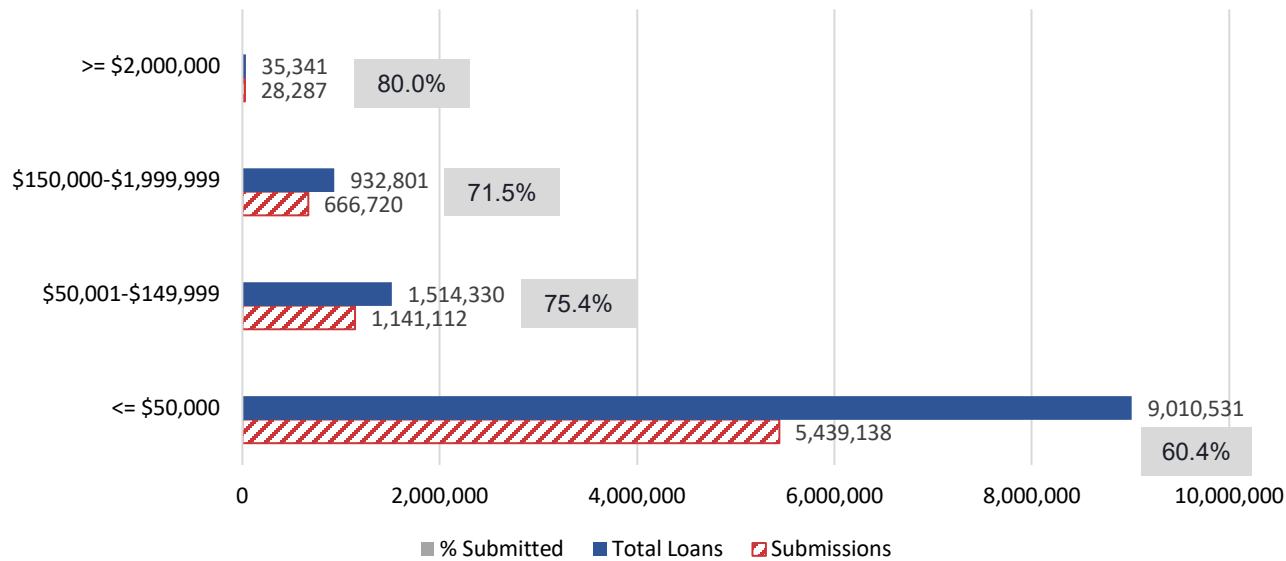
Forgiveness Platform Lender Submission Metrics | September 26

Data as of September 26, 11:59 PM ET

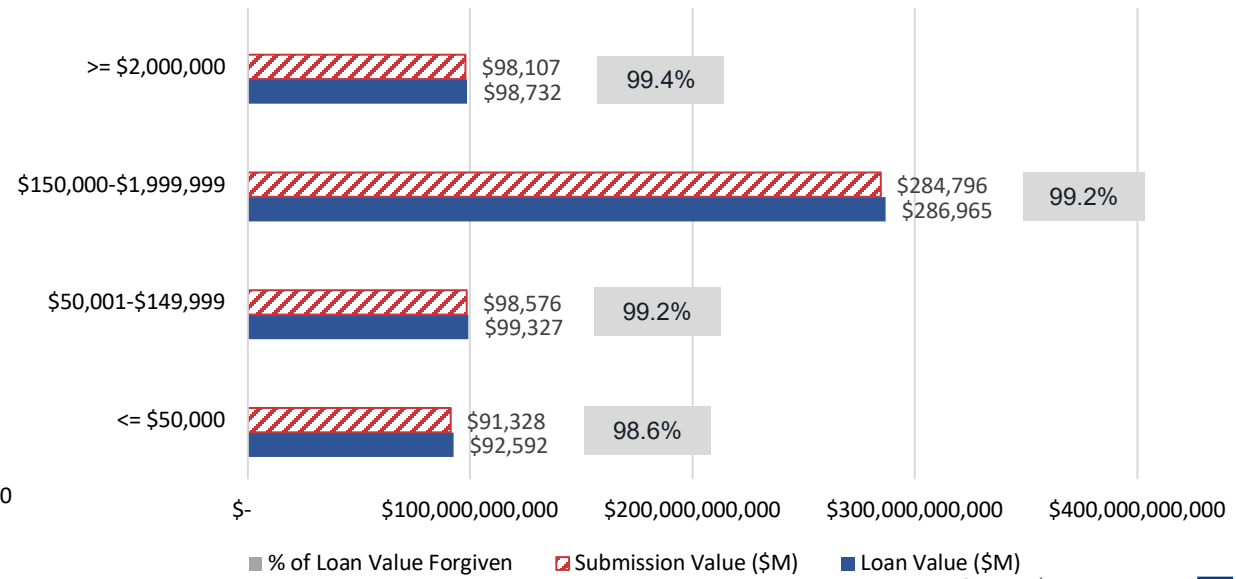
Summary

Total PPP Loan Population		Forgiveness Requests To Date		Payments To Date	
Count of Loans	Total Loan Value	Count of Applications	Total Forgiveness Amount Requested	Count of Payments	Total Forgiveness Paid
11,493,003	\$792,740,938,011	7,275,257	\$572,806,491,655	7,022,242	\$553,327,222,904
		63% of all PPP loans have submitted forgiveness applications	Forgiveness has been requested for 72% of the total loan value of all PPP loans	61% of all PPP loans have been fully or partially forgiven	70% of the total PPP loan value has been forgiven, in full or in part
		4,833 lenders have requested forgiveness for 2020 PPP loans			

Number of Submissions, by Loan Amount



Value of Submissions, by Dollar Amount



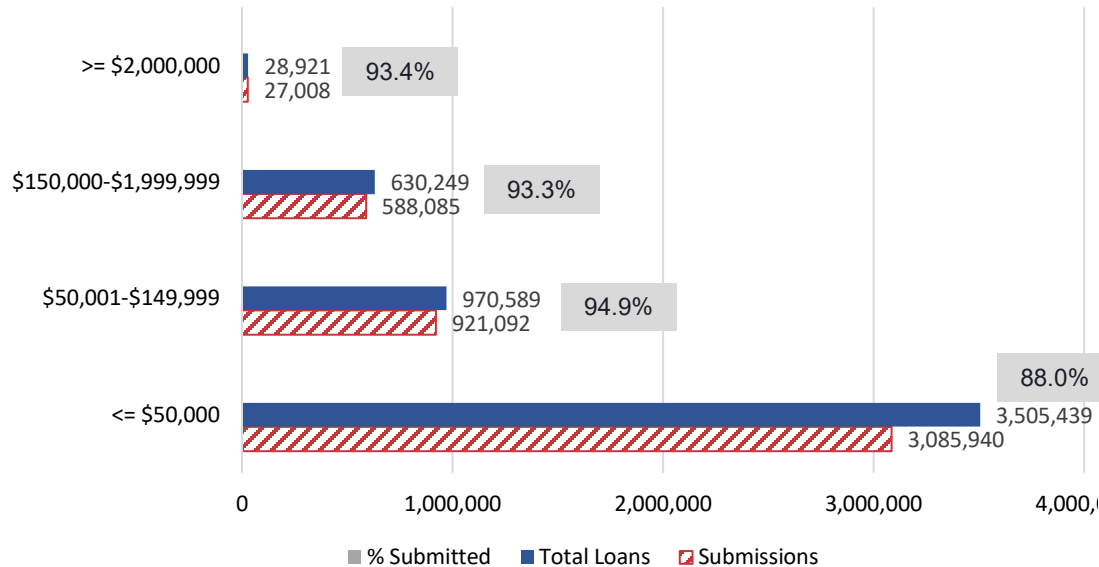
September 27, 2021

Forgiveness Platform Lender Submission Metrics | September 26

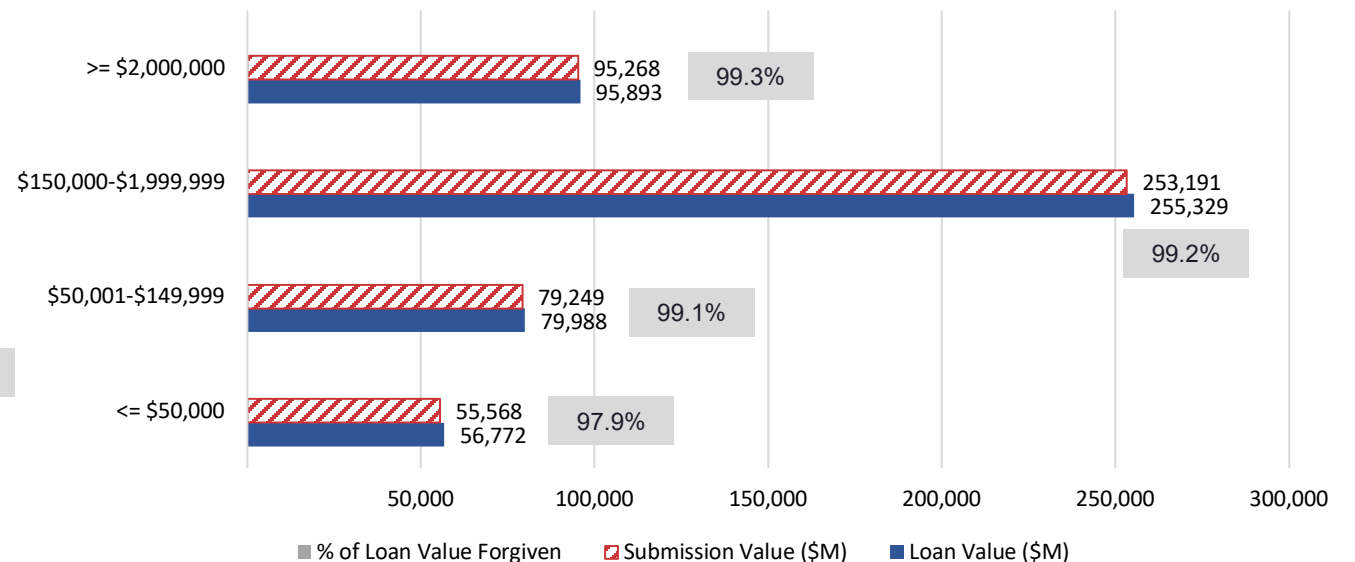
Data as of September 26, 11:59 PM ET
2020 PPP Loan Population

2020 PPP Loan Population		Forgiveness Requests To Date		Payments To Date	
Count of Loans	Total Loan Value	Count of Applications	Total Forgiveness Amount Requested	Count of Payments	Total Forgiveness Paid
5,135,198	\$521,535,184,607	4,622,125	\$483,275,653,368	4,571,752	\$471,984,194,801
		90% of 2020 PPP loans have submitted forgiveness applications	Forgiveness has been requested for 92% of the total loan value of 2020 PPP loans	89% of 2020 PPP loans have been fully or partially forgiven	91% of the total 2020 PPP loan value has been forgiven, in full or in part
		4,777 lenders have requested forgiveness for 2020 PPP loans			

Number of Submissions, by Loan Amount



Value of Submissions, by Dollar Amount



September 27, 2021

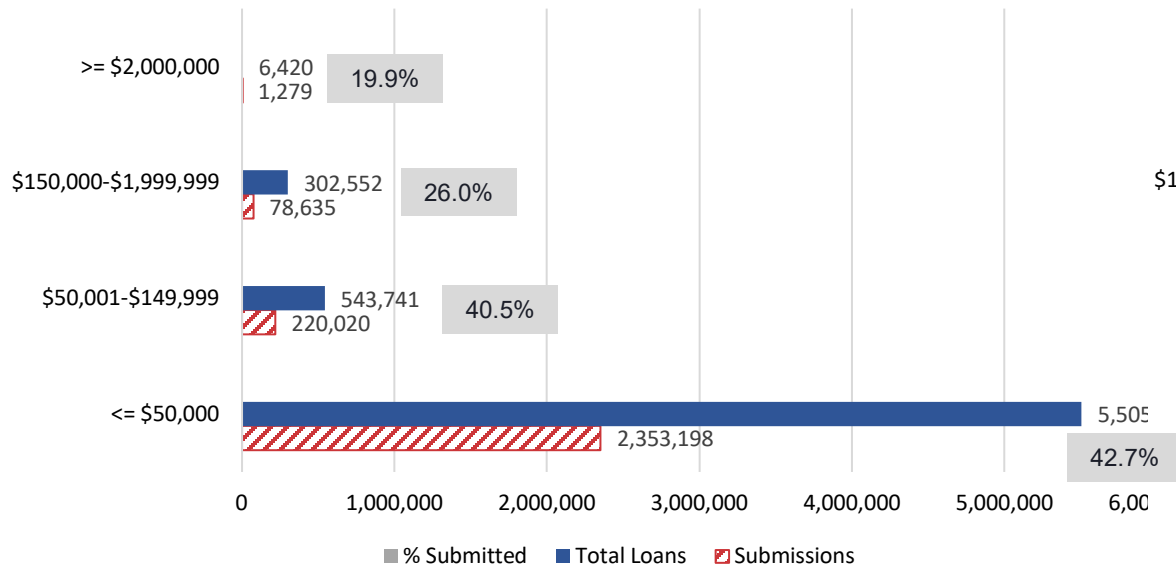


Forgiveness Platform Lender Submission Metrics | September 26

Data as of September 26, 11:59 PM ET
2021 PPP Loan Population

2021 PPP Loan Population		Forgiveness Requests To Date		Payments To Date	
Count of Loans	Total Loan Value	Count of Applications	Total Forgiveness Amount Requested	Count of Payments	Total Forgiveness Paid
6,357,805	\$271,205,753,405	2,653,132	\$89,530,838,287	2,450,490	\$81,343,028,104
		42% of 2021 PPP loans have submitted forgiveness applications	Forgiveness has been requested for 33% of the total loan value of 2021 PPP loans	39% of 2021 PPP loans have been fully or partially forgiven	30% of the total 2021 PPP loan value has been forgiven, in full or in part
		4,556 lenders have requested forgiveness for 2021 PPP loans			

Number of Submissions, by Loan Amount



Value of Submissions, by Dollar Amount

